

**xylem**  
OEM Solutions



# OEM Solutions

BUILDING SUSTAINABLE PARTNERSHIPS

# Xylem - Your Global Partner

## OEMs need strong global partners

### OEMs face challenges every day

At Xylem we appreciate and understand the many challenges our Original Equipment Manufacturer (OEM) partners are facing every day – such as supply chain changes, fluctuating demand, logistics & distribution, sustainability, standards of efficiency, the need for flexibility, and adaptation to market changes.

Sharing the same values, Xylem's committed supply chain is distributed globally, backed by a dedicated OEM Centre of Excellence team for product customisation and co-development, giving you the flexibility to quickly adapt our readily available solutions to meet the market changes and needs.

### OEM Centre of Excellence

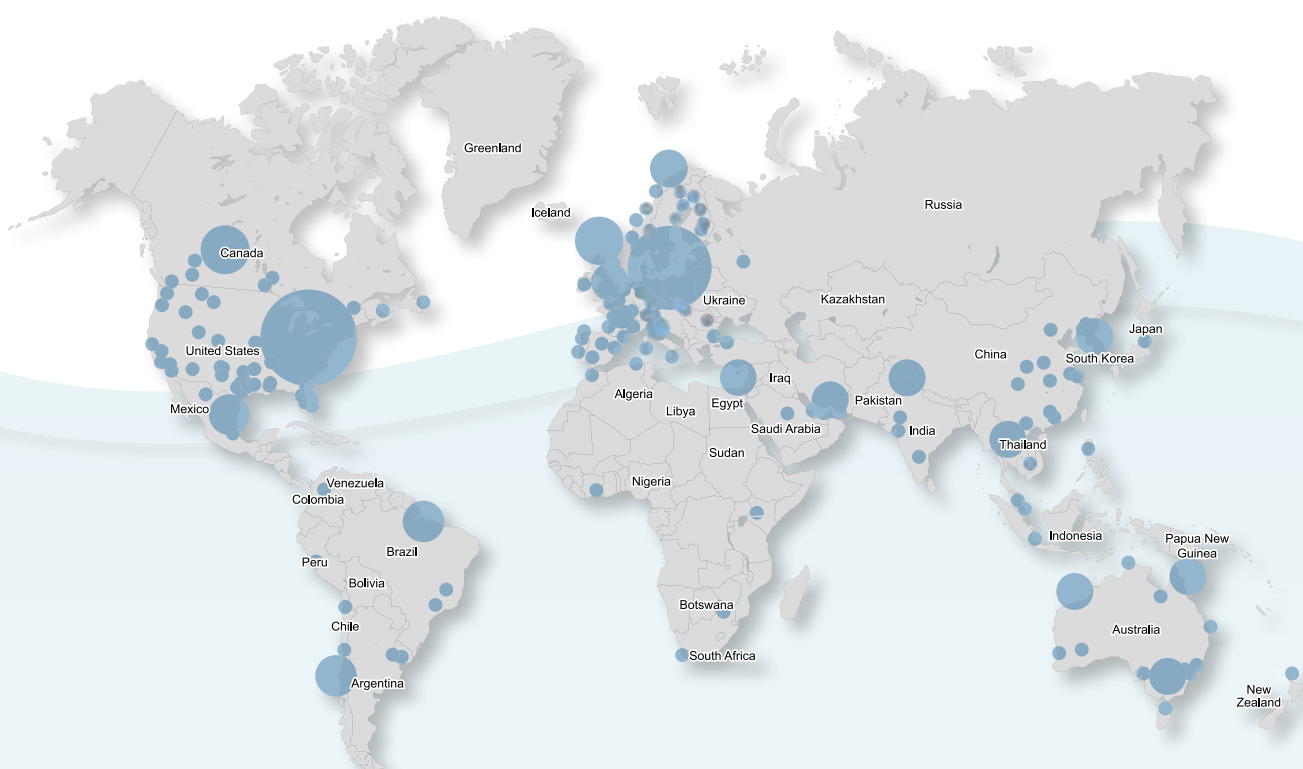
With decades of experience partnering with Original Equipment Manufacturers (OEMs), we have built a deep expertise and understanding of the different challenges they face. Our OEM European Centers of Excellence are the centre of innovation dedicated to working with our OEM partners on customised solutions specific to individual application requirements.

### Sustainable OEM solutions

Water scarcity and increasing water demand is creating unprecedented risks that threaten life and economic activity. With industrial applications consuming a significant amount of fresh water globally, it's critical that we develop sustainable solutions. Our product lines have all been designed to optimise water and energy consumption whilst reducing carbon footprint. At Xylem, sustainability is promoted throughout our entire operation, supply chain and corporate social responsibility.

### A partner you can trust

As OEMs, your customers place an enormous amount of trust in the machines and equipment you manufacture, which is why you need a partner that you can trust. At Xylem, we engineer the highest levels of reliability, efficiency, and performance into everything we do.







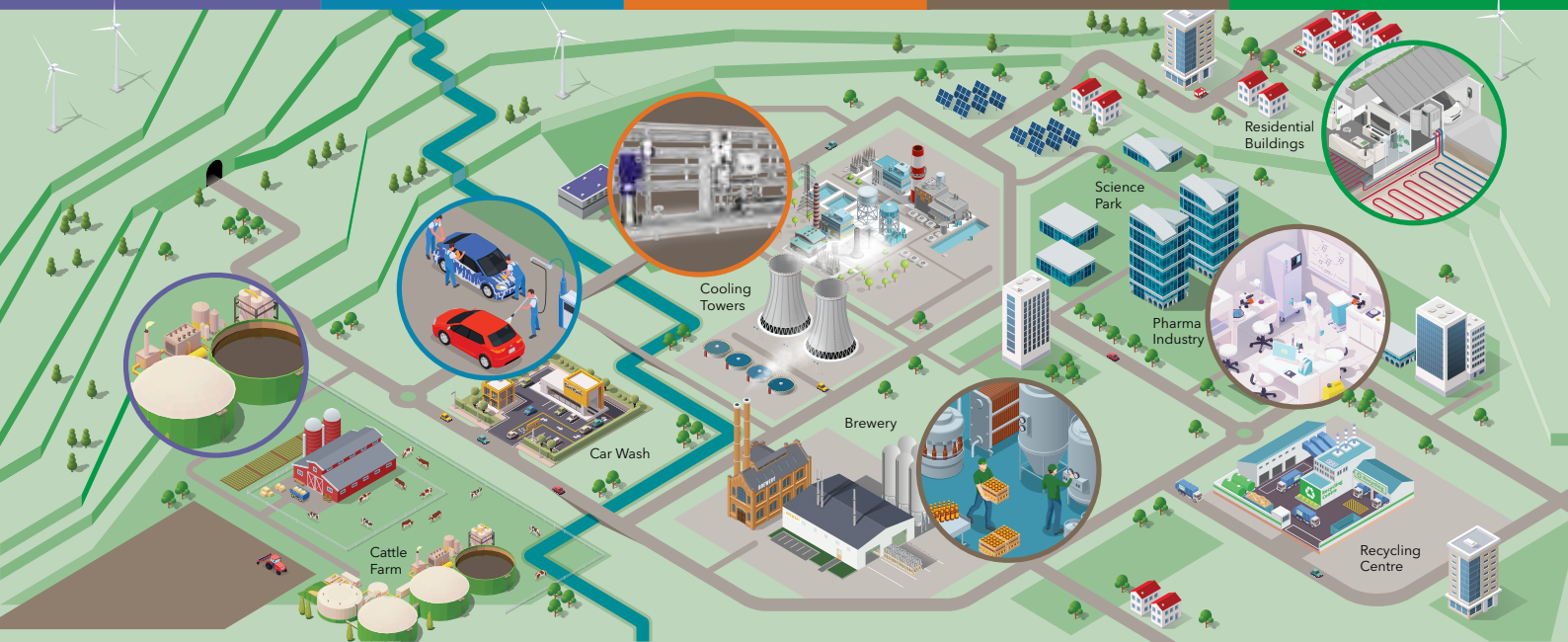
**AGRICULTURE & FARMING**

**WASHING, CLEANING & SPRAYING**

**WATER & EFFLUENT TREATMENT**

**FOOD, BEVERAGE & PHARMA**

**HVAC**



## A partner, more than a product

### eco2 circulator

eco2 has been developed specifically for OEM purposes. Its highly-efficient performance provides much flexibility in use, in particular for cooling, heating and domestic hot water applications. Xylem provides customization capabilities with private labelling too.



### hydrovar X

hydrovar X is an integrated IE5 PM-assisted synchronous reluctance motor and VSD solution developed to connect and optimize Xylem hydraulic pumps. It enables users across a wide range of applications to enhance pump performance while reducing energy footprint and lifecycle costs. With extended I/O, IoT, wireless and wired connectivity, hydrovar X has a smart interface for set up and commissioning.



## Heating & cooling

From chillers, boilers, solar heaters to all other HVAC systems, thermal applications are the largest consumers of energy. Whether in data centre cooling servers or refrigerating warehouses for food and medicines, the failure of a single component can cause huge losses.

Our smart, reliable pumps (coupled with up to IE5 efficiency level motors), high efficiency circulators and packaged booster pumps are capable of self-optimisation to ensure the lowest energy consumption. They can also be tailored to meet the precise requirements of your thermal applications.

e-NSC



e-LNE



C-pump range



ecocirc XL



## Washing

Regardless of the equipment you are manufacturing, whether parts cleaning equipment, vehicle washing, machine tooling, or controlled and hygienic environments, you need water and fluids at the right pressure, right quality and right quantity - all while minimising your energy use.

Our booster sets, single-stage and multi-stage pumps, occupy the least space and consume the least energy and, when paired with our water meters, deliver greater visibility into your water consumption.

e-SV range



e-HM



e-SVI range



e-IXP



## Water treatment

Water treatment, whether small scale disinfection or eliminating pathogens at an industrial level, is essential for safety and regulatory compliance in raw water and wastewater treatment and water reuse.

Our chemical-free UV and ozone disinfection solutions, as well as clean water or wastewater pumping, mixing and instrumentation, can be packaged together to meet your custom water treatment needs.

Automatically controlled water treatment systems require flow meters with exceptional performance and flexible connectivity. Our Sensus flow meters offer accurate, automatic measurements and many years of reliable operation. These robust meters are certified according to multiple drinking water standards.

e-SV range & Spektron UV system



Cordonel





# Machining

During the metal work, machines require fluid to reduce heat and preserve tool life during the metal cutting process. In industrial applications, machine coolant pumps and high-pressure pumps used in machining processes require precise pump speed and control.

The e-SVI range is an energy-efficient, reliable and high-performance range of vertical multistage pumps. Each pump is comprised of an energy saving IEC motor and an immersible hydraulic end with flows up to 120 m<sup>3</sup>/h and sizes from 1 to 92. The industry leading e-SVI meets the demands of a wide variety of applications in the industrial, OEM and commercial building services markets.

e-SVI series



# Packaged solutions

Prefabricated plug and play solutions can offer a quick and trouble-free solution to meet the performance requirements of the market.

Our high quality products are customizable and assembled offsite in a clean and controlled environment, tested to the highest quality standards to ensure the final turnkey solution meets performance specifications with minimal onsite labour and installation time.



# Boiler feed

Boiler feed pumps feed the appropriate amount of water to boilers to maintain safe operations. These are designed to handle high temperatures. Low quality boiler feedwater can contain impurities and gasses and can damage the entire system, leading to reductions in efficiency and/or boiler leaks or system leaks.

Our multi-stage pumps such as the e-MP range are a safe, reliable and cost-effective solution. They get the job done in nearly any high-pressure application with lower life-cycle costs and energy consumption. Pumpable fluids include: groundwater, potable water, process water, gray/used water, seawater, brackish water, boiler feed water, water condensate, heat transfer fluids, produced water and solvents/oil.

IQ Sensor Net System



e-SV range



e-MPD





# Circulation pumps

eco2 series



eco2 is a highly efficient circulator for OEM applications that is engineered for optimal fluid transfer capabilities and reliable operation. It provides moderate to high flow rates with low energy consumption and long-life cycles. eco2 is specifically designed for building services in the OEM market but can also be used for other applications.

## OEM applications

- Thermal and HVAC

## Performances

Model	Max. flow (m <sup>3</sup> /h)	Max. height (m)	Max. power (W)
eco2	4.5	8 m (15 m, eco Solar version)	55

## Advantages

Automatic air-purge

Pump housings: cast iron, stainless steel, composite

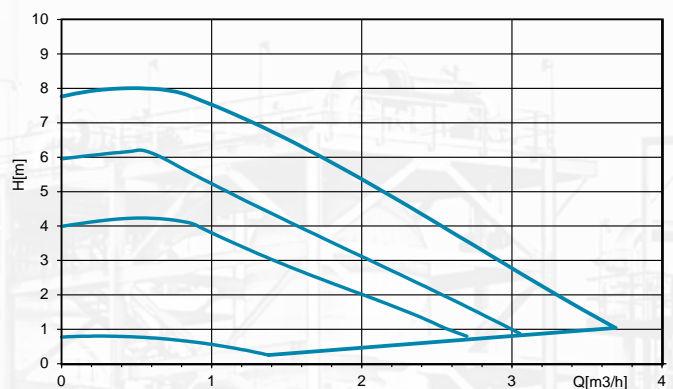
Operating modes: proportional pressure, constant pressure, constant speed, 2 ways PWM; PWM (eco2 Microflow)

Power connection: cable gland, Superseal plug

Human Machine Interface: multifunctional knob to set up all pump functionalities; 1 LED to read pump status

Customization capabilities with private labelling too

## Performance curve, eco2



# Circulation pumps

ecocirc PRO series



ecocirc PRO

The ecocirc PRO domestic hot water recirculation pumps are highly efficient. ECM technology makes it possible to achieve considerable energy savings without loss in performance. Compared with standard pumps, the start-up torque is also much higher, thus reducing the risk of blockage and calcification.

Variants of these circulation pumps are suitable for use in houses and multiple occupancy dwellings.

They comply with Drinking Water Regulations, and by circulating the drinking water they provide effective protection against legionella.

## Performances

Model	Max. flow (m <sup>3</sup> /h)	Max. height (m)	Max. power (W)
ecocirc PRO	1	3	27

## Advantages

- Highly efficient hot water circulation pump
- Stepless adjustable speed
- Silent running
- Lime scale resistant

## OEM applications

- Thermal and HVAC

# Circulation Pumps

D5 series



D5

The D5 pumps can be used wherever a highly efficient circulation pump is needed without a direct connection to AC power. They are characterised by their small size, high efficiency and very low power consumption. The shaftless spherical motor technology enables a long, maintenance free and quiet service life. Areas of application are circulating systems in industrial or medical applications, computer and laser cooling, hot water heating in a mobile home or boat with battery-powered pump, ponds and aquariums, domestic hot water systems and car heaters.

## Performances

Model	Max. flow (m <sup>3</sup> /h)	Max. height (m)	Max. power (W)
D5	0,45	5	0,03

## Advantages

Soft start at very low insolation (soft start algorithm, less than 1 Watt required)

Economical and powerful

Long life, blockage free and maintenance free

RF suppressed

Protection against reverse polarity

## OEM applications

- Thermal and HVAC
- Computer and laser cooling





# Circulation pumps

ecocirc XL series



ecocirc XL

The ecocirc XL is a high efficiency, variable speed, wet rotor pump with integrated drive, available in cast iron or stainless steel. The ecocirc XL is suitable for both hot and chilled water systems.

## OEM applications

- Thermal and HVAC

## Features

For hot and cold media including geothermal and solar systems

Highly efficient

Easy installation and start up dry-run protection

Simple integration into Building Management System

Different operation modes adopted to all real life situations

Automatic proportional pressure control ( $\Delta p_v$ )

Constant pressure control ( $\Delta p_c$ )

Differential temperature control ( $\Delta p_T$ )

Manual set constant speed

Night setback mode

Easy to install and start up, no advanced programming necessary

Communicate with Modbus RTU and BACnet systems

Potable water ACS, WRAS certified

## Performances

Model	Max. flow (m <sup>3</sup> /h)	Max. height (m)	Max. power (W)
ecocirc XL, ecocirc XL plus series	70	18	1700

## Advantages

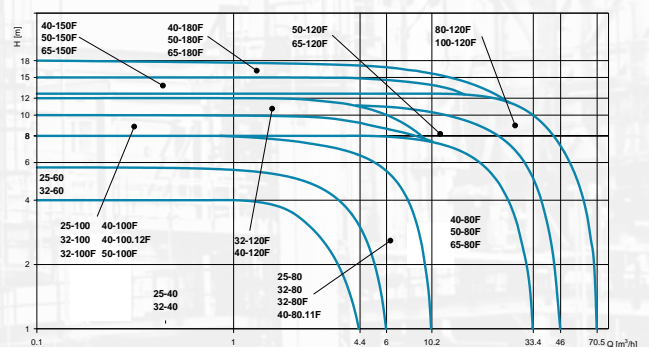
### ecocirc XL

- Speed and immediate pressure reading
- Dry run detection
- Analog input (0-10V / 4-20mA)
- Digital input (external start / stop)
- Digital output (signal relay)
- Insulation shell as standard on single head version

### ecocirc XL plus

- Integrated BMS communication (Modbus RTU,
- Temperature probe input (differential temperature control)
- Ethernet cable
- Wireless connectivity (module as option)
- Automatic switching for double version

## Performance curve, ecocirc XL



# Single or double in-line pumps

e-LNE (single), e-LNT (double), e-LNE\_E/H, eLNT\_E/H series



The high efficiency approach, the hydraulic performance optimized for variable speed control and the compact footprint makes the e-LNE in-line pump the perfect choice for demanding HVAC and building services applications. The twin head e-LNT offers high redundancy and space saving thanks to being two pumps in one.



e-LNE



e-LNT



e-LNE\_E



e-LNE\_X

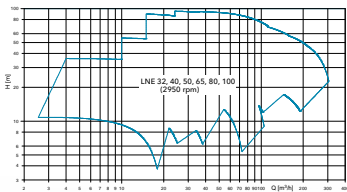
## Performances

Model	Max. flow (m <sup>3</sup> /h)	Max. height (m)	Max. power (kW)	Temperature range (°C)
e-LNE	900	95	up to 90	-25 up to +140
e-LNT	700*	95	up to 37	-25 up to +140

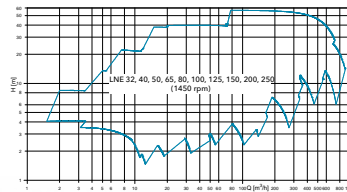
\* two pumps running in parallel

## Performance curve, e-LNE and e-LNT

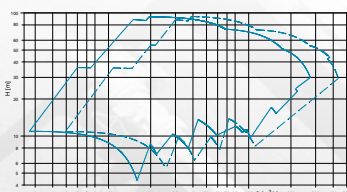
e-LNE 2 poles:



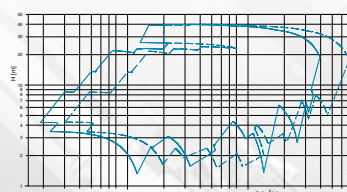
e-LNE 4 poles:



e-LNT 2 poles:



e-LNT 4 poles:



## Features

High-efficiency hydraulics for optimised operating costs

Robust design for reliability and reduced maintenance

Option for IE4 motors

Speed variation option with hydrovar X, Hydrovar HVL or as smart pump version

Compliant with potable water standards ACS and DM174/2004

## OEM applications

- Thermal and HVAC
- Washing, cleaning and spraying

# Single-stage end-suction centrifugal pumps



## e-NSC series

The Lowara e-NSC end-suction pumps combine high efficiency with high flexibility regarding installation, material options and temperature. This makes the e-NSC the natural choice for water transport, hydronic heating and chiller systems, fire protection systems and a vast number of industrial applications.



e-NSC

## Performances

Model	Max. flow (m <sup>3</sup> /h)	Max. height (m)	Max. power (kW)	Temperature range (°C)
e-NSC	1900	160	355	-25 up to 140

## Features

High efficiency for energy savings

Robust design for reliability & reduced maintenance

Compact design for easy installation

Speed variation option with hydrovar X or Hydrovar HVL

Sturdy construction

Highly versatile owing to a wide selection of materials - the best solution, irrespective of the liquid pumped

Option for IE4 motors

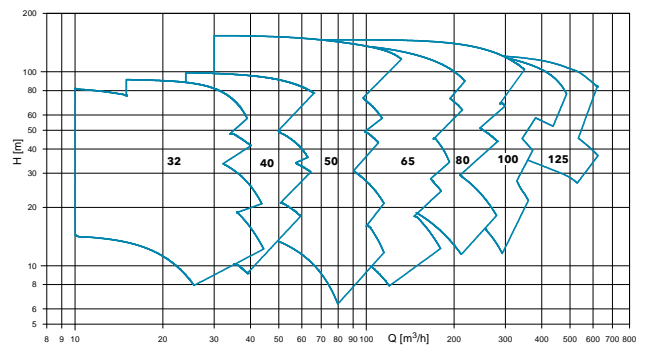
ACS, DM174/2004 certification

## OEM applications

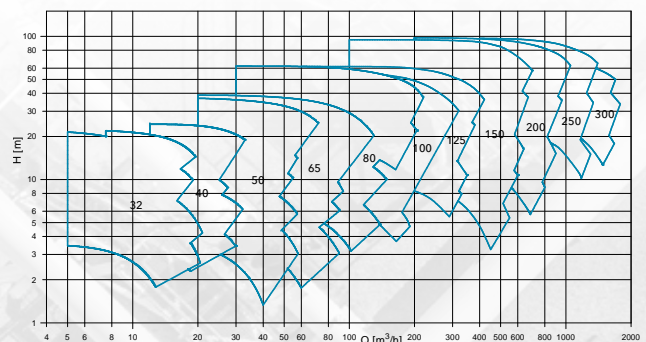
- Agriculture and farms
- Food, beverage and pharma\*
- Thermal and HVAC
- Washing, cleaning and spraying
- Water and effluent treatment

## Performance curve, e-NSC

2 poles:



4 poles:



\*Contact our local specialist to learn more on Xylem solutions suitable for your pharmaceutical applications.



# Single stage end-suction industrial centrifugal pumps



## e-IXP series

e-IXP is the innovative Xylem Industrial Pump designed according to ISO 2858 and 5199 to be the solution to industrial applications. The e-IXP is a single stage volute casing end suction pump, available in different constructions thanks to a true modular design.

## Advantages

Multiple construction materials

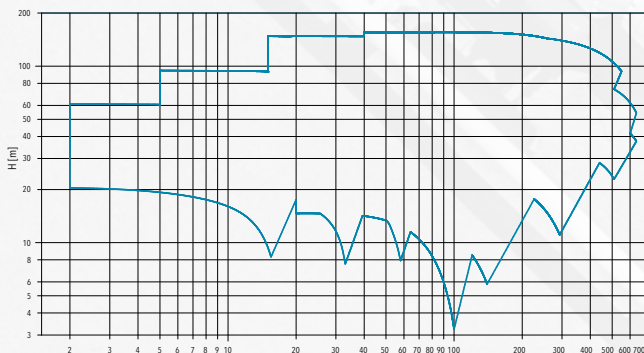
Various shaft sealing configurations

Reliable and efficient pump with reduced lifecycle cost

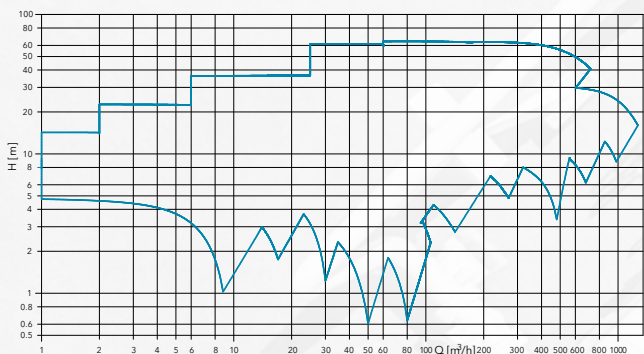
Health guidance and predictive maintenance thanks to Xylem optimize technology

## Performance curve, e-IXP

2 poles:



4 poles:



\*Contact our local specialist to learn more on Xylem solutions suitable for your pharmaceutical applications.



e-IXP

## OEM applications

- Agriculture and farms
- Food, beverage and pharma\*
- Thermal and HVAC
- Washing, cleaning and spraying
- Water and effluent treatment

## Range overview

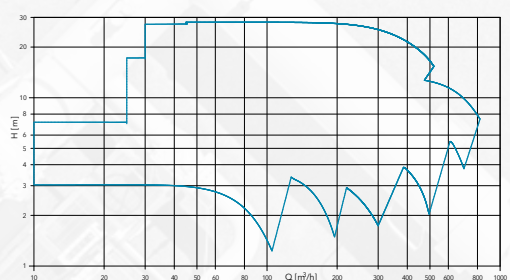
Sizes: DN25 - DN250

Power: 0,55 kW- 200 kW

Heads: Up to 160 m

Flows: Up to 1270 m<sup>3</sup>/h

6 poles:



# Single-stage end-suction centrifugal pumps in A316 stainless steel



## e-SH series

The Lowara e-SH series is a single impeller centrifugal pump made in AISI 316 stainless steel making it the right pump for moving water and aggressive liquids in a vast number of applications where high chemical resistance is needed.



## OEM applications

- Agriculture and farms
- Food, beverage and pharma\*
- Thermal and HVAC
- Washing, cleaning and spraying
- Water and effluent treatment

## Features

High output

High efficiency for energy saving

Compact design (extended shaft versions)

Easy to maintain owing to its Back-Pull-Out design

Sturdy construction

Highly versatile owing to a wide selection of materials

Speed variation option with hydrovar X or Hydrovar HVL

Option for IE4 motors

ACS and DM174/2004 certification

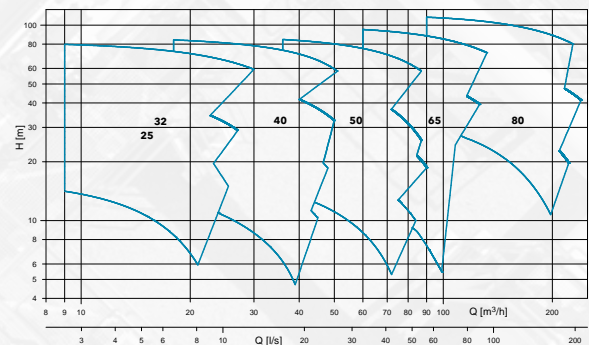
## Performances

Model	Max. flow (m <sup>3</sup> /h)	Max. height (m)	Max. power (kW)	Temperature range (°C)
e-SH	240	160	75	-30°C up to 120°C

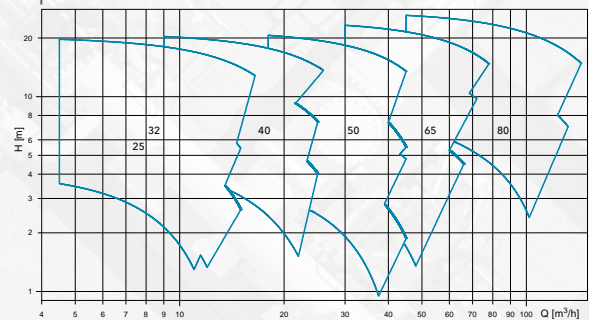
\*Contact our local specialist to learn more on Xylem solutions suitable for your pharmaceutical applications.

## Performance curve, e-SH

2 poles:



4 poles:





# Stainless steel end suction pumps with close and open impeller

CEA/CIE, CO, SHO series



## OEM applications

- Agriculture and farms
- Thermal and HVAC
- Washing, cleaning and spraying
- Water and effluent treatment



## Performances

Model	Max. flow (m <sup>3</sup> /h)	Max. height (m)	Temperature range (°C)
CEA/CIE	31	30	-10 up to +110
CO	54	24	-10 up to +110
SHO	56	50	-10 up to +120

## Features

Robust & reliable design for building, garden & industrial applications

Closed impeller version developed for chillers and HVAC application (CIE)

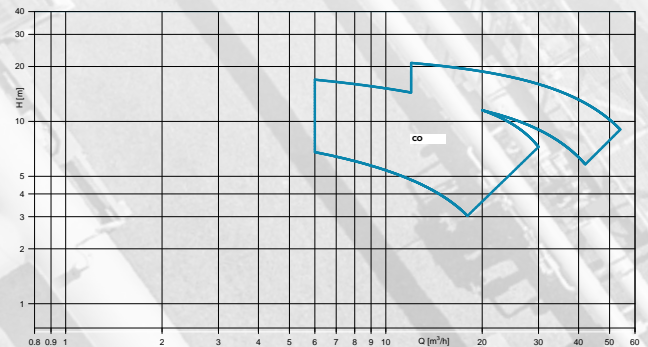
For potable water certification required systems (CEA with special EPDM elastomers)

For garden applications handling water with suspended solids, less to clog, easier to clean (CO)

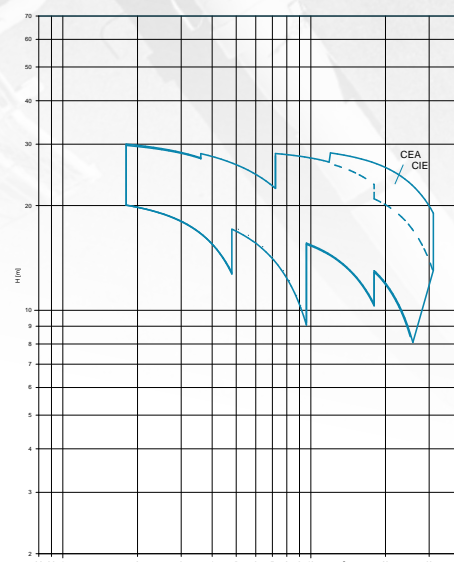
Open and recessed impeller design allowing free passage for solids (CO-SHO)

Stainless steel execution in A304 or A316 and different mechanical seal and elastomer materials for handling different liquids (CEA)

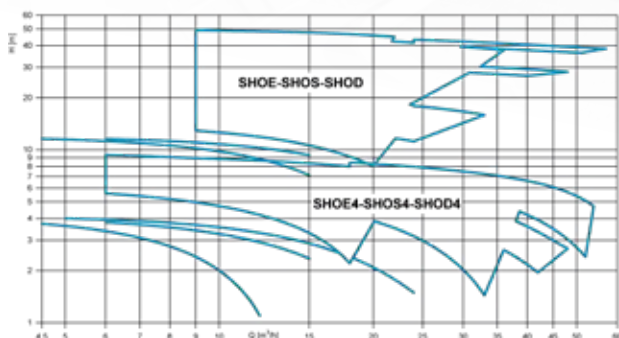
## Performance curve, CO



## Performance curve, CEA



## Performance curve, SHO







# Horizontal multistage pumps

## e-HM series

The e-HM™ series are highly modular pumps fitted with an innovative hydraulic design. They secure energy savings through high efficiency performance, and high reliability thanks to the native balancing thrust and robust construction in stainless steel.

Multiple technological features allow to this pump to maintain constant performance over time. Its flexibility, flow and head coverage, and choice of construction materials make e-HM the right choice for many different applications.



## Performances

Model	Max. flow (m <sup>3</sup> /h)	Max. height (m)	Max. power (kW)
e-HM	29	160	5.5

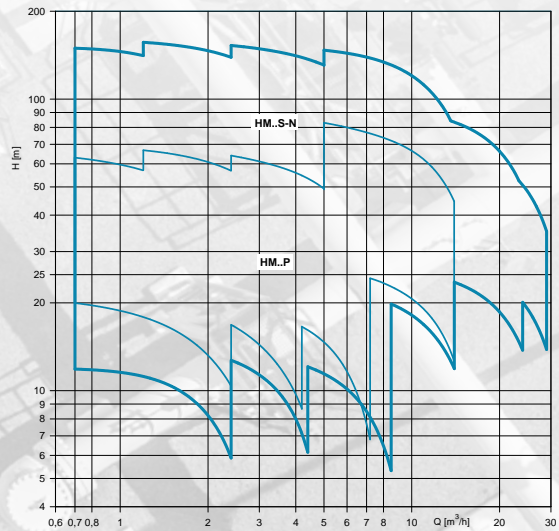
## Advantages

- Minimal leakage risk
- State-of-the-art hydraulics with best-in-class efficiency
- Tailor-made for a full range of applications
- Robust industrial design

## OEM applications

- Degasing
- Thermal and HVAC
- Washing, cleaning and spraying

## Performance curve, e-HM



# Multistage pumps

## e-SV series



The Lowara e-SV is a highly reliable and technologically advanced multipurpose vertical multistage pump capable of satisfying the needs of a wide variety of users thanks to its multiple and different construction designs.



e-SV

## OEM applications

- Thermal and HVAC
- Washing, cleaning and spraying
- Water and effluent treatment
- Boiler feeding

## Advantages

Available in stainless steel AISI 304 and AISI 316

Energy efficient and reliable

Easy to maintain

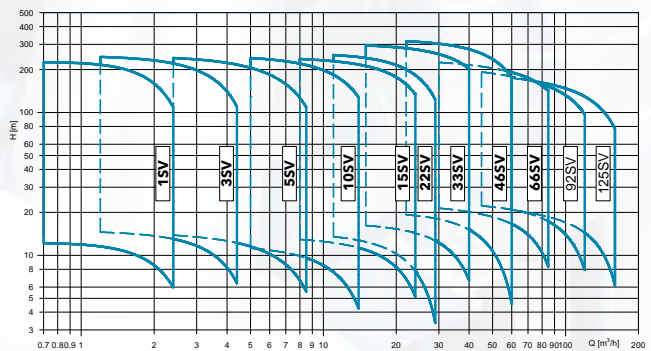
Tandem pumps up to 40 bar (e-SV)

Speed variation option with hydrovar X or Hydrovar HVL smart pump version

Option for IE4 motors

ACS, WRAS, DM174, NSF/ANSI, AS/NZS 4020 certification

## Performance curve, e-SV



## Performances

Model	Max. flow (m <sup>3</sup> /h)	Max. height (m)	Max. power (kW)	Temperature range (°C)
e-SV	160	330	55	-30 up to 180



# Immersible multistage pumps

## e-SVI series



The Lowara e-SVI is a broad range of high-efficient immersible vertical multistage pumps with surface motor, with different immersible lengths for different flow rates and pressure requirements. e-SVI pumps are available in customizable versions (in cast iron or stainless steel, with separated motor or the motor and pump in one unit, with disassembled mechanical seal or seal in cartridge version, with or without inducer) to meet the requirements of different industrial applications.

## OEM applications

- Washing, cleaning and spraying
- Machine tooling



## Performances

Model	Max. flow (m <sup>3</sup> /h)	Max. height (m)	Temperature range (°C)
e-SVI	120	250	-30°C up to 120°C

## Advantages

Available in stainless steel AISI 304 and AISI 316

Mechanical seal options

Energy efficient and reliable

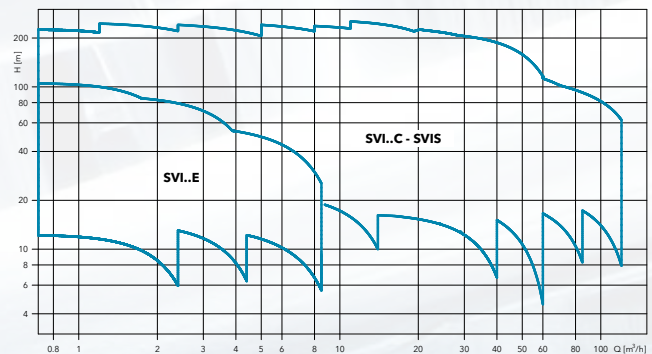
Easy to maintain and repair

Speed variation option with hydrovar X or Hydrovar HVL smart pump version

Option for IE4 motors

ACS certification

## Performance curve, e-SVI





# Multistage ring section pump

## e-MP series

Thanks to its versatile mechanical configuration e-MP can be easily integrated in existing installations even with limited space. Its high efficiency hydraulics optimized by computational fluid dynamics calculations reduce lifecycle costs and energy usage. Elastically-supported plain bearings made from tungsten carbide resist extreme vibrations and shocks and a balancing drum reduces axial thrust of bearings and loads on mechanical seal for more efficient and reliable operation. Drive side bearing, mechanical seal and balancing drum sub-assembly are all easily accessible without removing the pump from the piping system, and common parts are used across the range to simplify spare parts management.



## Performances

Model	Max. flow (m <sup>3</sup> /h)	Max. height (m)	Max. power (kW)	Temperature range (°C)
e-MPV	850	630	355	-25 up to 120
e-MPA/R/D	850	950	1250	-25 (up to 160°C on request)

## Advantages

Impellers available in different materials (stainless steel, bronze, cast iron) for corrosive liquids

High output

Energy efficient and reliable

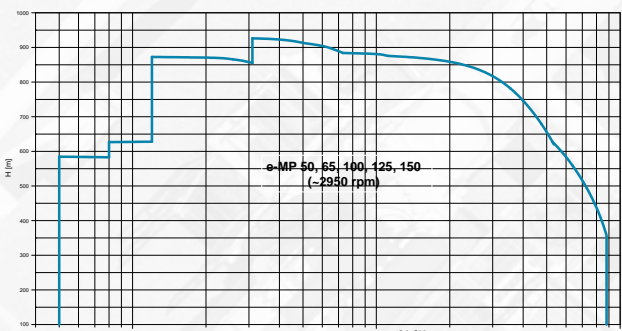
Easy to maintain

Wide nominal pressure range: PN40, PN63, PN100

Speed variation option with hydrovar X or Hydrovar HVL smart pump version

Option for IE4 motors

## Performance curve, e-MP



## Features

- Robust and reliable pumping system for high pressure applications
- Flexible mechanical configuration
- High efficiency design
- Reduced wear and easy maintenance
- Wide range of sizes and variants to suit required water supply & pressure demand
- Reduced energy footprint due to highly efficient hydraulics, motor and drive options
- Suitable for compact spaces: Small footprint of vertical, low height and horizontal solutions
- Robust design features and material selection options reduces maintenance needs and costs
- Compliant with potable water standards ACS, DM174/2004

## OEM applications

- Snow making and dust fighting
- Thermal and HVAC
- Washing, cleaning and spraying
- Water and effluent treatment

# Packaged solutions

GHV, GS, SMB, GXS, GMD series



SMB with e-HME pumps

GHV with hydrovar X

## OEM applications

- Agriculture and farms
- Food, beverage and pharma\*
- Thermal and HVAC
- Washing, cleaning and spraying
- Water and effluent treatment

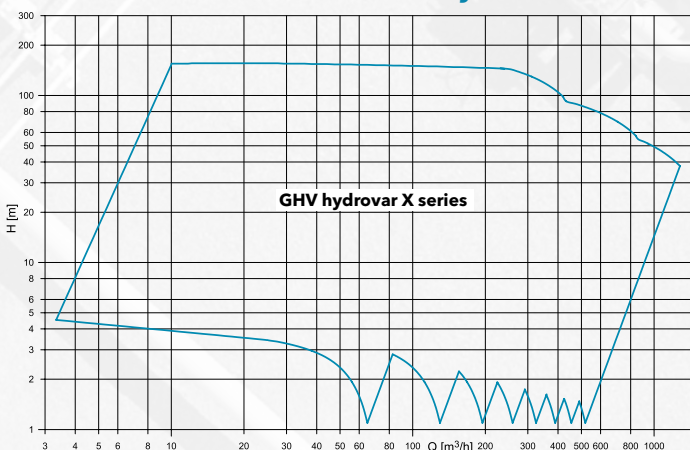
## Advantages

- Redundant design for enhanced reliability on water supply
- Extremely compact with different layout solutions, that fit even the most narrow spaces
- Adaptable to changing water supply demand thanks to multi-pump operation
- Fully assembled and tested for simple onsite plug-and-play installation
- Operations can be fully-automated or controlled as desired by user
- Highly reduced water supply energy footprint
- Certified for use with drinking water\*
- Complete range: Fixed and variable speed units, also with hydrovar x frequency converters
- Easy installation
- High efficiency for energy and money saving. IE5 up to 22 kW \*\*
- Multi-pump operation
- Potable water certification

## Performances

Series (standard range)	Max. flow (m <sup>3</sup> /h)	Max. height (m)	Max. power (kW)
GHV	1280	160	8 x 22
GS	480	160	3 x 37
SMB	90	160	3 x 2,2
GXS/GMD	62	160	2 x 4

## Performance curve, GHV hydrovar X+



\*Contact our local specialist to learn more on Xylem solutions suitable for your pharmaceutical applications.

\*\*Model dependent





# Smart pump range

Permanent magnet motors with embedded drive and high-efficiency hydraulics

- State-of-the-art technology for communication with other building systems
- Up to 70% reduction in power consumption
- Automatic performance optimisation.
- Simple integration into Building Management Systems (BMS)
- Optimised service life with reduced downtime due to inbuilt intelligence



**e-LNTEE/LNTSE**  
Twin in-line pumps



**e-LNEEE/LNESE**  
Single in-line pumps



**e-HME**  
Horizontal multistage pumps



**e-SVE**  
Vertical multistage stainless steel pumps

Voltage: single phase 230v - three phase 400v

IES2 package with IE5 motors

Power: up to 2.2kW

Enclosure rate: IP55

Multipump capability: up to 3 units

Ambient temperature: -20°C / +50°C full power

Power supply: 50/60Hz

EMC: single phase C1 - three phase C2 category compliant EN 61800-3

Comms: BACnet & Modbus standard in single pumps

Harmonics: compliant with IEC/EN 61000-3-2

## OEM applications

- Agriculture and farms
- Washing, cleaning and spraying






# Variable speed solution

hydrovar® X: Integrated IE5 PM assisted synchronous reluctance motor and VSD solution



- Ultra premium efficiency motor providing full range from 3 to 22 kW motor
- Graphical color display
- IE5 motor equipped with advance control for the highest efficiency level and to extend the lifetime of the motor
- Multipump capability as standard with no single failure point
- Communication protocols available soon
- Remote control and management via app
- Preset from factory
- Guided commissioning via Genie
- Complete set of languages



Voltage: three phase 400v

IES2 package with IE5 motors

Power: up to 22kW

Enclosure rate: IP55

Multipump capability: up to 8 units

Ambient temperature: -20°C / +50°C full power

Power supply: 50/60Hz

Comms: BACnet & Modbus standard in single pumps

## OEM applications

- Agriculture and farms
- Washing, cleaning and spraying



# Submersible dewatering and wastewater pumps

DOC, DOMO, DOMO GRI, DIWA series



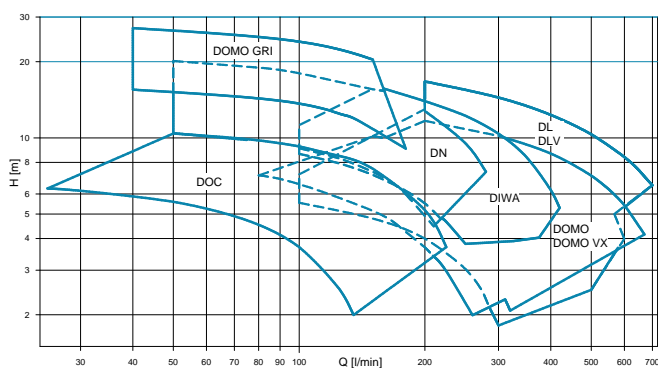
## OEM applications

- Car washing

## Performances

Model	Max. flow (m <sup>3</sup> /h)	Max. height (m)	Max. power (kW)	Temperature range (°C)
DOC	14	11	0.25 to 0.55	40
DIWA	25	21	0.55 to 1.50	50
DOMO	40	14.5	up to 1.5	35
DOMO GRI	10.8	28	up to 1.5	35

## Performance curve, DOC, DOMO, DIWA



## Features

Simple solutions for variety of house and garden applications

Handle and lightweight design for portability

Stainless steel design for extended service life due to corrosion and abrasion resistance

Dry-run protection of electrical motor

Robust design for reliability and reduced maintenance

Simple installation and operation

# Reliable & silent solution for submersible & surface installations



Scuba, e-GS 4", Z6 6" series

**Z6 6"**  
Multistage borehole  
pump for 6" wells



**e-GS 4"**  
Multistage borehole  
pump for 4" wells



Scuba

Compliant with potable water standards

Simple installation with customisable power supply cable & float switch

Silent operation with variable speed drives for added comfort

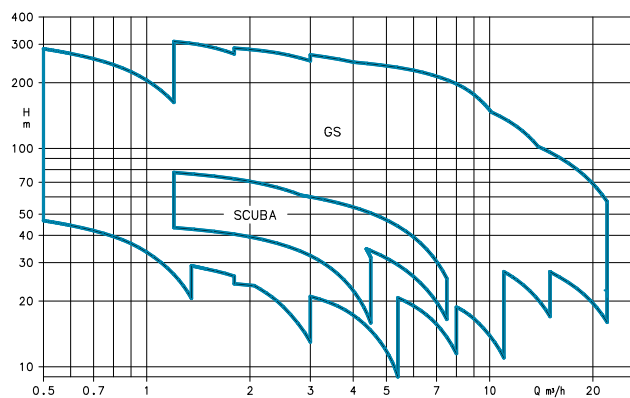
High-efficiency hydraulics for optimised energy savings

Superior reliability with corrosion resistant delivery head

## Performances

Model	Max. flow (m <sup>3</sup> /h)	Max. height (m)	Max. power (kW)
Scuba	12	100	2.2
e-GS 4"	22	310	up to 7.5
Z6 6"	78	700	up to 55

## Performance curve, Scuba and e-GS



## OEM applications

- Agriculture and farms
- Car washing




# Submersible mixers

Low speed gear drive, high speed direct drive (compact), adaptive mixers with variable speed and digital features



With over 250,000 mixer installations in the wastewater industry and diverse industrial applications, Flygt stands out as a prominent leader in wastewater treatment. Renowned for robustness and innovation, Flygt's single-speed mixers and Biogas mixers not only exhibit a long product life-cycle but also feature industry-leading efficiency in select models, leading to significant savings for customers. Additionally, Flygt's submersible mixers are engineered for versatility, addressing a broad spectrum of niche mixing applications. Supported by a cutting-edge applications team and laboratory, Flygt is well-equipped to assist in navigating unique opportunities and challenges in wastewater treatment, providing comprehensive support tailored to your specific needs.



## Advantages

Over 50 years of experience in mixing technology

Up to 50% energy savings

Controllable and adjustable output via a tank-side control panel, PLC, or a plant-wide control system

Adaptive mixer series has integrated monitoring functions and is scalable for easy upgrade to an automated operation and improved process resiliency

## Applications

- Quenching tanks
- Drilling mud
- Biogas
- Treatment of activated sludge
- Aeration tanks
- Retention basins
- Prevention of ice formation
- Settling tanks
- Mixing of liquids with abrasive particles
- Oxygenation in lakes and ports
- Resuspension, homogenization
- Oxygenation of fish farms
- Water attraction

## OEM applications

- Water and effluent treatment
- Aquaculture
- Biogas /agriculture
- Waste water treatment
- Aquatics / water attractions

Model	Features
Compact mixers	Direct drive designs provide maximum mixing for their size, economical installations and serving the widest range of municipal and industrial applications including high suspensa, abrasive media, high temperatures and aggressive pH and very space-constrained installations
Gear drive mixers	Low speed gear drives offer exceptional efficiency and long life
Adaptive mixers	Built in variable speed functionality added to either compact or gear drive mixers can reduce energy consumption by up to 50%
Jet mixers	Specialty mixers based on Flygt pumps can handle dry mounting and exceptionally shallow or crowded mixing conditions.

# Static flow water meter

Cordonel® series



Cordonel



Cordonel is a high-performance bulk meter that enables you to manage your distribution network more efficiently and provides accurate and reliable data in any installation or environmental condition, using advanced ultrasonic technology and a Sensus communication network.

## OEM applications


- Thermal and HVAC

## Performances

Model	Max. flow (m <sup>3</sup> /h)	Minimum flow (m <sup>3</sup> /h)	Meter sizes
Cordonel®	78 to 310	min flow 0.04 to 0.16	meter size DN40 to 100

## Advantages

- Accurate measurement of high and low flow rates
- Durable construction with long operational life
- Secure data analysis and communication capabilities
- Measurement and leakage detection for challenging environments
- Easy fitting with U0D0 - does not require straight sections
- Handling non-ionised, low-conductivity water
- Pulse output modules for real time control
- Measurement of potable water up to 50 °C
- Multiple pipe diameters to support a wide range of applications
- Fully compliant to MID and OIML potable water standards





# Thermal energy meter

PolluStat® series



The compact PolluStat ultrasonic meter measures energy consumption in heating or cooling circuits. Thanks to its high-precision flow sensor, the application range stretches from district heating stations to consumption billing for individual apartments. It is equipped with a large comprehensive LCD with programmable screens.

## Advantages

- With a detachable calculator unit for installation sites with limited space with approx. 0.85 m connection cable
- Storage of flow rate, power and temperature, as well as the respective maximum values of the last 15 months via radio, additional 15 half-monthly values via the display
- Modular on-site equipable solution for different communication interfaces offers more flexibility and lower storage costs
- Standard installation in the "lower temperature pipe" (aka outlet) can be changed to "higher temperature pipe" (aka inlet pipe) installation if necessary on-site, as long as the energy consumption measurement total is below <10kWh
- Separate 230V or 24V mains power supply module available

Rental  
Solutions



PolluStat®

## OEM applications

- Thermal and HVAC



# Single-jet water meter

DomoJet® R series



The DomoJet® R is the Sensus next-generation single-jet water meter with integrated electronic register in a brass body. With MID approved up to R160 and optimized design it is ideal for sub-metering applications. Thanks to its innovative electronic radio register with built-in wireless M-Bus OMS, it enables easy water consumption data reading and consumption allocation.

The two different versions of DomoJet R are either suitable up to 50 °C as a cold water meter or suitable up to 90 °C as a hot water meter.

## Advantages

- Integrated OMS 4 certified Wireless M-Bus in line with EED remote reading requirement
- Lithium battery with a minimum life of 13 (default) years
- Drinking water approval available for a number of countries
- Installation in all positions
- High protection against external magnetic fields
- Register can be rotated 360° and IP68 protection
- Fault detection: fraud, loss, over consumption, reverse flow, blocked meter and reversed meter

DomoJet-R



## OEM applications

- Thermal and HVAC





# Continuous measurement of water physico-chemical parameters with IQ Sensor Net



## IQ SENSOR NET - physico-chemical sensors

Thanks to its conductivity/temperature, chlorine and dissolved oxygen sensors, the IQ Sensor Net continuously monitors sensitive stainless steel or PVC pipes.

A wide range of fittings means sensors can be installed in pipes with pressures of up to 10 bar (temperature 60°C), as well as in open tanks and open channels.



## OEM applications

- Agriculture and farms
- Thermal and HVAC
- Washing, cleaning and spraying
- Water and effluent treatment





# UV disinfection water treatment system

Spektron series



Spektron

The Wedeco Spektron series is a proven, energy-efficient UV solution for the disinfection of drinking water, process water, and other high UV transmittance liquids, with more than 2,000 installed systems worldwide.

## OEM applications

- Washing, cleaning and spraying

## Advantages

Eliminates bacteria, viruses and most other organic and inorganic pathogens


In specific applications ozone can significantly reduce the levels of dangerous chemicals, such as chlorine

Acts as a micro flocculant aiding in the removal of minerals such as iron and manganese

Generated on site and on demand from air/oxygen and power

No storage and handling of chemicals

Easy to install and low maintenance





# The best products are only half the reason to work with us...

## Our people make the difference

Having sustainability in mind, helps us engineer, design and manufacture the highest efficiency and quality pumps and related equipment. But that's not all. We apply the same dedication and expertise to every aspect of our relationship with you, our valued business partners. Our people - and how they partner with you - are what makes Xylem the right choice for your building solutions.

## Our expertise solves the challenge

Nobody spends more time thinking about smart building solutions. With hundreds of thousands of customers and millions of installations, we have more experience across all challenges of the water cycle and can design solutions that provide added value today and tomorrow.



## Aftermarket & service

To provide fast and reliable maintenance and repairs of our Xylem products across all industries across the world, we have established a network of authorised, local service providers. We are pleased to recommend our professional and experienced Xylem Authorised Service Partners.

When you go to a Xylem Authorised Service Partner you can be sure to receive qualified, high-quality service. Our partners are trained and certified to provide Xylem specified services, including the following:

- Installation & commissioning
- Repair & maintenance
- Maintenance agreements
- Inspection & auditing
- Plant and equipment upgrades/refurbishments
- Genuine spare parts



## Remote connectivity and monitoring services

A smart Preventative Maintenance Agreement (PMA) with Xylem, combines intelligent remote telemetry/monitoring with a condition or usage-based maintenance schedule to improve equipment uptime at an optimised cost.

Optimize



PolluCom F



Magflux  
flow meter





# Xylem |'zīləm|

- 1) The tissue in plants that brings water upward from the roots;
- 2) A leading global water technology company.

We're a global team unified in a common purpose: creating advanced technological solutions to the world's water challenges. We're dedicated to developing new technologies to improve the way water is used, conserved, and reused in the future. Our products and services move, treat, analyse, monitor, and return water to the environment in public utility, industrial, residential, and commercial building services settings.

Xylem also provides a leading portfolio of smart metering, network technologies, and advanced analytics solutions for water, electric, and gas utilities. We have strong, long-standing relationships with customers in over 150 countries. Xylem is known globally for our powerful combination of leading product brands and applications expertise, with a strong focus on developing comprehensive, sustainable solutions.



**Scan to learn more about our OEM Solutions**