



Commercial Building Services

A COMPLETE RANGE OF SOLUTIONS FOR IMPROVED SYSTEM PERFORMANCE

xylem
Let's Solve Water

LET'S APPLY THE
POWER OF 

asia.xylem.com
www.buildings.xylem.com

experience

Xylem is a global leader in water technology, with advanced research, innovative design and application expertise that helps our customers solve their most complex water-related challenges. With a broad portfolio including some of the world's leading water, wastewater and HVAC brands, we can provide the most comprehensive offering of products and solutions to the commercial building services industry.

extensive information

Having recognised the demands of the commercial building services market, we are well placed to support specifiers with the selection and specification of equipment. Xylect is an industry leading tool offering up-to-date information and an overview of our extensive range of products. Information can be distributed to members of your project, helping to shorten your lead times. Extensive documentation, such as CAD files, specifications and tender texts required by specifiers, are also available.

exact configuration

Tailored specifically for consultants, sales engineers and specifiers, Loop4U is a selection software designed to identify and configure the ideal Xylem pumping equipment to meet your exact requirements. Loop4U matches the given data against a comprehensive database and presents the results in a list that can be arranged and fine-tuned to provide an exact configuration of the pump.

environmentally engineered

All Xylem products are developed with the environment in mind. We continually strive to produce equipment which boasts superior performance and efficiency characteristics, significantly lowering lifecycle costs and increasing energy savings.





HVAC Applications

a wide range of centrifugal pumps, valves, suction diffusers, heat exchangers and controls for HVAC system operation, making buildings more comfortable, productive, and healthy



Centrifugal pumps & accessories



TRIPLE DUTY VALVES

Combine 3 valves in 1, saving time and money

- Calibrated balance valve with nameplate and memory stop/button.
- Spring loaded check valve.
- Isolation/Shut-off valve.

Wide range of sizes and connections

- Straight pattern flanged: 2" - 14".
- Straight pattern grooved: 2" - 12".
- Balanced straight pattern flanged: 3" - 16".
- Angle pattern flanged: 2" - 10".
- Model 3DV FNPT and rotatable flange: 1" - 2".

Excellent Cv range

- From 9 to 3,225.



SUCTION DIFFUSER PLUS

- Improves flow condition and maximize pump efficiency.
- Space saving elbow design.
- Ensures uniform flow pattern.
- Prevents debris from entering pump suction.
- Supports a cleaner and trouble free system.
- Removable internals for fast and easy maintenance.
- Wide size range from 2"x1½" to 10"x10".



AIR-SEDIMENT CONTROL PRODUCTS

- Remove entrained air and suspend sediment.
- Protect the system against damage.
- Better heat transfer.
- Reduce energy costs.
- Eliminate system noise.



SERIES HSC³ double suction pumps

- Internal self-flushing mechanical seals.
- Easy-maintenance design.
- Heavy-duty base plate.
- ANSI- and OSHA-compliant coupling guard.

	50 Hz	60 Hz
Capacity up to	1250 m ³ /h	1477 m ³ /h
Head up to	140 m	121 m
Power up to	110 kW	223 kW



SERIES VSX spilt case pumps

- Maintenance-free bearings.
- New one-piece unitized seal.
- Groutless base plate.
- Alignment-friendly coupling (up to 1000 HP at 1750 RPM)
- ANSI- and OSHA-compliant coupling guard.

	50 Hz	60 Hz
Capacity up to	5450 m ³ /h	6360 m ³ /h
Head up to	110 m	161 m
Power up to	1100 kW	

Multi-flange configuration
i-ALERT vibration & temperature sensor



ECOCIRC BASIC SERIES circulators

High efficiency energy saving variable speed circulators suitable for stand-alone heating and boiler OEM applications. ErP ready to 2015 standards.

	50 & 60 Hz
Capacity up to	3.2 m ³ /h
Head up to	6 m
Maximum pressure	10 bar
Temp	-10°C to +110°C



ECOCIRC XL SERIES circulators

High efficiency circulators with electronically commutated permanent magnet technology. Communicate with Modbus, RTU and Bacnet systems.

	50 & 60 Hz
Capacity up to	70 m ³ /h
Head up to	18 m
Temp	-10°C to +110°C

eFFICIENCY

e is here. The ecocirc XL, new from Lowara. It's everything you need in a large wet rotor circulator and nothing you don't. The purposefully engineered, easy-to-install ecocirc XL is designed with simplicity and efficiency in mind. With a wide range of sizes and large coverage of flow curve, the ecocirc XL fits seamlessly into virtually any environment. This is your opportunity to create a more efficient system. This is the power of e.



e-LNE SERIES



The e-LNE series is a single impeller centrifugal pump with in-line suction and discharge delivery flanges; this series has a pullback design which allows the impeller, adapter and motor to be extracted without disconnecting the pump body from the piping system.

	50 Hz	60 Hz
Capacity up to	900 m ³ /h	1000 m ³ /h
Head up to	90 m	128 m
Power up to	37 kW (2-pole) 90 kW (4-pole)	90 kW
Temp	-25°C to +140°C	
Variable speed option:	Hydrovar	

Key Features

High Efficiency

Newly designed high efficiency hydraulics, with MEI values well above the ErP2015 level and IE3 motors set the basis for very low operation costs.

Long Service Life & Easy Maintenance

Robust design, different bearing frame sizes and stainless steel replaceable wear rings ensure a long service life. All service points are easily reachable to reduce downtime.

Adapt to Needs

In many applications the need for water is always varying. By equipping these in-line pumps with Hydrovar pump controller, the duty is always exactly where it should be.

Hot or Cold

The standard e-LNE can handle liquid temperatures from -25°C to +120°C and the extended temperature version up to +140°C.

e-NSC SERIES



High efficiency energy saving end-suction pump for green building applications with increased flexibility and superior performance.

	50 Hz	60 Hz
Capacity up to	1,800 m ³ /h	2200 m ³ /h
Head up to	160 m	155 m
Power up to	315 kW	400 kW
Temp	-25°C to +140°C	

Key Features

- High efficiency hydraulics with MEI values above ErP2015 level.
- Wide range of materials for many different kinds of pumped liquid.
- High performance IE3 motors for very low operation costs.
- Variable speed by optional HYDROVAR variable frequency drive.
- Available in spacer coupling frame-mounted, stub-shaft, and extended shaft configurations.

Applications

Heating, air-conditioning, ventilation systems, pressure boosting in buildings, irrigation and water transfer.



Water Transfer and Pressure Boosting Applications

a complete line of energy-efficient cast iron and stainless steel centrifugal multistage pumps to supply water to commercial users where constant pressure is a must



e-SH SERIES

The e-SH series is a single impeller centrifugal pump made in AISI 316 stainless steel. Hydraulic efficiency has been improved which exceeds the ErP compliance of MEI 0.4, IE3 motors are fitted as standard and IE3 can be obtained by fitting our Hydrovar variable speed drives.



Key Features

High Efficiency

Newly designed high efficiency hydraulics with MEI values above the ErP2015 level and IE3 motors set the basis for very low operation costs.

Long Service Life & Easy Maintenance

Robust design, available in three motor pump coupling designs:

1. Close coupled extended shaft.
2. Close coupled stub shaft to any standardized motor.
3. Frame mounted with baseplate and coupling stainless steel replaceable wear rings ensure a long service life.

	50 Hz	60 Hz
Capacity up to	240 m ³ /h (2-pole) 144 m ³ /h (4-pole)	240 m ³ /h (2-pole) 144 m ³ /h (4-pole)
Head up to	110 m (2-pole) 27 m (4-pole)	117 m (2-pole) 31 m (4-pole)
Power up to	12 bar at 50°C 10.9 bar at 120°C	12 bar at 50°C 10 bar at 120°C
Temp	-20°C to +120°C	-10°C to +120°C


Multistage & centrifugal pumps

e-MP SERIES

multistage ring section pumps

	50Hz	60 Hz
Capacity up to	850 m ³ /hr	600 m ³ /h
Head up to	950 m	600 m
Power up to	1,250 kW (2-pole) 160 kW (4-pole)	
Temp	140°C (optional up to 180°C)	

Available in both horizontal and vertical configuration. Multi-outlet design is available with more than one discharge outlet.



e-SV SERIES

vertical multistage pumps

Capacity up to	160 m ³ /h
Head up to	330 m
Power up to	55 kW
Temp	-30°C to +120°C (high temp versions up to 180°C)

The range of pumps features 11 models and can be specially configured for a wide range of applications.



e-HM SERIES

horizontal multistage pumps

Capacity up to	29 m ³ /h
Head up to	160 m
Power up to	5.5 kW
Temp	-30°C to +120°C (stainless steel impeller) Standard IE3 phase motor offering

Two configurations available: Compact design up to 6 stages. Sleeve design up starting at 7 stages and above.



Booster package systems

GXS SERIES SETS

Single-phase power supply, fixed speed and pressure switch control. For BG, eHM and SV series electric pumps.



50 & 60 Hz
Flow up to 58 m³/h
Head up to 120 m
Power up to 2 x 1.5 kW

Flow up to
Head up to
Power up to

GMD SERIES SETS

Three-phase power supply, fixed speed and pressure switch control. For BG, eHM and eSV series electric pumps.



50 & 60 Hz
Flow up to 62 m³/h
Head up to 160 m
Power up to 2 x 4 kW

Flow up to
Head up to
Power up to

GS SERIES SETS

Fixed speed booster sets with 2-3 pumps. Communicate via Modbus.



50 & 60 Hz
Flow up to 480 m³/h
Head up to 160 m
Power up to 37 kW/pump

Flow up to
Head up to
Power up to

Wide range of 2, 3 or 4 pump units controlled by pressure switches or pressure transmitter, with constant or variable speed. The Lowara range of automatic booster units is designed to supply water to intermittent and variable demand users, employing centrifugal electric pumps controlled by an electric panel.

GHV SERIES SETS

Single-phase or three-phase power supply, variable speed and control by pressure transducers and HYDROVAR® electronic speed controllers mounted on the motor. For eSV series electric pumps.



50 & 60 Hz
Flow up to 640 m³/h
Head up to 160 m
Power up to 22 kW

Flow up to
Head up to
Power up to

GV SERIES SETS

Variable speed booster sets up to four pumps eSV series.



50 & 60 Hz
Flow up to 640 m³/h
Head up to 160 m
Power up to 37 kW

Flow up to
Head up to
Power up to

eFFECTIVE

The Lowara e-SV. Everything you require from a vertical multistage pump; high efficiency, robust performance, long life design and large flow and head coverage. This is your opportunity to create more effective boosting systems. This is the power of e.



The logo features a red lowercase 'e' followed by the word 'ENERGY' in white uppercase letters, all contained within a white circular outline. The background of the entire page is a night-time photograph of a city skyline with illuminated skyscrapers.

5th Generation HYDROVAR®, the intelligent and user friendly variable speed controller for pumps.

The 5th Generation takes HYDROVAR to a new level of robustness, safety, security and performance.

Range extension

- The new models are:
 - 1.5 kW 3ph 380-460V
 - 3 kW and 4 kW 1ph 208-240V

Easy and safe accessibility for the wiring harness

- Separate wiring chamber with a dedicated cover.
- All internal electronic components are protected.

Control offering

- Multi-pump capability come as standard from 1-8 pumps
- Constant pressure
- Constant flow
- System curve
- Via an 4-20ma or 0-10V external signal
- Automatic test and auto change over
- It stops at zero demand
- Integrated soft start/stop
- Complete set of analog and digital input/output
- The premium card also allows an additional 2 x inputs and 2 x outputs

Extended communication capabilities

- BACnet and Modbus as standard.
- Wi-Fi card as an option.



Additional features of HYDROVAR

- HYDROVAR can be fitted on any standard IEC motor up to 22 kW. Wall mounting kits are available on request.
- No separate microprocessor is needed.
- No separate control panels are needed.
- No large pressure vessels are needed.
- No anti-con heaters are needed as these are built in as standard.
- IP55.
- Error logs and real time and date calendar.
- Quality aluminium body.

Advanced motor control

- Reduced heating of the motor.
- Extended lifetime of the motor.
- Due to built-in selectable software protection, motor PTC can be optional.
- Minimised drive losses.

THDi filter embedded

- Will extend the lifetime of equipment.
- No need for line reactor filters.
- Better quality of the grid power.
- Reduced heating of the cables.

Easier to commission and to operate

- Quick start-up menu allowing faster set-up
- Larger LCD display with additional control parameters
- 28 languages within the software
- Pre-programmed parameter for standard motors

Running pumps at full speed is a waste of energy. Xylem's Hydrovar delivers exactly the flow and head you need in your system. This is energy saving. This is the power of e.





Wastewater pumps



VORTEX PUMPS - D 3000 SERIES
Submersible pumps with vortex impellers for high head/low flow duties.

	50 Hz	60 Hz
Capacity up to	170 m ³ /h	200 m ³ /h
Head up to	28 m	45 m
Power up to	7.4 kW	8.2 kW



CENTRIFUGAL PUMPS - N 3000 SERIES
Submersible pumps with self-cleaning impellers for long time efficient, non-clogging wastewater pumping.

	50 Hz	60 Hz
Capacity up to	2,160 m ³ /h	2,360 m ³ /h
Head up to	100 m	108 m
Power up to	105 kW	119 kW



CONCERTOR
Wastewater pumping system with integrated intelligence. Maximum energy savings and clean wet wells.

	50 & 60 Hz
Capacity up to	468 m ³ /h
Head up to	50 m
Power up to	7.3 kW

Wastewater Applications

a full portfolio of stainless steel sump, effluent and sewage products for wastewater removal and drainage



1300 SERIES
drainage pumps

	50 Hz	60 Hz
Capacity up to	1700 m ³ /h	1952 m ³ /h
Head up to	55 m	62 m
Power up to	54 kW	58 kW

Available in free standing/ wet well installation modes
non-clog/ vortex impeller/ Double mechanical seal



TRAPZILLA
grease trap

Corrosion resistant construction
High capacity design
Compact footprint
High separation efficiency

- Constructed of corrosion-resistant, linear low-density polyethylene suitable for installation in virtually any location.
- Supercapacity.
- Compact footprint.
- High Separation Efficiency.

ASME A112.14.3-2000 Compliant
Trapzilla® is a trademark of Thermaco, Inc.



PACKAGED PUMP STATION

Range of self cleaning pumping station for collection of rain/grey water and sewage. Complete package includes all necessary components for residential and commercial applications.



GRINDER PUMPS - M 3000

Submersible pumps with grinder hydraulics.

	50 Hz	60 Hz
Capacity up to	47 m ³ /h	48 m ³ /h
Head up to	68 m	60 m
Power up to	10.9 kW	8.2 kW



TOP STATION CONCEPT

A self-cleaning pumping station design that prevents clogging and odors, the TOP station is available in prefabricated GRP as turnkey fully assembled pumping station or retrofit as an alternative to old site built concrete stations.

eVOLUTION

Evolution is a process of continual improvement. The Flygt N technology is the market-leading, self-cleaning wastewater pump derived from our 60 years of experience in developing solutions for wastewater applications. It combines high efficiency with superior non clogging qualities. Evolution also means we continuously work on improving the N technology to set new standards for wastewater handling. This is why you always benefit from our history. This is the power of e.



Flygt Exuperior™ - Reliability, Efficiency, and Simplicity.

Flygt Exuperior centrifugal pump incorporates state-of-the-art hydraulics, premium efficiency motors, and intelligent controls SmartRun™.



SmartRun™ that puts you in control

- Simplified intelligence: pre-programmed and user-friendly setup
- Energy consumption reduced by 30%
- Reduced maintenance costs due to pre-programmed sump and pipe cleaning functions
- Pump cleaning function

Premium efficiency motors with longer lifetime

- IE3 efficiency
- Lower motor temperature prolongs motor and bearing lifespan

Adaptive N-hydraulics self-cleaning semi open impeller for clog-free and better energy-saving pump performance

- Designed to handle long fibers materials, rags and large solid particles
- Maximum availability due to the self-cleaning, clog-resistance impeller design
- Minimized unplanned maintenance costs
- Sustained high efficiency - reduced energy costs up to 25%

The self-cleaning concept

All Flygt N-pumps have the same self-cleaning performance regardless of duty point.



Stage 1. Most solid objects entering the pump will pass through the impeller between the impeller vanes. If an object gets caught on the leading edge of one of the vanes, it will slide along the backswept shape towards the perimeter of the inlet.



Stage 2. The solid object will slide along the tip of the impeller vane inside the relief groove. The guide pin in the insert ring will push all types of solids away from the center of the impeller, along the leading edge and out through the relief groove.

Drainage and sewage submersible pumps



DL SERIES
wastewater/
sewage pumps

	50 Hz	60 Hz
Capacity up to	42 m ³ /h	42 m ³ /h
Head up to	21.9 m	22 m
Power up to	1.5 kW	1.5 kW
Solids up to	50 mm	50 mm

Single channel/ vortex impeller



DIWA SERIES
drainage pumps

	50 Hz	60 Hz
Capacity up to	25 m ³ /h	25 m ³ /h
Head up to	21 m	20 m
Power up to	1.5 kW	1.5 kW
Solids up to	8 mm	8 mm



DOMO SERIES
wastewater/
sewage pumps

	50 Hz	60 Hz
Capacity up to	40 m ³ /h	40 m ³ /h
Head up to	14.5 m	14.5 m
Power up to	1.5 kW	1.5 kW
Solids up to	50 mm	50 mm

Twin channel/ vortex impeller



DOC SERIES
cellar drainage
pumps

	50 Hz	60 Hz
Capacity up to	14 m ³ /h	13.2 m ³ /h
Head up to	11 m	11 m
Power up to	0.55 kW	0.55 kW
Solids up to	5 mm	20 mm



Fire Protection Applications

UL/FM listed fire pump package systems that meet every fire protection need



8100 SERIES
split case pumps

Capacity up to	3000 GPM
Head up to	255 PSI

Available in electric or diesel engine models, 50Hz or 60Hz. In compliance with NFPA 20, UL, FM.



9100 SERIES
split case pumps

Capacity up to	5000 GPM
Head up to	208 PSI

Available in electric or diesel engine models, 50Hz or 60Hz. In compliance with NFPA 20, UL, FM.

AC Fire Pump models are in compliance with

Fire pump package systems



8150 SERIES
fire pumps

Capacity up to 5000 GPM
Head up to 289 PSI

Available in electric or diesel engine models, 50Hz or 60Hz. In compliance with NFPA 20, UL, FM.



VERTICAL TURBINE
fire pumps

Capacity up to 5000 GPM
Head up to 350 PSI

Available in electric or diesel engine models, 50Hz or 60Hz. In compliance with NFPA 20, UL, FM.



8200 SERIES
split case pumps

Capacity up to 1000 GPM
Head up to 640 PSI

Available in electric or diesel engine models. In compliance with NFPA 20, UL, FM.



2000 SERIES
end suction pumps

Capacity up to 500 GPM
Head up to 150 PSI

Available in electric or diesel engine models. In compliance with NFPA 20, UL, FM.






1580 SERIES
vertical in-line pumps

Capacity up to 1500 GPM
Head up to 165 PSI

Compact design
Easy installation
Quality construction

Only available in electric model, 50Hz or 60Hz. In compliance with NFPA 20, UL and FM.

AC Fire Pump models are in compliance with   



Our Calamba facility in the Philippines is Xylem's Southeast Asia's only UL & FM certified manufacturing plant. AC Fire 8100 Series, manufactured in Calamba, is designed to provide water to stand pipe, sprinkler and chemical mitigation. Fire consultants and customers are welcomed to visit the facility for fire pump witness tests.



You Can Trust Us

Xylem products and solutions are installed all over the world and probably close to you. We are chosen because we understand and can meet customers' demands for cost efficiency and reliability. Our products help create comfort and safety in people's lives whether they are at home, at work, watching a sports game or staying in 5 star hotels and spas.

Resort World Sentosa, Singapore

A total of 227 units of Flygt B&C submersible drainage and sewage pumps provide energy-efficient pumping solutions and smaller pump station footprint for Resort World Sentosa and Sentosa Integrated Resort.



World Trade Center II, Jakarta, Indonesia

Bell & Gossett's HSC-S and VSX double suction pumps, Goulds Water Technology submersible wastewater pumps, e-SV booster packages and AC Fire Pump's 8200 Series UL/FM fire pump packages helped Jakarta Land's WTC II obtained a higher level of energy efficiency.



Burj Khalifa, Dubai, UAE

Burj Khalifa opened in 2010. Xylem designed variable speed booster sets distribute 1000 m³ of water every day all the way up to the top floor of the 800 m building.

Water supply: 6 water transfer sets and 7 pressure booster sets.



These case studies are just a few examples, find more at asia.xyleminc.com

Singapore

Shopping Malls

Paragon Shopping Centre
Raffles City Shopping Centre
Plaza Singapura Shopping Centre
Vivocity

Residential Condominium/Apartments

The Sail
Bayshore Park
The Hamilton
The Prive
Caltex House
Millenium Walk - Marina Properties

Hotels

Marina Bay Sands
Marriott Singapore
Novotel Clark Quay
Park Regis Hotel
Quayside Hotel

Hospitals

Tan Tock Seng Hospital
KK Women's and Children Hospital
Changi General Hospital
Khoo Teck Puat Hospital
National University Hospital
Singapore General Hospital
Ju Eng Home for Elderly

Office Buildings/ Business Parks

SPH Media Centre
Marina Bay Financial Centre
Hitachi Tower
International Business Park 2

Universities / Tertiary Institutions

Singapore Management University
Singapore Polytechnic

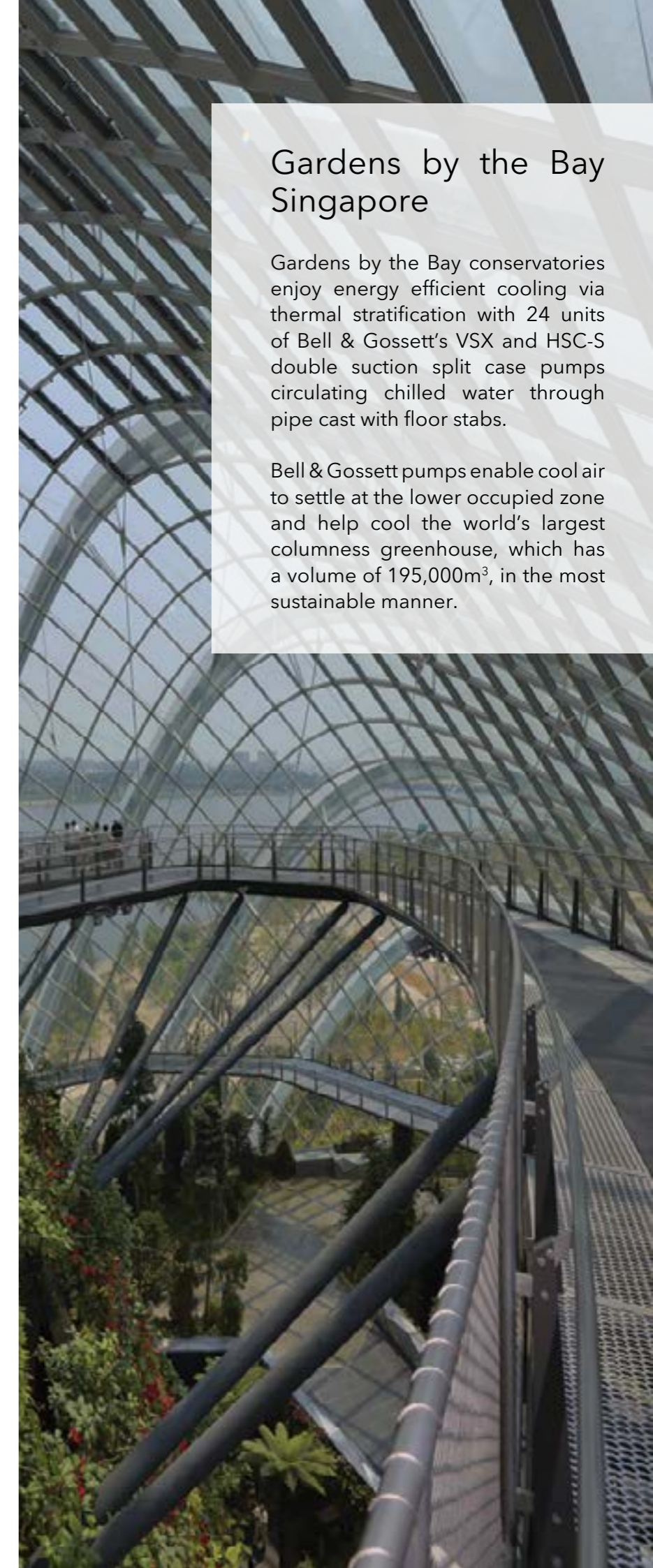
Theme Parks / Resorts

Singapore Zoo
Wild Wild Wet

Gardens by the Bay Singapore

Gardens by the Bay conservatories enjoy energy efficient cooling via thermal stratification with 24 units of Bell & Gossett's VSX and HSC-S double suction split case pumps circulating chilled water through pipe cast with floor slabs.

Bell & Gossett pumps enable cool air to settle at the lower occupied zone and help cool the world's largest columnless greenhouse, which has a volume of 195,000m³, in the most sustainable manner.



What can Xylem do for you?

Xylem |'zilem|

- 1) The tissue in plants that brings water upward from the roots;
- 2) a leading global water technology company.

We're a global team unified in a common purpose: creating advanced technology solutions to the world's water challenges. Developing new technologies that will improve the way water is used, conserved, and re-used in the future is central to our work. Our products and services move, treat, analyze, monitor and return water to the environment, in public utility, industrial, residential and commercial building services, and agricultural settings. With its October 2016 acquisition of Sensus, Xylem added smart metering, network technologies and advanced data analytics for water, gas and electric utilities to its portfolio of solutions. In more than 150 countries, we have strong, long-standing relationships with customers who know us for our powerful combination of leading product brands and applications expertise with a strong focus on developing comprehensive, sustainable solutions.

For more information on how Xylem can help you, go to xylem.com.



Singapore (Regional Head Office)

Xylem Water Solutions Singapore Pte Ltd.
6 Wan Lee Road
Singapore 627937
Tel: +65.6507.6999

Korea

Xylem Water Solutions Korea Co., Ltd.
#905-906, Daeryung Techno Town 15cha
Gwangyang-dong, Dongan-gu
Anyang-si, Gyeonggi-do, 432-060
Tel: +82.31.389.5710

Japan

Xylem Water Systems Japan Corporation
14-19 Ogawa-cho 3F, Kawasaki-ku
Kawasaki City, Kanagawa
210-0003
Tel: +81.44.272.5222

Vietnam

Xylem Water Solutions Hong Kong Ltd.
Unit 3, 8/F, MB Sunny Tower
259 Tran Hung Dao Street, District 1
Ho Chi Ming City
Tel: +844.3974.7766

Philippines

Goulds Water Technology Philippines, Inc.
12 Ring Road, LISP II, Calamba Laguna 4027
Tel: +63.49.543.4300

asia@xylem.com

Thailand

Xylem Water Systems International, Inc.
16F, Unit A, Bangna Tower A, 2/3 Moo
14 Bangna - Trad Road, KM. 6.5 Bangkaew
Bangplee, Samutprakam 10540
Tel: +66.2797.0718

Indonesia

Xylem Water Solutions Singapore Pte Ltd.
32/F Tempo Scan Tower, Jl. HR Rasuna Said
Kav. 3-4 Jakarta 12950
Tel: +62.21.2934.9492

Hong Kong

Xylem Water Solutions Hong Kong Ltd.
Unit 12-16, 17/F, Grand City Plaza
1-17 Sai Lau Kok Road, Tsuen Wan, N.T.
Tel: +852.2945.0100

Malaysia

Xylem Water Solutions Malaysia Sdn. Bhd.
Lot 59, Jl. Tanjung Medan 26/12, Shah Alam
40000 Selangor
Tel: +603.5102.6888

asia.xylem.com

buildings.xylem.com

