

WATER PRODUCTS



2018 PRICE BOOK



GENERAL INFORMATION

WEBSITE CONTAINS CURRENT INFORMATION

Please refer to Smith-Blair's website (smith-blair.com) for product capabilities information and technical information such as: product specifications, installation instructions, submittal information as well as product warnings and notices.

The purpose of the Water Price Book is to promote general awareness of the products and services

DISCREPANCIES

Should any discrepancies arise between this price book and Smith-Blair's internal system pricing, the internal system pricing will be the precedent.

CORROSION NOTICE

Metal products are subject to corrosion, particularly when used outdoors and/or underground. A large number of factors and location conditions affect the rate at which corrosion occurs. To determine the life expectancy of your product when used with your pipeline's content, soil and environment, it is best to consult a corrosion expert in your area. To determine the suitability of your selected product also consult a system designer in piping system. Failure to determine the suitability of your product for your particular application, soil and/or environment can result in premature product failure. Smith-Blair will provide additional information about your product's materials specifications at your request. You may also obtain product information at www.smith-blair.com.



INDEX

GENERAL INFORMATION		
General Notices		2
Index		3
Cross Reference Chart		5
Terms & Conditions		7
MODEL	RESTRAINTS	PAGE
111	Cam-Lock	9
115	MJ-Lock	10
120	Cam-Lock	10
136	Bell-Lock Serrated	12
165	Bell-Lock Serrated	12
EZW	Straight Seal & Restraint Couplings	13
EZW	Reducing Seal & Restraint Couplings	13
EZW	Seal & Restraint Line Caps	14
EZW	Flanged Coupling Adapters	14
471	Pipe-Lock Straight Restraint Sleeve Couplings	15
472	Pipe-Lock Straight Restraint Sleeve Couplings	16
473	Pipe-Lock Straight Restraint Sleeve Couplings	17
477	Pipe-Lock Straight Restraint Sleeve	18
911	Flange-Lock MJ Couplings	19
920	Flange-Lock Flanged Coupling Adapter	19
923	Flange-Lock Flanged Coupling Adapter	21
907	Restraint Plates	21
	Tie Rods and Nuts	22
MODEL	REPAIR CLAMPS	PAGE
221	Full Circle Repair Clamps, Single Band	23
226	Full Circle Repair Clamps, Single Band	24
	Spring Washer & Electrical Connectivity Strips	28
227	Full Circle Repair Clamps, Double Band	29
228	Full Circle Repair Clamps, Triple Band	31
229	Full Circle Collar Leak Clamps, Single Band	33
238	Full Circle Repair Clamps, Single Band, Tapped	34
239	Full Circle Repair Clamps, Double Band, Tapped	38
244	Full Circle Redi-Clamps	42
245	Redi-Clamps, Partial Coverage	43
246	Pipe Repair Clamps, Double Band	45
247	Full Circle Redi-Clamps, All 304 Stainless Steel	46
248	Redi-Clamps, All 304 Stainless Steel	47
256	Full Circle Repair Clamps, Single Band, All 304 Stainless Steel	48

MODEL	REPAIR CLAMPS	PAGE
257	Full Circle Repair Clamps, Double Band, All 304 Stainless Steel	50
261	Full Circle Repair Clamps, Single Band, All 304 Stainless Steel	51
262	Full Circle Repair Clamps, Double Band, All 304 Stainless Steel	55
263	Full Circle Repair Clamps, Multi-Band, All 304 Stainless Steel	57
264	Tapped Full Circle Repair Clamps, Single Band, All 304 Stainless Steel	59
265	Tapped Full Circle Repair Clamps, Double Band, All 304 Stainless Steel	62
267	Full Circle Repair Clamp, Carbon Steel, Higher Pressure	64
268	Full Circle Repair Clamp, Stainless Steel, Higher Pressure	64
269	Full Circle Collar Leak Clamps, Single Band	65
274	Bell Joint Leak Clamp, Alloy	66
281	Full Circle Wide Range Repair Clamp	67
MODEL	SERVICE SADDLES	PAGE
311	Service Saddles, Single Bale, Ductile Iron and Electro-Galvanized	69
313	Service Saddles, Double Bale, Ductile Iron	74
315	Service Saddles, Single Bale, Ductile Iron	81
317	Service Saddles, Double Straps, Ductile Iron	87
325	Bronze Service Saddles, Extra Wide 304 Stainless Steel Strap	95
331	Repair Service Saddle, Double Bale, Epoxy Coated DI Body	101
357	Service Saddle, Stainless Steel Straps, DI Body	102
362	Service Saddles, DI Body with Epoxy Coated Straps	103
366	Service Saddles for Large Diameter Pipe, DI Body, Epoxy Coated Straps	104
371	Service Saddles, Single Stud, All 304 Stainless Steel	106
372	Service Saddles, Double Stud, All 304 Stainless Steel	106
397	Service Saddles for DI Sized pipe and PVC	107
MODEL	COUPLINGS	PAGE
411	Steel Couplings	108
413	Steel Transition Couplings	113
415	Steel Reducing Couplings, Alloy Bolts & Nuts	118
416	Steel Insulating Couplings, Single Boot, Alloy Bolts & Nuts	119
418	Tee Couplings, Smaller Diameter Pipe	119
421	Top Bolt Couplings, Removable Gaskets	120



INDEX

MODEL	COUPLINGS	PAGE
422	Top Bolt Long Sleeve Couplings, Removable Gaskets	120
441	OMNI Cast Couplings, Straight & Transition	121
441	Components	125
442	OMNI Long Sleeve Couplings, Straight & Transition	132
442	Components	131
461	Quantum Couplings	132
462	Quantum Couplings, 12" Sleeve	132
481	Steel End Cap	134
482	OMNI Cast Pipe End, Alloy Bolts & Nuts	135
482	Components	136
525	Compression Couplings	137
MODEL	EXPANSION JOINTS	PAGE
611	Expansion Joints, Single End 10" Expansion	138
612	Expansion Joints, Double End 10" Expansion	141
MODEL	TAPPING SLEEVES	PAGE
622	Carbon Steel Tapping Sleeve	144
623	Fabricated MJ Joint Tapping Sleeves	154
624	Fabricated MJ Joint Tapping Sleeves	154
625	Tapping Sleeves For Concrete Cylinder Pipe	155
626	Weld On Tapping Sleeves	156
627	Tapping Sleeves, Fabricated Weld On Outlet	157
662/663	Stainless Steel Tapping Sleeves with MJ Outlet	158
664/665	Stainless Steel Tapping Sleeves with MJ Outlet	165
68X	Line Stop Outlets for Tapping Sleeves	171
MODEL	FLANGED COUPLING ADAPTERS	PAGE
912	OMNI Flanged Coupling Adapters	172
912	OMNI Components	176
913	Flanged Coupling Adapters, Steel	179
914	Reducing Flanged Coupling Adapters	181
921	Top Bolt Flanged Coupling Adapters	182
926	Flexible Meter Coupling	183
MODEL	DISMANTLING JOINTS	PAGE
971	Non Restrained Dismantling Joints	184
972	Heavy Duty Restrained Dismantling Joints	184
973	Restrained Dismantling Joints	185
975	Restrained Dismantling Joints	185



CROSS REFERENCE CHART

Cam-Lock Joint Restraints	Smith-Blair	EBBA	Ford	Romac	SIGMA	Star
For MJ Fittings on Ductile Iron or Carbon Steel Pipe	111	1100	1400	RGAP	SLD	3000
For MJ Fittings on PVC Pipe	120	2000	1500	RG-PVCAP	SLC	4000
Split Serrated Joint Restraints	Smith-Blair	EBBA	Ford	Romac	SIGMA	Star
For MJ Fittings	115	1500	1300	612	PVM	1000
For AWWA C907 PVC Push-on Pressure Fittings	136	2500	1360	-	-	1200
For Bell and Spigot Joints	165	6500	1390	611	PVP	1100
Pipe-Lock Joint Restraint Couplings	Smith-Blair	EBBA	Ford	Romac	SIGMA	Star
Join Ductile Iron X Ductile Iron Pipe	471	(3800)	(RCDD)	440RG	-	-
Join PVC X PVC Pipe	472	(3800)	(RCPP)	440RG	-	-
Join PVC X Ductile Iron/Carbon Steel Pipe	473	(3800)	(RCDP)	440RG	-	-
Join Ductile Iron X Ductile Iron Pipe - Reducing	474	-	-	-	-	-
Join PVC X PVC Pipe - Reducing	475	-	-	-	-	-
Join PVC X Ductile Iron Pipe - Reducing	476	-	-	-	-	-
Sleeve Only	477	-	-	-	-	-
Flange-Lock Joint Restraint FCA	Smith-Blair	EBBA	Ford	Romac	SIGMA	Star
Join Ductile Iron Pipe to Flanged Fittings	911	(2100)	(RFAD)	(RFCA)	(SFA)	(3200)
Join PVC Pipe to Flanged Fittings	920	(2100)	(RFAP)	(PVC RFCA)	(SFA)	(4200)
Sleeve Only	923	-	-	-	-	-
Restraint Couplings	Smith-Blair	Dresser				
EZ-W Steel Couplings, Straight	EZWS	(711)				
EZ-W Steel Couplings, Reducing	EZWR	(711)				
EZ-W Steel Flange Coupling Adapter	EZWF	-				
EZ-W Steel Pipe End Cap	EZWC	-				
Steel Couplings w/Anchor Studs	414	-				
Full Circle Repair Clamps	Smith-Blair	Dresser	Ford	Romac	JCM	PowerSeal
Single Band-Cast Lugs, Low Pressure	221	-	-	(LSS1)	(108)	-
Single Band-Cast Lugs	226	360	F1	CL1	(101),171	3121
Double Band-Cast Lugs	227	361	F2	CL2	(102),172	3122
Multi-Band-Cast Lugs	228	360	F3	CL3	(102),172	3123
Collar Leak Clamp-Cast Lugs	229	-	FCC	-	(105),175	3141
Tapped, Single Band-Cast Lugs	238	SPEC360	F1	IP/CC	(103),173	3131
Tapped, Double Band-Cast Lugs	239	SPC361	F2	IP/CC	(104),174	3132
Full Circle Redi-Clamp-Cast Lugs	244	-	FSC	SCC	111	3152,3153PS
Full Circle Redi-Clamp, All Stainless	247	-	FLSC	(SCS)	111AS	-
Single Band-Cast Lugs, All Stainless	256	[364]	FSL1	(CL1)	(131)	3121CS
Double Band-Cast Lugs, All Stainless	257	360	FSL2	(CL2)	(132)	-
Single Band-Fab Lugs, All Stainless	261	364	FS1	SS1	161	3121AS
Double Band-Fab Lugs, All Stainless	262	364	FS2	SS2	162	3122AS
Multi-Band-Fab Lugs, All Stainless	263	364	FS3	SS3	162	3123 AS
Tapped, Single Band-Fab Lugs, All Stainless	264	-	FS1	IP/CC	163	3131AS
Tapped, Double Band-Fab Lugs, All Stainless	265	-	FS2	IP/CC	164	3132AS
Higher Pressure, Carbon Steel, V Lugs	267-000	-	-	-	-	-
Higher Pressure, SS, V Lugs	267-065	-	-	-	136	3122AS HP
Higher Pressure, SS, Fab Lugs	268	-	-	-	-	-
Collar Leak Clamp-Fab Lugs, All Stainless	269	-	FCC	CLC	(135)	3143 AS
Patch Clamps	Smith-Blair	Dresser	Ford	Romac	JCM	PowerSeal
Redi-Clamp-Cast Lugs	245	118	FSC	SC	110	3151
Redi-Clamp, All Stainless	248	-	FLSC	(C)	110AS	(3151 AS)
Pipe Repair Clamp, Double Band-Cast Lugs	246	77,79	-	(CC)	113	3151 HD
Bell Joint Leak Clamp	Smith-Blair	Dresser	Ford	Romac	JCM	PowerSeal
Bell Joint Leak Clamp	274	60,160	FBC	516/416/418	142,143	32,313,232
Service Saddles	Smith-Blair	Dresser	Ford	Romac	JCM	PowerSeal
Single Carbon Steel Bale - Iron Body	311	291	F101	(101U),101NU	(401),407	3411DI
Double Carbon Steel Bale - Iron Body	313	291	F202	(202U),202NU	(402),408	3413
Single Stainless Steel Strap - Iron Body	315	-	FC101,FS101	(101S),101NU	(403),405	3415
Double Stainless Steel Straps - Iron Body	317	-	FCD202	(202S),202NS	(404),406	3417DI
Wide Stainless Steel Strap - Bronze Body	325-000	-	202BS	-	-	(3409),(3407)
Double Stainless Steel Straps - Bronze Body	325-100	-	202BSD	202BS	-	3409
Repair, Double Carbon Steel Bale - Iron Body	331	-	FR202	-	-	-
Double Stainless Steel Straps, Large Tap - Iron Body O.D specific for PVC and Steel Pipe	357	-	(FS202),(F202)	-	-	-
Double Carbon Steel Bale - Iron Body For Concrete Cylinder Pipe	362	-	-	-	425	-
Triple Carbon Steel Bale - Iron Body For Large Diameter Pipe	366	-	-	-	(418)	-
Single Stainless Steel Stud - All Stainless	371	-	FS303,FS313	304	-	3411AS
Double Stainless Steel Stud - All Stainless	372	-	FS303,FS313	306	502	3412AS
Wide Stainless Steel Strap - Iron Body O.D. Specific for PVC or Ductile Iron	397	-	FC202	-	-	3417SW



CROSS REFERENCE CHART

Couplings & End Caps	Smith-Blair	Dresser	Ford	Romac	JCM	PowerSeal
Steel Couplings	411 Reg.	38, STAB 38	FC3,FC4	400/511	201, 211	3538
Steel Couplings	411 Long	40, STAB 40	FLC	400	202	3540
Steel Couplings, Transition	413	162, 62TY.1	FC23,FC24,FC5	TC400	203	-
Steel Couplings, Reducing	415	62TY.2	FC6	RC400	204	3562R
Steel Couplings, Insulating	416	39	+FIB	IC400,IC501	-	3539
Steel Couplings, Transition Insulating	417	-	+FIB	-	-	-
Steel Couplings, Tee w/Outlet	418	-	-	-	-	-
Steel Couplings, Wide Range Two Bolt, Standard Sleeve	421	-	-	Macro	-	-
Steel Couplings, Wide Range Two Bolt, Long Sleeve	422	-	-	-	-	-
Cast Omni Couplings System, Standard Sleeve	441	253	FC1, FC2A	501	210,211,212	3501
Cast Omni Couplings System, Long Sleeve	442	253	FC1-L12, FC2A-L12	501	215	3501LB
Cast Omni Reducing Couplings	R441	253	FRC	FC501	-	3506R
Cast Quantum Coupling, Wide Range, Standard Sleeve	461	-	FC2W	XR501	241	3506,(3506AS)
Cast Quantum Coupling, Wide Range, Long Sleeve	462	-	FC2W-L12	XR501	242	-
Pipe End Caps, Steel	481	31	FC4	EC400	-	3551
Pipe End Caps, Cast	482	231	FEC	EC501	214	3501EC,(3506EC)
Compression Couplings	525	65 Long	C Series	702	220	3504
Expansion Joints	Smith-Blair	Dresser	Ford	Romac	JCM	PowerSeal
Plain Single End						
without Limit Rods	611	63TY-1	FEJ 1	EJ401	801	3563-SE
with Limit Rods	611	63TY-3	FEJ 1	EJ403	801	3563-SELR
Plain Double End						
without Limit Rods	612	63TY-2	FEJ 2	EJ402	802	3563-DE
with Limit Rods	612	63TY-4	FEJ 2	EJ404	802	3563-DELR
Tapping Sleeves	Smith-Blair	Dresser	Ford	Romac	JCM	PowerSeal
Steel	622	610	FTS, FTSC	FTS420	412	3460
Steel Split Coupling Type	623	-	-	FTS425	(414)	-
Steel Split MJ Type	624	-	-	(FTS425)	414	-
Steel For Concrete Cylinder Pipe	625	-	-	FTS435	415	3431
Steel Weld-On, Top Only	626	-	FWS	FTS445	416	3428
Steel Weld-On, Full Body	627	-	-	FTS445	417	3428
Stainless Steel Body, Fab Lugs, with Carbon Steel Coated Flange	662	630	FAST	SST	-	3480
All Stainless Steel, Fab Lugs	663	630	FAST	SST	-	3480
Stainless Steel Body, V Lugs, with Carbon Steel Coated Flange	664	640	FTSS	SSTIII	462	3490
All Stainless Steel, V Lugs	665	640	FTSS	SSTIII	432	3490
Steel Plug Line Stop (662 Style)	682	-	-	-	-	-
Steel Plug Line Stop (663 Style)	683	-	-	SST-X	-	-
Steel Plug Line Stop (664 Style)	684	-	-	-	440 T4	-
Steel Plug Line Stop (665 Style)	685	-	-	-	440 T1	-
Steel Plug or Pin Line Stop (622 Style)	687	-	-	-	440 T2,440 T12	-
Steel Pin Line Stop (625 Style)	689	-	-	-	-	-
Flanged Coupling Adapters	Smith-Blair	Dresser	Ford	Romac	JCM	PowerSeal
Cast	912	127	FFCA	FCA501	301	3521
Steel	913	128	FCA	FC400	303	3528
Steel Reducing	914	-	-	FC400	304/306	-
Steel Wide Range Single Bolt	921	-	-	-	-	-
Flanged Meter Adapters	926	131	-	-	-	-
Cast Insulated	932	-	FFCA+FIB	-	-	-
Steel Insulated	933	-	FCA+FIB	-	-	-
Dismantling Joints	Smith-Blair	Dresser	Ford	Romac	JCM	PowerSeal
Dismantling Joint	971	131	FDJ	(DJ400)	309	3563
Dismantling Joint, Full Rod Restraining	972	-	-	-	-	-
Dismantling Joint, Cam-Lock Restraining	973	-	-	(DJ405)	-	-
Dismantling Joint, Rod Restraining	975	-	FDJ-R	(DJ400)	-	3563
Miscellaneous Products	Smith-Blair	Dresser	Ford	Romac	JCM	PowerSeal
Fabricated Restraint Plates for Flanges	907	-	-	490	-	-

NOTES:

1. "()" = Similar Product
2. "-" = Equivalent Product Not Available or Unknown
3. Data compiled from public information and is to be used for reference only. Product and material specifications should be confirmed prior to specification or purchase to ensure product will meet the customers requirements



TERMS & CONDITIONS

1. The terms and conditions as hereinafter written shall supersede the terms and conditions of the customer's order or any other terms and conditions in any other customer documentation. Further, no understanding, agreement, terms, condition or trade custom or business practice at variance herewith shall be binding on the parties. THESE TERMS AND CONDITIONS TRUMP ANY OTHERS AND ARE THE SOLE AND EXCLUSIVE TERMS REGARDING THE PURCHASE AND SALE OF ANY SMITH-BLAIR PRODUCTS.

2. Prices prevailing at time of shipment will apply, except as otherwise provided by a prior written quotation, which constitutes a firm offer.

3. Title and Risk of Loss for damage to the goods passes to the customer upon delivery to the carrier regardless of who pays the shipping cost.

4. Smith-Blair, Inc. warrants its products to be free of defects in materials and workmanship for a period of one (1) year from the date of shipment by Smith-Blair, Inc. (the "Warranty Period"). Dated proof of purchase, such as a bill of sale, is required to establish warranty eligibility. If a product fails to perform due to a defect in materials or workmanship during the Warranty Period, Smith-Blair, Inc. will repair or, at Smith-Blair, Inc.'s option, replace the product with the same or comparable item. In the event that the product cannot be repaired and a suitable replacement item is not available, Smith-Blair, Inc. will refund the original purchase price shown on the proof of purchase. In all cases, the customer is responsible for returning the allegedly defective product to the factory or warehouse designated by Smith-Blair, Inc.

THIS LIMITED WARRANTY IS EXCLUSIVE AND IS IN LIEU OF ANY EXPRESS OR IMPLIED WARRANTY OF MERCHANTABILITY, FITNESS FOR A PARTICULAR PURPOSE, OR OTHER WARRANTY OF QUALITY, OR THOSE ARISING FROM A COURSE OF DEALING, CUSTOM, OR USAGE OF TRADE. THE REMEDIES PROVIDED IN THIS LIMITED WARRANTY STATEMENT ARE THE CUSTOMER'S SOLE AND EXCLUSIVE REMEDIES. IN NO EVENT SHALL SMITH-BLAIR, INC. BE LIABLE FOR DIRECT, INDIRECT, SPECIAL, INCIDENTAL, OR CONSEQUENTIAL DAMAGES, WHETHER BASED ON CONTRACT, TORT, OR ANY OTHER LEGAL THEORY, AND WHETHER ADVISED OF THE POSSIBILITY OF SUCH DAMAGES.

4A. Smith-Blair's liability with respect to any Smith-Blair products is limited as follows. (A) Smith-Blair's liability in any and all causes of action arising under, out of or in relation to any Smith-Blair products shall be limited to the price paid by the customer for the relevant product(s). This is so whether the relevant causes(s) of action are in tort, contract, under statute or otherwise. Further, Smith-Blair is not liable for any indirect or consequential damages. The foregoing damage limitations are fundamental inducements to Smith-Blair selling its products at the prices it does. They apply unconditionally and in all respects.

5. The consequences, direct or indirect, of labor troubles, fires, accidents, floods, hostilities, shortage of transportation, failure, suspension or curtailment of production due to shortage of supply of raw materials, or other economic factors, government acts or requirements and any and all like different causes beyond the control of the parties hereto excuse performance by either party to the extent by which performance is prevented thereby. Smith-Blair may, during any period of shortage due to any of said causes, prorate its supply of such goods among all its buyers in such manner as may be deemed equitable in the sole judgment of Smith-Blair.



TERMS & CONDITIONS

6. RETURNS: All non-catalog items are considered "non-returnable". For other catalog items to be considered, return requests must be submitted in writing and approved by Smith-Blair prior to returning material. Return evaluation for any catalog item will be based upon age of material (no older than one (1) year) from shipment date, on-hand inventory and demand for those items at the time of request. Upon approval, a Return Material Authorization (RMA) will be issued with applicable charges and terms and conditions of return. Approved items may be returned within a period of thirty (30) days after the issuance of an RMA. For proper credits to be applied, a copy of the RMA must accompany material.

- A. Material must be of current design.
- B. Material must be in 100% resalable condition or additional rework charges will apply. If total restocking and/or reworking charges exceed 50% of the product's initial price, the material should not be returned, as no credit will be allowed. Any material received requiring work exceeding 50% of the initial material value will be returned at the sender's expense or scrapped by Smith-Blair with no credit issued.
- C. Products that are engineered fabrications or special orders may not be returned.
- D. Returned material should be packaged securely. Multiple items should be packed in an organized manner. Be sure to include a copy of the RMA as the packing list. Material received which is not returned in this manner will be returned at the sender's expense.
- E. Shipments authorized to be returned COLLECT, but are returned PREPAID, should include a copy of the freight bill in order for credit to be issued. If Smith-Blair is to pay for a return, it will be charged to the account noted on the RMA. On material returned due to customer error, any original pre-paid and allowed outbound freight charge will be debited.
- F. Smith-Blair reserves the right to decline any return material where it is not covered by warranty.

7. FREIGHT: Freight will be prepaid and allowed on all orders of \$3,000 net or more. For orders less than \$3,000 net, shipping and handling will be charged to the customer. Add-ons must also be \$3,000 net or more for freight allowance. Shipping and handling will be added to shipments expedited at the customer's request. This policy is subject to change, based on market conditions.

8. SERVICE CHARGE: All net orders below \$100 are subject to a \$20 service charge.

9. CANCELLATION CHARGES: May be applied to an order for the amount of work performed at the time of cancellation.

10. Smith-Blair reserves the right to furnish substitutes for materials which cannot be reasonably obtained because of any restrictions, voluntarily or compulsorily established by, or in connection with, any governmental authority.

11. United States law prohibits disposition of these products to certain countries unless otherwise authorized by the United States government. Contact the Office of Foreign Asset Controls of the U.S. Department of the Treasury at www.treas.gov/offices/enforcement/ofac or 202-622-2000 for more information.



RESTRAINTS



111 CAM-LOCKS FOR DUCTILE IRON & CARBON STEEL MJ FITTINGS (3"-12")****

For MJ Fittings on Ductile Iron Pipe and Carbon Steel (3"-12")****

Nominal Size Inches	O.D. Inches	With Gasket, Nuts and Bolts			Without Gaskets, Nuts and Bolts		
		Catalog Number Boxed	List Price	Approx. Weight Each Lbs	Catalog Number Unboxed**	List Price	Approx. Weight Each Lbs
3	3.96	111-03960000-000	\$52.09	12	111-03960001-900	\$35.44	8
4	4.80	111-04800000-000	52.09	12	111-04800001-900	35.44	8
6	6.90	111-06900000-000	64.14	18	111-06900001-900	42.16	12
8	9.05	111-09050000-000	87.34	21	111-09050001-900	63.85	15
10	11.10	111-11100000-000	120.98	33	111-11100001-900	90.89	26
12	13.20	111-13200000-000	165.31	41	111-13200001-900	132.81	33
14*	15.30	111-15300000-000	238.58	54	111-15300001-900	170.54	38
16*	17.40	111-17400000-000	295.49	66	111-17400001-900	243.36	47
18*	19.50	111-19500000-000	403.43	73	111-19500001-900	342.03	73
20*	21.60	111-21600000-000	487.97	84	111-21600001-900	426.51	84
24*	25.80	111-25800000-000	585.89	107	111-25800001-900	508.56	107
30*	32.00	111-32000000-000	1,636.23	288	*In sizes 14" to 48", only gaskets and hardware are boxed. 30" - 48" sold with kits only.		
36*	38.30	111-38300000-000	2,102.91	367			
42*	44.50	111-44500000-000	3,092.51	586			
48*	50.80	111-50800000-000	3,964.04	680			

*In sizes 14" to 48", only gaskets and hardware are boxed.

** For boxed restraints, replace the -900 end code with -000.

†For schedule 20, 40 and 80 carbon steel use with IPS gasket.

****For IPS transition gasket change the end code -000 to -001.

111 CAM-LOCKS For MJ Fittings on Carbon Steel Pipe with Multi-Seal MJ Gasket

Nominal Size Inches	O.D. Range Inches	With Multi-Seal MJ Gasket, Nuts and Bolts		
		Catalog Number Boxed	List Price	Approx. Weight Each Lbs
4	4.50-4.80	111-04500480-000	\$59.05	13
6	6.63-6.90	111-06630690-000	73.00	18
8	8.63-9.05	111-08630905-000	105.85	22
10	10.75-11.10	111-10751110-000	168.33	34
12	12.75-13.20	111-12751320-000	177.43	42



RESTRAINTS



115 MJ-LOCK SERRATED JOINT RESTRAINTS For MJ, Bell & Spigot and some Push-On Fittings. Use on Ductile and PVC Pipe. (One restraint & Tee-bolts)

Nominal Size Inches	O.D. Inches	Ductile Iron Size Pipe			Pipe O.D. Inches	IPS Size Pipe		
		Catalog Number Boxed	List Price	Approx. Weight lbs.		Catalog Number Boxed	List Price	Approx. Weight lbs.
4	4.80	115-04800000-000	\$38.99	7.8	4.50	115-04500000-000	\$38.63	8.3
6	6.90	115-06900000-000	47.98	10.2	6.63	115-06630000-000	47.11	11.1
8	9.05	115-09050000-000	73.41	15.5	8.63	115-08630000-000	72.10	17.3
10	11.10	115-11100000-000	133.99	25.5	10.75	115-10750000-000	133.99	27.8
12	13.20	115-13200000-000	143.77	27.6	12.75	115-12750000-000	143.77	30.8
14*	15.30	115-15300000-000	339.11	63.1	*Bolts in sizes 14"-24" are all-thread instead of T-bolts.			
16*	17.40	115-17400000-000	359.09	68.5				
18*	19.50	115-19500000-000	450.90	90.0				
20*	21.60	115-21600000-000	534.76	100.6				
24*	25.80	115-25800000-000	651.45	132.9				

†Suitable Bell-Lock applications for PVC are limited to SDR 26 or heavier wall pipe, as defined by ASTM D2241.



120 CAM-LOCKS FOR PVC For use on PVC with a kit†

Nominal Size Inches	O.D. Inches	With D.I. Gasket, Nuts and Bolts			O.D. Inches	With IPS Gasket, Nuts and Bolts		
		Catalog Number Boxed	List Price	Approx. Wt. Each Lbs.		Catalog Number Boxed	List Price	Approx. Wt. Each Lbs.
3	-	-	-	-	3.50	120-03500000-001	\$59.05	10
4	4.80	120-04800000-000	\$59.60	13	4.50	120-04800000-001	59.05	13
6	6.90	120-06900000-000	74.42	18	6.63	120-06900000-001	73.00	18
8	9.05	120-09050000-000	102.42	22	8.63	120-09050000-001	105.85	21
10	11.10	120-11100000-000	171.63	34	10.75	120-11100000-001	168.33	34
12	13.20	120-13200000-000	180.92	42	12.75	120-13200000-001	177.43	42
14*	15.30	120-15300000-000	308.64	56	*In sizes 14" to 36", only gaskets and hardware are boxed. 30" - 36" sold with kits only. †Suitable Cam-Lock applications for PVC are limited to SDR 26 or heavier wall pipe, as defined by ASTM			
16*	17.40	120-17400000-000	383.27	69				
18*	19.50	120-19500000-000	463.51	75				
20*	21.6	120-21600000-000	562.45	87				
24*	25.8	120-25800000-000	650.69	110				
30*	32.00	120-32000000-000	1,827.40	291				
36*	38.30	120-38300000-000	2,309.82	371				



RESTRAINTS

120 CAM-LOCKS FOR PVC PIPE For MJ Fittings on PVC Pipe With Multi-Seal MJ Gasket

Nominal Size Inches	O.D. Range Inches	With Multi-Seal MJ Gasket, Nuts and Bolts		
		Catalog Number Boxed	List Price	Approx. Wt. Each Lbs.
4	4.50-4.80	120-04500480-000	\$60.73	13
6	6.63-6.90	120-06630690-000	76.55	18
8	8.63-9.05	120-08630905-000	105.85	21
10	10.75-11.10	120-10751110-000	178.23	35
12	12.75-13.20	120-12751320-000	187.88	42

120 CAM-LOCKS For PVC Pipe--without a kitt

For MJ Fittings on PVC Pipe - without a kit †

Nominal Size Inches	O.D. Range Inches	Without Gasket, Nuts and Bolts		Approx. Wt. Each Lbs.
		Catalog Number Unboxed**	List Price	
3	3.50	120-03500001-900	\$44.46	8
4	4.50-4.80	120-04800001-900	44.66	9
6	6.63-6.90	120-06900001-900	53.18	11
8	8.63-9.05	120-09050001-900	78.60	15
10	10.75-11.10	120-11100001-900	143.08	26
12	12.75-13.20	120-13200001-900	149.74	33
14	15.30	120-15300001-900	240.50	46
16	17.40	120-17400001-900	323.62	57
18	19.50	120-19500001-900	399.79	63
20	21.60	120-21600001-900	493.55	84
24	25.80	120-25800001-900	575.27	107

*In sizes 14" to 24", only gaskets and hardware are boxed.

** For boxed restraints, replace the -900 end code with -000.

†Suitable Cam-Lock applications for PVC are limited to SDR 26 or heavier wall pipe, as defined by ASTM D2241.



RESTRAINTS

MULTI-SEAL MJ GASKETS

For IPS, DUCTILE IRON, and IPS CARBON STEEL pipe

Nominal Size Inches	O.D. Range Inches	Catalog Number	List Price	Approx. Wt. Each Lbs.
4	4.50-4.80	000-00036735-060	\$6.93	1
6	6.63-6.90	000-00036736-060	8.11	1
8	8.63-9.05	000-00036737-060	12.22	2
10	10.75-11.10	000-00036738-060	15.69	2
12	12.75-13.20	000-00036739-060	18.19	2

CAM-LOCK MULTI-SEAL KIT

(comes with Multi-Seal MJ Gasket, T-Bolts and Nuts in plastic bag.)

Nominal Size Inches	O.D. Inches	No. of T-bolts	Catalog Number	List Price	Approx. Wt. Each Lbs.	Ctn. Qty.
4	4.50-4.80	4	102-04500480-005	\$20.30	5	5
6	6.63-6.90	6	102-06630690-005	29.31	7	5
8	8.63-9.05	6	102-08630905-005	34.98	8	5
10	10.75-11.10	8	102-10751110-005	45.33	9	5
12	12.75-13.20	8	102-12751320-005	47.73	9	5

Bell-Lock Serrated Joint Restraints

For MJ Fittings, Bell and Spigot Joints and some Push-On Fittings

For PVC and Ductile Iron* Pipe

*Contact your Smith-Blair representative for ductile iron pipe applications.



136 BELL-LOCK SERRATED JOINT RESTRAINTS For AWWA 907 DI PVC Pipe†

For AWWA C907 DI PVC Pipe†

Nominal Size Inches	O.D. Inches	Ductile Iron Size PVC Pipe		
		Catalog Number Boxed	List Price	Approx. Wt. Each Lbs.
4	4.80	136-04800000-000	\$74.97	16
6	6.90	136-06900000-000	101.26	21
8	9.05	136-09050000-000	165.62	31

†Suitable Bell-Lock applications for PVC are limited to SDR 26 or heavier wall pipe, as defined by ASTM D2241.



165 BELL-LOCK SERRATED JOINT RESTRAINTS FOR BELL & SPIGOT PVC JOINTS

(Two restraints with rods)

For Bell and Spigot PVC Joints†
(Two restraints with rods)

Nominal Size Inches	O.D. Inches	Ductile Iron Size Pipe			O.D. Inches	IPS Size Pipe		
		Catalog Number Boxed	List Price	Approx. Wt. Each Lbs.		Catalog Number Boxed	List Price	Approx. Wt. Each Lbs.
4	4.80	165-04800000-000	\$61.18	19	4.50	165-04500000-000	\$59.48	17
6	6.90	165-06900000-000	75.79	21	6.63	165-06630000-000	80.33	23
8	9.05	165-09050000-000	124.31	31	8.63	165-08630000-000	128.35	35
10	11.10	165-11100000-000	217.77	54	10.75	165-10750000-000	224.90	57
12	13.20	165-13200000-000	238.39	57	12.75	165-12750000-000	243.85	64
14*	15.30	165-15300000-000	587.96	123				
16*	17.40	165-17400000-000	651.82	134				
18*	19.50	165-19500000-000	775.98	176				
20*	21.60	165-21600000-000	939.94	202				
24*	25.80	165-25800000-000	1,164.61	266				

*Bolts in sizes 14"-24" are all-thread instead of T-bolts.

†Suitable Bell-Lock applications for PVC are limited to SDR 26 or heavier wall pipe, as defined by ASTM D2241.



RESTRAINTS



EZW STRAIGHT SEAL AND RESTRAINT Couplings



NOMINAL SIZE (IN.)	PIPE SIZE		CATALOG NUMBER	WITH LOW ALLOY BOLTS & NUTS	WITH 304 STAINLESS STEEL BOLTS & NUTS	APPROX. WEIGHT EACH LBS.
	NOMINAL O.D.			-XXX-003 LIST PRICE	-XXX-031 LIST PRICE	
2	2.38		EZWS00023802XXX	\$189.26	\$212.10	14
3	3.50		EZWS00035002XXX	241.72	\$317.63	18
3	3.80		EZWS00038002XXX	279.30	312.90	22
4	4.50		EZWS00045002XXX	331.28	373.47	22
4	4.80		EZWS00048002XXX	337.05	379.25	26
6	6.63		EZWS00066302XXX	414.75	478.05	34
6	6.90		EZWS00069002XXX	522.90	586.20	43
8	8.63		EZWS00086302XXX	703.50	766.80	58
8	9.05		EZWS00090502XXX	719.25	782.55	68
12	12.75		EZWS00127502XXX	1,081.50	1,208.10	120
12	13.20		EZWS00132002XXX	1,097.25	1,223.85	150

*A properly sized stiffener must be used for PE connections

EZW REDUCING SEAL AND RESTRAINT Couplings



NOMINAL SIZE (IN.)	PIPE SIZE		CATALOG NUMBER	WITH LOW ALLOY BOLTS & NUTS	WITH 304 STAINLESS STEEL BOLTS & NUTS	APPROX. WEIGHT EACH LBS.
	SIZE A	SIZE B		-XX-203 LIST PRICE	XX-231 LIST PRICE	
3 to 3	3.80	3.50	EZWR03800350XXX	\$284.03	\$318.15	22
4 to 4	4.80	4.50	EZWR04800450XXX	346.50	388.70	23
6 to 4	6.63	4.50	EZWR06630450XXX	456.75	520.05	35
6 to 4	6.90	4.80	EZWR06900480XXX	551.25	614.55	43
6 to 6	6.90	6.63	EZWR06900663XXX	519.75	583.05	43
6OS to 6	7.10	6.90	EZWR07100690XXX	608.90	672.20	43
8 to 6	8.63	6.63	EZWR08630663XXX	714.00	798.40	60
8 to 6	9.05	6.90	EZWR09050690XXX	777.00	861.40	73
8 to 8	9.05	8.63	EZWR09050863XXX	792.75	877.15	63
8OS to 8	9.30	9.05	EZWR09300905XXX	861.11	945.50	68
12 to 12	13.20	12.75	EZWR13201275XXX	1,134.00	1,270.50	150



RESTRAINTS

EZW SEAL AND RESTRAINT Line Caps

NOMINAL SIZE (IN.)	PIPE SIZE	LINE CAP CATALOG NUMBER	WITH LOW ALLOY BOLTS & NUTS	WITH 304 STAINLESS STEEL BOLTS & NUTS	APPROX. WEIGHT EACH LBS.
	NOMINAL O.D.		LIST PRICE	-031 LIST PRICE	
2	2.38	EZWC02380508003	\$141.75	\$158.55	14
3	3.80	EZWC03800508003	212.10	237.30	19
4	4.50	EZWC04500508003	246.75	288.95	24
4	4.80	EZWC04800514003	255.15	297.35	32
6	6.63	EZWC06630514003	330.75	394.05	52
6	6.90	EZWC06900514003	378.00	441.30	52
6OS	7.10	EZWC07100514003	453.60	509.25	55
8	8.63	EZWC08630514003	527.10	611.50	58
8	9.05	EZWC09050514003	540.75	625.15	63
8OS	9.30	EZWC09300514003	648.90	729.75	63
12	12.75	EZWC12750514003	861.00	960.75	124
12	13.20	EZWC13200514003	871.50	975.45	127



EZW MAXI-GRIP EZW FLANGED COUPLING ADAPTERS



Nominal Pipe Size in.	Pipe O.D.	Catalog Number	WITH LOW ALLOY BOLTS & NUTS	WITH 304 STAINLESS STEEL BOLTS & NUTS	Approx. Weight lbs.
			LIST PRICE	LIST PRICE -031	
2	2.38	EZWF02380202003	\$237.83	\$266.70	17
3	3.80	EZWF03800302003	281.40	315.00	25
4	4.50	EZWF04500402003	309.75	351.95	35
4	4.80	EZWF04800402003	320.25	362.45	35
6	6.63	EZWF06630602003	441.00	504.30	48
6	6.90	EZWF06900602003	462.00	525.30	54
6	7.10	EZWF07100602003	529.20	593.25	54
8	8.63	EZWF08630802003	619.50	703.90	73
8	9.05	EZWF09050802003	627.90	712.30	76
8	9.30	EZWF09300802003	771.75	866.25	76
12	12.75	EZWF12750122003	918.75	1,029.00	131
12	13.20	EZWF13201202003	1,018.50	1,140.30	132



RESTRAINTS



472 PIPE-LOCK STRAIGHT RESTRAINT SLEEVE Couplings For PVC X PVC



Nominal Size Inches	O.D. Inches	Catalog Number	Sleeve Thickness Inches	Sleeve Length Inches	Studs			List Price Each	Approx. Wt. Each Lbs.
					No.	Diameter Inches	Length Inches		
3	3.50	472-00000350-203	0.25	7	4	0.63	16	\$260.59	29
4	*4.50-4.80 X *4.50-4.80	472-00000480-243	0.25	7	4	0.75	18	243.14	36
4	4.50	472-00000450-203	0.25	7	4	0.75	18	244.49	36
4	4.80	472-00000480-203	0.25	7	4	0.75	18	239.77	36
6	*6.63-6.90 X *6.63-6.90	472-00000690-243	0.25	7	6	0.75	18	290.19	60
6	*6.63-6.90 X *6.63-6.90	472-00000690-343	0.25	10	6	0.75	20	472.62	52
6	6.63	472-00000663-203	0.25	7	6	0.75	20	291.76	52
6	6.63	472-00000663-303	0.25	10	6	0.75	20	474.19	61
6	6.90	472-00000690-203	0.25	7	6	0.75	20	288.66	52
6	6.90	472-00000690-303	0.25	10	6	0.75	20	471.09	61
8	*8.63-9.05 X *8.63-9.05	472-00000905-243	0.25	7	6	0.75	20	419.93	62
8	*8.63-9.05 X *8.63-9.05	472-00000905-343	0.25	10	6	0.75	20	620.07	71
8	8.63	472-00000863-203	0.25	7	6	0.75	20	423.03	62
8	8.63	472-00000863-303	0.25	10	6	0.75	20	623.18	71
8	9.05	472-00000905-203	0.25	7	6	0.75	20	411.25	62
8	9.05	472-00000905-303	0.25	10	6	0.75	20	611.38	71
10	*10.75-11.10 X *10.75-11.10	472-00001110-243	0.25	7	8	0.75	20	630.35	92
10	*10.75-11.10 X *10.75-11.10	472-00001110-343	0.25	10	8	0.75	20	926.13	103
10	10.75	472-00001075-203	0.25	7	8	0.75	20	640.62	92
10	10.75	472-00001075-303	0.25	10	8	0.75	20	936.42	103
10	11.10	472-00001110-203	0.25	7	8	0.75	20	621.46	92
10	11.10	472-00001110-303	0.25	10	8	0.75	20	917.25	103
12	*12.75-13.20 X *12.75-13.20	472-00001320-243	0.25	7	8	0.75	20	737.82	110
12	*12.75-13.20 X *12.75-13.20	472-00001320-343	0.25	10	8	0.75	20	1,032.11	110
12	12.75	472-00001275-203	0.25	7	8	0.75	20	754.77	114
12	12.75	472-00001275-303	0.25	10	8	0.75	20	1,049.07	125
12	13.20	472-00001320-203	0.25	7	8	0.75	20	727.36	125
12	13.20	472-00001320-303	0.25	10	8	0.75	20	1,021.66	114
14	15.30	472-00001530-203	0.25	7	10	0.75	20	985.39	142
14	15.30	472-00001530-303	0.25	10	10	0.75	20	1,379.31	157
16	17.40	472-00001740-203	0.25	7	12	0.75	20	1,222.73	190
16	17.40	472-00001740-303	0.25	10	12	0.75	20	1,677.90	190
18	19.50	472-00001950-203	0.25	7	12	0.75	20	1,567.29	190
18	19.50	472-00001950-303	0.25	10	12	0.75	20	1,976.69	208
20	21.60	472-00002160-203	0.25	7	14	0.75	20	1,838.31	218
20	21.60	472-00002160-303	0.25	10	14	0.75	20	2,367.79	240
24	25.80	472-00002580-203	0.25	7	16	0.75	20	2,371.61	272
24	25.80	472-00002580-303	0.25	10	16	0.75	20	3,085.27	297
30	32.00	472-00003200-303	0.25	10	20	1.00	24	5,994.75	650
30	32.00	472-00003200-503	0.25	16	20	1.00	30	6,755.40	793
36	38.30	472-00003830-203	0.25	10	24	1.00	24	7,575.51	821
36	38.30	472-00003830-503	0.25	16	24	1.00	30	9,078.64	993



RESTRAINTS



471 PIPE-LOCK STRAIGHT RESTRAINT SLEEVE Couplings

For Ductile Iron X Ductile Iron



Nominal Size Inches	O.D. Inches	Catalog Number	Sleeve Thickness Inches	Sleeve Length Inches	Studs			List Price Each	Approx. Wt. Each Lbs.
					No.	Diameter Inches	Length Inches		
3	3.96	471-00000396-203	0.25	7	4	0.63	16	\$241.35	29
4	4.80	471-00000480-203	0.25	7	4	0.75	18	241.35	35
6	6.90	471-00000690-203	0.25	7	6	0.75	18	266.08	52
6	6.90	471-00000690-303	0.25	10	6	0.75	20	448.51	60
8	9.05	471-00000905-203	0.25	7	6	0.75	18	383.08	61
8	9.05	471-00000905-303	0.25	10	6	0.75	20	583.22	70
10	11.10	471-00001110-203	0.25	7	8	0.75	18	517.06	90
10	11.10	471-00001110-303	0.25	10	8	0.75	20	812.85	102
12	13.20	471-00001320-203	0.25	7	8	0.75	18	693.51	110
12	13.20	471-00001320-303	0.25	10	8	0.75	20	987.81	122
14	15.30	471-00001530-203	0.25	7	10	0.75	18	845.48	139
14	15.30	471-00001530-303	0.25	10	10	0.75	20	1,239.39	154
16	17.40	471-00001740-203	0.25	7	12	0.75	18	1,062.21	168
16	17.40	471-00001740-303	0.25	10	12	0.75	20	1,517.40	186
18	19.50	471-00001950-203	0.25	7	12	0.75	18	1,451.77	184
18	19.50	471-00001950-303	0.25	10	12	0.75	20	2,041.13	203
20	21.60	471-00002160-203	0.25	7	14	0.75	18	1,704.23	212
20	21.60	471-00002160-303	0.25	10	14	0.75	20	2,233.72	233
24	25.80	471-00002580-203	0.25	7	16	0.75	18	2,238.17	266
24	25.80	471-00002580-303	0.25	10	16	0.75	20	2,951.83	291
30	32.00	471-00003200-303	0.25	10	20	1.0	24	5,673.80	644
30	32.00	471-00003200-503	0.25	16	20	1.0	30	6,434.90	787
36	38.30	471-00003830-303	0.25	10	24	1.0	24	7,097.44	813
36	38.30	471-00003830-503	0.25	16	24	1.0	30	8,573.39	986
42	44.50	471-00004450-303	0.25	10	28	1.25	24	10,771.30	1,263
42	44.50	471-00004450-503	0.25	16	28	1.25	30	11,665.90	1,464
48	50.80	471-00005080-303	0.25	10	32	1.25	24	14,196.41	1,464
48	50.80	471-00005080-503	0.25	16	32	1.25	30	16,327.30	1,694



RESTRAINTS



472 PIPE-LOCK STRAIGHT RESTRAINT SLEEVE Couplings For PVC X PVC



Nominal Size Inches	O.D. Inches	Catalog Number	Sleeve Thickness Inches	Sleeve Length Inches	Studs			List Price Each	Approx. Wt. Each Lbs.
					No.	Diameter Inches	Length Inches		
3	3.50	472-00000350-203	0.25	7	4	0.63	16	\$260.59	29
4	*4.50-4.80 X *4.50-4.80	472-00000480-243	0.25	7	4	0.75	18	243.14	36
4	4.50	472-00000450-203	0.25	7	4	0.75	18	244.49	36
4	4.80	472-00000480-203	0.25	7	4	0.75	18	239.77	36
6	*6.63-6.90 X *6.63-6.90	472-00000690-243	0.25	7	6	0.75	18	290.19	60
6	*6.63-6.90 X *6.63-6.90	472-00000690-343	0.25	10	6	0.75	20	472.62	52
6	6.63	472-00000663-203	0.25	7	6	0.75	20	291.76	52
6	6.63	472-00000663-303	0.25	10	6	0.75	20	474.19	61
6	6.90	472-00000690-203	0.25	7	6	0.75	20	288.66	52
6	6.90	472-00000690-303	0.25	10	6	0.75	20	471.09	61
8	*8.63-9.05 X *8.63-9.05	472-00000905-243	0.25	7	6	0.75	20	419.93	62
8	*8.63-9.05 X *8.63-9.05	472-00000905-343	0.25	10	6	0.75	20	620.07	71
8	8.63	472-00000863-203	0.25	7	6	0.75	20	423.03	62
8	8.63	472-00000863-303	0.25	10	6	0.75	20	623.18	71
8	9.05	472-00000905-203	0.25	7	6	0.75	20	411.25	62
8	9.05	472-00000905-303	0.25	10	6	0.75	20	611.38	71
10	*10.75-11.10 X *10.75-11.10	472-00001110-243	0.25	7	8	0.75	20	630.35	92
10	*10.75-11.10 X *10.75-11.10	472-00001110-343	0.25	10	8	0.75	20	926.13	103
10	10.75	472-00001075-203	0.25	7	8	0.75	20	640.62	92
10	10.75	472-00001075-303	0.25	10	8	0.75	20	936.42	103
10	11.10	472-00001110-203	0.25	7	8	0.75	20	621.46	92
10	11.10	472-00001110-303	0.25	10	8	0.75	20	917.25	103
12	*12.75-13.20 X *12.75-13.20	472-00001320-243	0.25	7	8	0.75	20	737.82	110
12	*12.75-13.20 X *12.75-13.20	472-00001320-343	0.25	10	8	0.75	20	1,032.11	110
12	12.75	472-00001275-203	0.25	7	8	0.75	20	754.77	114
12	12.75	472-00001275-303	0.25	10	8	0.75	20	1,049.07	125
12	13.20	472-00001320-203	0.25	7	8	0.75	20	727.36	125
12	13.20	472-00001320-303	0.25	10	8	0.75	20	1,021.66	114
14	15.30	472-00001530-203	0.25	7	10	0.75	20	985.39	142
14	15.30	472-00001530-303	0.25	10	10	0.75	20	1,379.31	157
16	17.40	472-00001740-203	0.25	7	12	0.75	20	1,222.73	190
16	17.40	472-00001740-303	0.25	10	12	0.75	20	1,677.90	190
18	19.50	472-00001950-203	0.25	7	12	0.75	20	1,567.29	190
18	19.50	472-00001950-303	0.25	10	12	0.75	20	1,976.69	208
20	21.60	472-00002160-203	0.25	7	14	0.75	20	1,838.31	218
20	21.60	472-00002160-303	0.25	10	14	0.75	20	2,367.79	240
24	25.80	472-00002580-203	0.25	7	16	0.75	20	2,371.61	272
24	25.80	472-00002580-303	0.25	10	16	0.75	20	3,085.27	297
30	32.00	472-00003200-303	0.25	10	20	1.00	24	5,994.75	650
30	32.00	472-00003200-503	0.25	16	20	1.00	30	6,755.40	793
36	38.30	472-00003830-203	0.25	10	24	1.00	24	7,575.51	821
36	38.30	472-00003830-503	0.25	16	24	1.00	30	9,078.64	993



RESTRAINTS



473 PIPE-LOCK STRAIGHT RESTRAINT SLEEVE COUPLINGS For PVC X Ductile Iron



Nominal Size Inches	O.D. Inches		Catalog Number	Sleeve Thickness Inches	Sleeve Length Inches	Studs			List Price Each	Approx. Wt. Each Lbs.
	PVC	DI				No.	Diameter Inches	Length Inches		
3	3.50	3.96	473-03500396-203	0.25	7	4	0.63	16	\$ 250.97	29
4	*4.50-4.80	4.80	473-04800480-243	0.25	7	4	0.75	18	232.65	36
4	4.50	4.80	473-04500480-203	0.25	7	4	0.75	18	233.33	36
4	4.80	4.80	473-04800480-203	0.25	7	4	0.75	18	230.97	36
6	*6.63-6.90	6.90	473-06900690-243	0.25	7	6	0.75	18	278.13	52
6	*6.63-6.90	6.90	473-06900690-343	0.25	10	6	0.75	20	460.56	61
6	6.63	6.90	473-06630690-203	0.25	7	6	0.75	20	279.71	52
6	6.90	6.90	473-06900690-303	0.25	10	6	0.75	20	459.03	60
8	*8.63-9.05	9.05	473-09050905-243	0.25	7	6	0.75	20	401.51	62
8	*8.63-9.05	9.05	473-09050905-343	0.25	10	6	0.75	20	601.65	70
8	8.63	9.05	473-08630905-203	0.25	7	6	0.75	20	403.06	61
8	9.05	9.05	473-09050905-303	0.25	10	6	0.75	20	597.30	70
10	*10.75-11.10	11.10	473-11101110-243	0.25	7	8	0.75	20	573.70	103
10	*10.75-11.10	11.10	473-11101110-343	0.25	10	8	0.75	20	869.49	101
10	10.75	11.10	473-10751110-203	0.25	7	8	0.75	20	578.84	90
10	10.75	11.10	473-10751110-303	0.25	10	8	0.75	20	874.63	101
10	11.10	11.10	473-11101110-203	0.25	7	8	0.75	20	569.26	90
10	11.10	11.10	473-11101110-303	0.25	10	8	0.75	20	865.04	101
12	*12.75-13.20	13.20	473-13201320-243	0.25	7	8	0.75	20	715.66	110
12	*12.75-13.20	13.20	473-13201320-343	0.25	10	8	0.75	20	1,009.96	125
12	12.75	13.20	473-12751320-203	0.25	7	8	0.75	20	724.14	111
12	12.75	13.20	473-12751320-303	0.25	10	8	0.75	20	1,018.44	123
12	13.20	13.20	473-13201320-203	0.25	7	8	0.75	20	710.44	111
12	13.20	13.20	473-13201320-303	0.25	10	8	0.75	20	1,004.72	123
14	15.30	15.30	473-15301530-203	0.25	7	10	0.75	20	915.44	141
14	15.30	15.30	473-15301530-303	0.25	10	10	0.75	20	1,309.35	156
16	17.40	17.40	473-17401740-203	0.25	7	12	0.75	20	1,142.46	170
16	17.40	17.40	473-17401740-303	0.25	10	12	0.75	20	1,597.65	187
18	19.50	19.50	473-19501950-203	0.25	7	12	0.75	20	1,509.53	187
18	19.50	19.50	473-19501950-303	0.25	10	12	0.75	20	1,918.93	206
20	21.60	21.60	473-21602160-203	0.25	7	14	0.75	20	1,771.27	215
20	21.60	21.60	473-21602160-303	0.25	10	14	0.75	20	2,300.75	236
24	25.80	25.80	473-25802580-203	0.25	7	16	0.75	20	2,304.89	269
24	25.80	25.80	473-25802580-303	0.25	10	16	0.75	20	3,018.55	294
30	32.00	32.00	473-32003200-303	0.25	10	20	1.00	24	5,865.43	647
30	32.00	32.00	473-32003200-503	0.25	16	20	1.00	30	6,626.08	790
36	38.30	38.30	473-38303830-203	0.25	10	24	1.00	24	7,304.36	817
36	38.30	38.30	473-38303830-503	0.25	16	24	1.00	30	8,780.30	989

*Utilizes Multi-Seal Gaskets.



RESTRAINTS



477 PIPE-LOCK STRAIGHT RESTRAINT Sleeves



Nominal Size Inches	Catalog Number	Sleeve Thickness Inches	Sleeve Length Inches	List Price Each	Approx. Wt. Each Lbs.
3	477-00030003-200	0.25	7	\$76.74	9
4	477-00040004-200	0.25	7	101.56	12
6	477-00060006-200	0.25	7	118.08	16
6	477-00060006-300	0.25	10	153.51	21
8	477-00080008-200	0.25	7	183.03	21
8	477-00080008-300	0.25	10	236.16	27
10	477-00100010-200	0.25	7	238.52	25
10	477-00100010-300	0.25	10	336.51	33
12	477-00120012-200	0.25	7	322.35	29
12	477-00120012-300	0.25	10	421.53	36
14	477-00140014-200	0.25	7	350.86	34
14	477-00140014-300	0.25	10	501.55	44
16	477-00160016-200	0.25	7	409.33	38
16	477-00160016-300	0.25	10	573.20	50
18	477-00180018-200	0.25	7	593.76	42
18	477-00180018-300	0.25	10	711.84	56
20	477-00200020-200	0.25	7	662.36	47
20	477-00200020-300	0.25	10	852.41	62
24	477-00240024-200	0.25	7	1,012.10	55
24	477-00240024-300	0.25	10	1,338.21	80
30	477-00300030-200	0.25	10	2,343.56	90
30	477-00300030-300	0.25	16	3,036.29	95
36	477-00360036-200	0.25	10	2,878.85	153
36	477-00360036-300	0.25	16	4,273.29	159
42	477-00420042-200	0.25	10	4,498.20	180
42	477-00420042-300	0.25	16	5,397.84	184
48	477-00480048-200	0.25	10	6,297.48	205
48	477-00480048-300	0.25	16	8,434.13	210

470- Series Reducing Couplings Available. Please contact Smith-Blair for information.

474- Reducing- Ductile Iron X Ductile Iron Example: 474- 50.80 X 32.00

475- Reducing- PVC X PVC Example: 475- 38.30 X 25.80

476 - Reducing- PVC X Ductile Iron Example: 476- 10.75 X 6.90



RESTRAINTS



911 FLANGE-LOCK MJ COUPLING ADAPTERS FOR DI AND STEEL

With Cam-Lock Joint Restraints (Class D Flanges)

Nominal Size Inches	O.D. Inches	Nominal Flange Inches	Catalog Number	List Price Each	Approx. Wt. Lbs.
3	3.96	3	911-03960300-000	\$ 239.03	25
4	4.80	4	911-04800400-000	313.22	37
6	6.90	6	911-06900600-000	413.99	49
8	9.05	8	911-09050800-000	441.95	62
10	11.10	10	911-11101000-000	740.33	85
12	13.20	12	911-13201200-000	988.60	112
14	15.30	14	911-15301400-000	1,116.70	134
16	17.40	16	911-17401600-000	1,346.63	163
18	19.50	18	911-19501800-000	1,520.98	176
20	21.60	20	911-21602000-000	1,876.95	206
24	25.80	24	911-25802400-000	2,316.67	264
30	32.00	30	911-32003000-000	5,397.84	563
36	38.30	36	911-38303600-000	7,444.52	749
42	44.50	42	911-44504200-000	10,874.40	1091
48	50.80	48	911-50804800-000	15,530.04	1272

911, 920 and 923 - Flexi-Coat Epoxy Coating
 911 Restraint FCA for DI and Carbon Steel (3"-12")*** Pipe - Class D Flange**



920 FLANGE-LOCK RESTRAINED FLANGE COUPLING ADAPTERS

For PVC Pipe (Class D Flanges)

Nominal Size Inches	O.D. Range Inches	Nominal Flange Inches	Catalog Number	List Price Each	Approx. Wt. Lbs.
3	3.50	3	920-03500300-000	\$245.62	26
4	*4.50-4.80	4	920-04800400-100	316.91	35
4	4.50	4	920-04500400-000	318.19	35
4	4.80	4	920-04800400-000	315.89	35
6	*6.63-6.90	6	920-06900600-100	416.67	49
6	6.63	6	920-06630600-000	418.97	49
6	6.90	6	920-06900600-000	418.97	49
8	*8.63-9.05	8	920-09050800-100	447.47	62
8	8.63	8	920-08630800-000	450.20	62
8	9.05	8	920-09050800-000	444.41	62



RESTRAINTS



920 FLANGE-LOCK RESTRAINED FLANGE COUPLING ADAPTERS For PVC Pipe (Class D Flanges)



Nominal Size Inches	O.D. Range Inches	Nominal Flange Inches	Catalog Number	List Price Each	Approx. Wt. Lbs.
10	*10.75-11.10	10	920-11101000-100	747.30	86
10	10.75	10	920-10751000-000	761.16	86
10	11.10	10	920-11101000-000	744.35	86
12	*12.75-13.20	12	920-13201200-100	\$992.71	113
12	12.75	12	920-12751200-000	1,004.35	113
12	13.20	12	920-13201200-000	1,004.20	130
14	15.30	14	920-15301400-000	1,186.77	136
16	17.40	16	920-17401600-000	1,434.42	165
18	19.50	18	920-19501800-000	1,581.05	178
20	21.60	20	920-21602000-000	1,951.45	209
24	25.80	24	920-25802400-000	2,381.47	268
30	32.00	30	920-32003000-000	5,622.75	566
36	38.30	36	920-38303600-000	7,658.19	752

911, 920 and 923 - Flexi-Coat Epoxy Coating (Continued)

920 Restraint FCA for PVC Pipe - Class D Flange**

*Utilizes Multi-Seal Gasket.



RESTRAINTS



923 FLANGE-LOCK FLANGED COUPLING ADAPTER BODIES



923 FCA-Body Only-works with either 111 or 120 Cam Lock™ - Class D Flange**

Nominal Size Inches	O.D. Range Inches	Nominal Flange Inches	Catalog Number	List Price Each	Approx. Wt. Each Lbs.
3	3.50-3.96	3	923-00000300-000	\$177.66	38
4	4.50-4.80	4	923-00000400-000	240.65	49
6	6.63-6.90	6	923-00000600-000	313.32	55
8	8.63-9.05	8	923-00000800-000	325.79	60
10	10.75-11.10	10	923-00001000-000	554.73	69
12	13.20	12	923-00001200-000	823.28	73
14	15.30	14	923-00001400-000	878.13	80
16	17.40	16	923-00001600-000	1,051.14	97
18	19.50	18	923-00001800-000	1,117.55	104
20	21.60	20	923-00002000-000	1,388.99	122
24	25.80	24	923-00002400-000	1,730.78	157
30	32.00	30	923-00003000-000	3,614.63	275
36	38.30	36	923-00003600-000	5,120.72	383
42	44.50	42	923-00004200-000	7,463.54	506
48	50.80	48	923-00004800-000	11,111.63	593

Other sleeve lengths available. Reducing styles available.

**300 lb. flange, metric and other flanges available.



907 RESTRAINT PLATES (Three Hole Triangular of Carbon Steel)

FLANGE SIZE INCHES	RECOMMENDED TIE-ROD QUANTITY MAXIMUM PRESSURE					"T" = LUG THICKNESS INCHES	TIE-ROD SIZE INCHES	"D" = LUG DIAMETER INCHES	CATALOG NUMBER EACH LUG	List Price		APPROX. WEIGHT LBS.
	50	100	150	200	250					EPOXY COATED	BARE	
										000	-001	
4	2	2	2	2	2	0.50	0.63	6.19	907-04000001	\$61.86	\$58.47	2
6	2	2	2	2	2	0.50	0.63	7.43	907-06000001	61.86	58.47	3
8	2	2	2	2	2	0.50	0.63	10.25	907-08000001	61.86	58.47	4
10	2	2	2	3	3	0.63	0.63	12.50	907-10000101	73.10	69.72	5
12	2	2	3	3	4	0.63	0.63	15.25	907-12000101	73.10	69.72	6
14	2	2	3	3	4	0.75	0.75	16.75	907-14000202	86.59	83.21	6
16	2	2	2	2	3	0.75	1.00	19.25	907-16000204	88.84	85.47	7
18	2	2	2	3	4	1.00	1.00	20.62	907-18000404	123.70	120.33	9
20	2	2	3	3	4	1.00	1.00	22.88	907-20000404	123.70	120.33	10
24	2	2	2	3	4	1.00	1.25	27.12	907-24000406	129.33	127.07	11
30	2	2	3	4	6	1.25	1.25	33.62	907-30000606	196.80	193.42	14
36	2	3	5	6	8	1.25	1.25	40.00	907-36000606	196.80	193.42	16
42	2	4	6	8	10	1.25	1.25	46.75	907-42000606	196.80	193.42	20
48	2	4	6	8	9	1.50	1.50	53.25	907-48000808	281.14	277.77	22

ASTM A36 or ASTM A283 Grade C.

Other materials, coatings, thicknesses and rod size combinations available upon request.

Note 1: CAUTION: Check lug diameter for clearance over the flange hub. Some threaded flanges have large diameter hubs which may cause interference.

Note 2: It is recommended that the Tie Rods be symmetrically spaced around the flange bolt circle.

Part number example: 24 inch flange = 907-24000406-000.



RESTRAINTS

TIE RODS AND NUTS (Recommended for use with 907 Restraint plates)

Recommended for use with Smith-Blair 907 Restraint Plates.

TIE ROD AND NUT SETS ALLOY STEEL ALL THREAD SET = 1 ROD AND 4 NUTS						
Size UNC	18"		24"		30"	
	Catalog Number	List Price	Catalog Number	List Price	Catalog Number	List Price
5/8	101-00090040-404	\$20.17	101-00090874-404	\$21.83	101-00090684-404	\$24.99
3/4	101-00090720-404	25.40	101-00090857-404	34.14	101-00090858-404	40.03
1	101-00090739-404	58.25	101-00090480-404	66.78	101-00090862-404	75.35
1 1/4	101-00090865-404	93.77	101-00090866-404	107.53	101-00090867-404	120.70
1 1/2	101-00090870-404	115.13	101-00090721-404	136.23	101-00090871-404	156.69

TIE ROD AND NUT SETS ALLOY STEEL ALL THREAD SET = 1 ROD AND 4 NUTS						
Size UNC	36"		42"		48"	
	Catalog Number	List Price	Catalog Number	List Price	Catalog Number	List Price
5/8	101-00090541-404	\$29.86	101-00090855-404	\$35.05	101-00090856-404	\$37.46
3/4	101-00090859-404	45.86	101-00090860-404	51.75	101-00090861-404	57.59
1	101-00090852-404	83.70	101-00090863-404	92.54	101-00090864-404	100.78
1 1/4	101-00090828-404	135.00	101-00090868-404	148.76	101-00090869-404	162.41
1 1/2	101-00090872-404	177.25	101-00090873-404	197.39	101-00090407-404	215.65

Standard Material

Rods - Alloy steel per ASTM A193 Grade B7

Nuts - Low alloy steel heavy hex per ANSI A21.11 AWWA C 111

Other rod materials and rod size combinations available upon request.



CLAMPS



221 FULL CIRCLE REPAIR CLAMPS Single Band, Low Pressure (5" width only)

Nominal Size Inches	O.D. Range Inches	Width Inches	With Low Alloy Bolts & Nuts		With 304 Stainless Steel Bolts & Nuts		Approx. Weight lbs.
			Catalog Number	List Price	Catalog Number	List Price	
2	2.35 - 2.63	5	221-00023805-000	\$94.61	221-00023805-001	\$118.53	6
2 1/4-2 1/2	2.70 - 3.00	5	221-00027505-000	101.89	221-00027505-001	125.84	6
3	2.97-3.25	5	221-00030005-000	104.66	221-00027505-001	128.57	6
3	3.46-3.70	5	221-00035005-000	106.55	221-00035005-001	130.37	7
3-4	3.73-4.00	5	221-00037505-000	110.23	221-00037505-001	134.02	7
3-4	3.96-4.25	5	221-00040005-000	111.73	221-00040005-001	136.99	7
4	4.45 - 4.73	5	221-00045005-000	113.14	221-00045005-001	137.75	7
4	4.74 - 5.14	5	221-00048005-000	114.53	221-00048005-001	138.25	7
4-5	4.95 - 5.35	5	221-00050005-000	115.92	221-00050005-001	139.69	7
4-5	5.22 - 5.62	5	221-00052505-000	117.37	221-00052505-001	141.13	7
6	5.95 - 6.3	5	221-00060005-000	118.76	221-00060005-001	142.50	8
6	6.56 - 6.96	5	221-00066305-000	121.39	221-00066305-001	145.04	8
6	6.84 - 7.24	5	221-00069005-000	125.27	221-00069005-001	148.90	8
6	7.05 - 7.45	5	221-00071005-000	132.07	221-00071005-001	153.08	8
6	7.45 - 7.85	5	221-00074505-000	135.20	221-00074505-001	158.76	8
8	7.95 - 8.35	5	221-00080005-000	140.00	221-00080005-001	163.46	8
8	8.54 - 8.94	5	221-00086305-000	145.60	221-00086305-001	169.03	9
8	8.99 - 9.39	5	221-00090505-000	151.24	221-00090505-001	174.57	9
8	9.27 - 9.67	5	221-00094005-000	158.47	221-00094005-001	181.77	9
8-10	9.70 - 10.10	5	221-00100005-000	171.64	221-00100005-001	194.72	9
8-10	10.10 - 10.50	5	221-00102005-000	184.75	221-00102005-001	207.80	9
10	10.64 - 11.04	5	221-00107505-000	197.86	221-00107505-001	220.76	10
10	11.04 - 11.44	5	221-00111005-000	204.38	221-00111005-001	227.21	10
10	11.34 - 11.74	5	221-00114005-000	206.73	221-00114005-001	229.50	10
10	11.75 - 12.15	5	221-00117505-000	208.82	221-00117505-001	231.61	10
10-12	12.00 - 12.40	5	221-00120005-000	212.36	221-00120005-001	234.01	10
12	12.62 - 13.02	5	221-00127505-000	219.26	221-00127505-001	241.90	10
12	13.10 - 13.50	5	221-00132005-000	226.64	221-00132005-001	249.17	10
12	13.40 - 13.80	5	221-00134005-000	228.47	221-00134005-001	251.01	10
12-14	13.70 - 14.10	5	221-00137005-000	232.28	221-00137005-001	254.80	11
12-14	14.00 - 14.40	5	221-00140005-000	236.11	221-00140005-001	258.58	11



CLAMPS



226 FULL CIRCLE REPAIR CLAMPS Single Band

Nominal Size Inches	O.D. Range Inches	Width Inches	With Low Alloy Bolts & Nuts		With 304 Stainless Steel Bolts & Nuts		Approx. Weight lbs.
			Catalog Number	List Price	Catalog Number	List Price	
2	2.35 - 2.63	7.5	226-00023807-000	\$103.55	226-00023807-001	\$133.05	9
		10	226-00023810-000	156.05	226-00023810-001	188.31	12
		13	226-00023812-000	183.80	226-00023812-001	217.26	15
		15	226-00023815-000	211.42	226-00023815-001	246.79	18
2 1/4-2 1/2	2.70 - 3.00	7.5	226-00027507-000	112.46	226-00027507-001	141.79	9
		10	226-00027510-000	166.54	226-00027510-001	198.90	12
		12.5	226-00027512-000	193.63	226-00027512-001	226.79	15
		15	226-00027515-000	226.55	226-00027515-001	260.68	18
3	2.97-3.25	7.5	226-00030007-000	120.13	226-00030007-001	149.89	10
		10.0	226-00030010-000	171.09	226-00030010-001	203.33	12
		12.5	226-00030012-000	199.66	226-00030012-001	233.31	15
		15	226-00030015-000	234.47	226-00030015-001	299.18	18
3	3.46 - 3.70	7.5	226-00035007-000	123.04	226-00035007-001	154.82	10
		10	226-00035010-000	174.11	226-00035010-001	208.28	13
		12.5	226-00035012-000	204.14	226-00035012-001	239.24	16
		15	226-00035015-000	242.35	226-00035015-001	276.32	18
3-4	3.73 - 4.00	7.5	226-00037507-000	126.04	226-00037507-001	157.68	9
		10.0	226-00037510-000	180.20	226-00037510-001	214.49	13
		12.5	226-00037512-000	210.08	226-00037512-001	248.94	16
		15	226-00037515-000	250.27	226-00037515-001	286.73	18
3-4	3.96 - 4.25	7.5	226-00040007-000	130.55	226-00040007-001	162.41	10
		10	226-00040010-000	186.15	226-00040010-001	220.74	13
		12.5	226-00040012-000	221.77	226-00040012-001	258.05	16
		15	226-00040015-000	258.16	226-00040015-001	294.54	18
4	4.45 - 4.73	7.5	226-00045007-000	135.14	226-00045007-001	167.37	10
		10	226-00045010-000	188.30	226-00045010-001	225.76	13
		12.5	226-00045012-000	228.17	226-00045012-001	264.86	17
		15	226-00045015-000	266.03	226-00045015-001	302.39	19
4	4.74 - 5.14	7.5	226-00048007-000	139.88	226-00048007-001	178.92	11
		10	226-00048010-000	189.15	226-00048010-001	246.27	15
		12.5	226-00048012-000	229.24	226-00048012-001	289.23	18
		15	226-00048015-000	276.53	226-00048015-001	356.77	21
		20	226-00048020-000	371.39	226-00048020-001	488.23	28
		25	226-00048025-000	466.27	226-00048025-001	606.26	35
4-5	4.95 - 5.35	30	226-00048030-000	571.99	226-00048030-001	735.00	41
		7.5	226-00050007-000	141.37	226-00050007-001	183.23	11
		10	226-00050010-000	191.80	226-00050010-001	250.02	14
		12.5	226-00050012-000	241.28	226-00050012-001	311.19	17
		15	226-00050015-000	279.23	226-00050015-001	362.16	21
		20	226-00050020-000	379.52	226-00050020-001	493.58	28
		25	226-00050025-000	474.40	226-00050025-001	611.61	35
		30	226-00050030-000	580.78	226-00050030-001	741.39	42

For use with HDPE, always use spring washers. See page 27 for details.



CLAMPS



226 FULL CIRCLE REPAIR CLAMPS Single Band

Nominal Size Inches	O.D. Range Inches	Width Inches	With Low Alloy Bolts & Nuts		With 304 Stainless Steel Bolts & Nuts		Approx. Weight lbs.
			Catalog Number	List Price	Catalog Number	List Price	
4-5	5.22 - 5.62	7.5	226-00052507-000	143.15	226-00052507-001	185.40	11
		10	226-00052510-000	195.73	226-00052510-001	254.02	15
		12.5	226-00052512-000	246.69	226-00052512-001	316.53	18
		15	226-00052515-000	281.95	226-00052515-001	370.19	22
		20	226-00052520-000	387.60	226-00052520-001	498.95	29
		25	226-00052525-000	482.54	226-00052525-001	622.37	36
		30	226-00052530-000	582.86	226-00052530-001	747.22	43
6	5.95 - 6.35	7.5	226-00060007-000	\$146.99	226-00060007-001	\$202.29	11
		10	226-00060010-000	220.12	226-00060010-001	272.53	15
		12.5	226-00060012-000	255.36	226-00060012-001	321.93	18
		15	226-00060015-000	290.82	226-00060015-001	356.99	22
		20	226-00060020-000	444.69	226-00060020-001	535.14	30
		25	226-00060025-000	520.33	226-00060025-001	661.43	37
6	6.56 - 6.96	30	226-00060030-000	624.26	226-00060030-001	789.89	45
		7.5	226-00066307-000	161.51	226-00066307-001	203.90	12
		10	226-00066310-000	222.55	226-00066310-001	278.46	16
		12.5	226-00066312-000	260.24	226-00066312-001	331.00	19
		15	226-00066315-000	292.86	226-00066315-001	386.30	23
		20	226-00066320-000	438.43	226-00066320-001	557.99	31
6	6.84 - 7.24	25	226-00066325-000	531.34	226-00066325-001	673.32	38
		30	226-00066330-000	631.65	226-00066330-001	799.38	45
		7.5	226-00069007-000	165.08	226-00069007-001	208.46	12
		10	226-00069010-000	223.91	226-00069010-001	283.54	16
		12.5	226-00069012-000	264.04	226-00069012-001	335.31	20
		15	226-00069015-000	306.84	226-00069015-001	391.02	23
6	7.05 - 7.45	20	226-00069020-000	444.61	226-00069020-001	563.38	31
		25	226-00069025-000	542.19	226-00069025-001	684.05	38
		30	226-00069030-000	647.89	226-00069030-001	815.48	46
		7.5	226-00071007-000	167.56	226-00071007-001	211.40	12
		10	226-00071010-000	226.34	226-00071010-001	287.03	16
		12.5	226-00071012-000	268.36	226-00071012-001	340.73	20
6	7.45 - 7.85	15	226-00071015-000	310.83	226-00071015-001	383.53	23
		20	226-00071020-000	452.73	226-00071020-001	576.77	31
		25	226-00071025-000	547.64	226-00071025-001	689.41	39
		30	226-00071030-000	653.31	226-00071030-001	820.82	47
		7.5	226-00074507-000	171.87	226-00074507-001	215.46	13
		10	226-00074510-000	233.16	226-00074510-001	292.39	16
6	7.45 - 7.85	12.5	226-00074512-000	275.99	226-00074512-001	348.72	20
		15	226-00074515-000	318.78	226-00074515-001	398.81	24
		20	226-00074520-000	466.24	226-00074520-001	584.79	32
		25	226-00074525-000	558.45	226-00074525-001	709.50	40
		30	226-00074530-000	661.46	226-00074530-001	831.62	48

For use with HDPE, always use spring washers. See page 27 for details.



CLAMPS



226 FULL CIRCLE REPAIR CLAMPS Single Band

Nominal Size Inches	O.D. Range Inches	Width Inches	With Low Alloy Bolts & Nuts		With 304 Stainless Steel Bolts & Nuts		Approx. Weight lbs.
			Catalog Number	List Price	Catalog Number	List Price	
8	7.95 - 8.35	7.5	226-00080007-000	182.83	226-00080007-001	227.68	13
		10	226-00080010-000	246.95	226-00080010-001	308.88	16
		12.5	226-00080012-000	292.82	226-00080012-001	366.25	21
		15	226-00080015-000	338.82	226-00080015-001	426.51	25
		20	226-00080020-000	491.64	226-00080020-001	612.23	33
		25	226-00080025-000	588.33	226-00080025-001	735.22	35
		30	226-00080030-000	695.98	226-00080030-001	869.15	49
8	8.54 - 8.94	7.5	226-00086307-000	191.39	226-00086307-001	237.76	13
		10	226-00086310-000	257.73	226-00086310-001	319.78	17
		12.5	226-00086312-000	306.86	226-00086312-001	382.63	21
		15	226-00086315-000	365.98	226-00086315-001	453.36	26
		20	226-00086320-000	513.77	226-00086320-001	634.10	34
		25	226-00086325-000	610.45	226-00086325-001	759.80	43
		30	226-00086330-000	715.31	226-00086330-001	923.81	51
8	8.99 - 9.39	7.5	226-00090507-000	197.49	226-00090507-001	243.23	13
		10	226-00090510-000	261.31	226-00090510-001	322.51	18
		12.5	226-00090512-000	316.24	226-00090512-001	390.88	22
		15	226-00090515-000	376.83	226-00090515-001	469.46	26
		20	226-00090520-000	522.05	226-00090520-001	645.05	34
		25	226-00090525-000	624.26	226-00090525-001	770.73	43
		30	226-00090530-000	734.75	226-00090530-001	940.19	51
8	9.27 - 9.67	7.5	226-00094007-000	\$201.85	226-00094007-001	\$248.75	13
		10	226-00094010-000	271.53	226-00094010-001	333.45	17
		12.5	226-00094012-000	323.19	226-00094012-001	399.06	22
		15	226-00094015-000	382.24	226-00094015-001	476.97	26
		20	226-00094020-000	541.33	226-00094020-001	664.14	34
		25	226-00094025-000	638.03	226-00094025-001	784.48	44
		30	226-00094030-000	759.55	226-00094030-001	953.89	52
8-10	9.70 - 10.10	7.5	226-00100007-000	215.33	226-00100007-001	258.15	14
		10	226-00100010-000	294.84	226-00100010-001	354.29	18
		12.5	226-00100012-000	351.16	226-00100012-001	417.63	22
		15	226-00100015-000	429.63	226-00100015-001	513.72	27
		20	226-00100020-000	575.43	226-00100020-001	685.81	35
		25	226-00100025-000	626.60	226-00100025-001	784.53	44
		30	226-00100030-000	856.73	226-00100030-001	1,024.99	53
10	10.64 - 11.04	7.5	226-00107507-000	235.33	226-00107507-001	268.28	14
		10	226-00107510-000	314.57	226-00107510-001	372.00	19
		12.5	226-00107512-000	365.76	226-00107512-001	440.33	23
		15	226-00107515-000	467.99	226-00107515-001	556.77	27
		20	226-00107520-000	626.61	226-00107520-001	744.01	36
		25	226-00107525-000	685.43	226-00107525-001	865.52	45
		30	226-00107530-000	936.02	226-00107530-001	1,108.42	55

For use with HDPE, always use spring washers. See page 27 for details.



CLAMPS



226 FULL CIRCLE REPAIR CLAMPS Single Band

Nominal Size Inches	O.D. Range Inches	Width Inches	With Low Alloy Bolts & Nuts		With 304 Stainless Steel Bolts & Nuts		Approx. Weight lbs.
			Catalog Number	List Price	Catalog Number	List Price	
10	11.04 - 11.44	7.5	226-00111007-000	240.37	226-00111007-001	280.89	14
		10	226-00111010-000	324.77	226-00111010-001	377.07	19
		12.5	226-00111012-000	373.37	226-00111012-001	447.93	23
		15	226-00111015-000	470.55	226-00111015-001	566.82	28
		20	226-00111020-000	629.10	226-00111020-001	764.30	37
		25	226-00111025-000	705.83	226-00111025-001	911.07	46
		30	226-00111030-000	956.43	226-00111030-001	1,133.74	55
10	11.34 - 11.74	7.5	226-00114007-000	240.37	226-00114007-001	286.01	15
		10	226-00114010-000	332.46	226-00114010-001	384.70	19
		12.5	226-00114012-000	388.73	226-00114012-001	458.03	24
		15	226-00114015-000	480.81	226-00114015-001	592.18	28
		20	226-00114020-000	652.16	226-00114020-001	774.41	38
		25	226-00114025-000	728.90	226-00114025-001	936.36	47
10	11.75 - 12.15	30	226-00114030-000	961.62	226-00114030-001	1,136.32	57
		7.5	226-00117507-000	245.48	226-00117507-001	291.03	15
		10	226-00117510-000	335.02	226-00117510-001	387.18	20
		12.5	226-00117512-000	396.43	226-00117512-001	468.22	24
		15	226-00117515-000	497.67	226-00117515-001	597.25	28
		20	226-00117520-000	659.81	226-00117520-001	782.00	38
10	11.75 - 12.15	25	226-00117525-000	762.09	226-00117525-001	964.20	48
		30	226-00117530-000	984.62	226-00117530-001	1,138.81	57
		7.5	226-00120007-000	250.60	226-00120007-001	296.06	15
		10	226-00120010-000	337.58	226-00120010-001	397.32	20
		12.5	226-00120012-000	424.32	226-00120012-001	475.80	25
		15	226-00120015-000	501.30	226-00120015-001	787.07	29
10-12	12.00 - 12.40	20	226-00120020-000	667.47	226-00120020-001	787.07	39
		25	226-00120025-000	782.60	226-00120025-001	976.86	49
		30	226-00120030-000	994.90	226-00120030-001	1,143.88	59
		7.5	226-00127507-000	263.42	226-00127507-001	311.29	16
		10	226-00127510-000	345.26	226-00127510-001	410.00	20
		12.5	226-00127512-000	430.34	226-00127512-001	498.53	25
12	12.62 - 13.02	15	226-00127515-000	526.85	226-00127515-001	609.90	29
		20	226-00127520-000	693.03	226-00127520-001	809.80	39
		25	226-00127525-000	823.53	226-00127525-001	1,012.28	50
		30	226-00127530-000	1,056.22	226-00127530-001	1,209.67	60
		7.5	226-00132007-000	\$271.11	226-00132007-001	\$316.38	17
12	13.10-13.50	10	226-00132010-000	360.58	226-00132010-001	422.63	21
		12.5	226-00132012-000	436.33	226-00132012-001	513.72	25
		15	226-00132015-000	542.19	226-00132015-001	630.14	29
		20	226-00132020-000	716.12	226-00132020-001	837.65	40
		25	226-00132025-000	836.30	226-00132025-001	1,042.64	51
		30	226-00132030-000	1,084.36	226-00132030-001	1,224.84	61

For use with HDPE, always use spring washers.



CLAMPS



226 FULL CIRCLE REPAIR CLAMPS Single Band

Nominal Size Inches	O.D. Range Inches	Width Inches	With Low Alloy Bolts & Nuts		With 304 Stainless Steel Bolts & Nuts		Approx. Weight lbs.
			Catalog Number	List Price	Catalog Number	List Price	
12	13.40 - 13.80	7.5	226-00134007-000	276.21	226-00134007-001	318.85	18
		10	226-00134010-000	363.14	226-00134010-001	427.71	21
		12.5	226-00134012-000	439.88	226-00134012-001	521.34	27
		15	226-00134015-000	549.85	226-00134015-001	637.76	32
		20	226-00134020-000	721.19	226-00134020-001	847.81	42
		25	226-00134025-000	854.19	226-00134025-001	1,052.74	53
		30	226-00134030-000	1,099.69	226-00134030-001	1,240.05	64
12-14	13.70 - 14.10	7.5	226-00137007-000	281.31	226-00137007-001	328.98	18
		10	226-00137010-000	368.30	226-00137010-001	432.76	22
		12.5	226-00137012-000	447.56	226-00137012-001	536.50	28
		15	226-00137015-000	560.11	226-00137015-001	657.98	34
		20	226-00137020-000	736.50	226-00137020-001	860.45	45
		25	226-00137025-000	874.66	226-00137025-001	1,062.92	56
		30	226-00137030-000	1,120.14	226-00137030-001	1,250.21	67
12-14	14.00 - 14.40	7.5	226-00140007-000	286.47	226-00140007-001	339.14	19
		10	226-00140010-000	373.38	226-00140010-001	442.87	23
		12.5	226-00140012-000	455.20	226-00140012-001	541.58	29
		15	226-00140015-000	567.74	226-00140015-001	668.14	35
		20	226-00140020-000	746.77	226-00140020-001	873.10	46
		25	226-00140025-000	895.08	226-00140025-001	1,075.56	58
		30	226-00140030-000	1,138.07	226-00140030-001	1,265.37	69

For use with HDPE, always use spring washers. See below for details.

List Price Adder For 304 Stainless Steel Spring Washers When Clamp Used on HDPE Pipe				
Clamp Width	Number of Bolts	List Price Each	Number of Washers	Total
7 1/2	3	7.46	6	\$47.00
10	4	7.46	8	62.66
12 1/2	5	7.46	10	78.33
15	6	7.46	12	94.00
20	8	7.46	16	125.33
25	10	7.46	20	156.66
30	12	7.46	24	187.99
Part Number 000-00150115-002				

*NOTE: For use with Smith-Blair approved clamps only.

Example of part number with washers - 226-10023807-000

Electrical Connectivity Strips

Clamp Width Inches	List Add On
7.5	\$48.10
10	
15	
20	\$58.54
25	
30	

Copper electrical strips are available for most 200 series Full Circle Clamps. Factory installed conductor strips are glued between gasket and the stainless steel band with contact buttons protruding through specially prepared gaskets to accommodate electrical thawing of frozen pipelines. When ordering, change the first digit of the last three digits to a 7.

Example:

XXX-XXXXXX-700 — Conductor strips with low alloy

XXX-XXXXXX-701 — Conductor strips with stainless steel bolts



CLAMPS



227 FULL CIRCLE REPAIR CLAMPS Double Band

Nominal Size Inches	O.D. Range Inches	Width Inches	With Low Alloy Bolts & Nuts		With 304 Stainless Steel Bolts & Nuts		Approx. Weight lbs.
			Catalog Number	List Price	Catalog Number	List Price	
3	3.49 - 4.29	7.5	227-00035007-000	\$177.61	227-00035007-001	\$250.58	19
		10	227-00035010-000	216.59	227-00035010-001	331.00	24
		12.5	227-00035012-000	282.70	227-00035012-001	376.55	30
		15	227-00035015-000	348.83	227-00035015-001	492.73	36
		20	227-00035020-000	562.62	227-00035020-001	734.93	49
		30	227-00035030-000	694.90	227-00035030-001	971.53	72
4	4.44 - 5.24	7.5	227-00045007-000	191.68	227-00045007-001	279.02	20
		10	227-00045010-000	255.10	227-00045010-001	375.57	26
		12.5	227-00045012-000	303.10	227-00045012-001	423.89	32
		15	227-00045015-000	379.52	227-00045015-001	557.99	37
		20	227-00045020-000	569.29	227-00045020-001	839.64	51
		30	227-00045030-000	759.07	227-00045030-001	1,110.52	74
4	4.74 - 5.57	7.5	227-00048007-000	196.25	227-00048007-001	281.70	20
		10	227-00048010-000	259.48	227-00048010-001	378.23	26
		12.5	227-00048012-000	306.34	227-00048012-001	456.04	32
		15	227-00048015-000	390.40	227-00048015-001	576.77	39
		20	227-00048020-000	582.86	227-00048020-001	847.68	50
		30	227-00048030-000	780.73	227-00048030-001	1,121.30	75
6	6.62 - 7.42	7.5	227-00066307-000	223.08	227-00066307-001	311.19	21
		10	227-00066310-000	287.36	227-00066310-001	407.78	27
		12.5	227-00066312-000	333.43	227-00066312-001	490.91	34
		15	227-00066315-000	441.89	227-00066315-001	600.90	40
		20	227-00066320-000	596.42	227-00066320-001	858.41	54
		30	227-00066330-000	883.74	227-00066330-001	1,207.17	78
6	6.84 - 7.64	7.5	227-00069007-000	227.69	227-00069007-001	313.87	20
		10	227-00069010-000	292.85	227-00069010-001	413.12	27
		12.5	227-00069012-000	341.59	227-00069012-001	496.27	34
		15	227-00069015-000	442.50	227-00069015-001	638.45	40
		20	227-00069020-000	607.26	227-00069020-001	869.15	54
		30	227-00069030-000	910.90	227-00069030-001	1,233.96	79
8	8.62 - 9.42	7.5	227-00086307-000	\$252.14	227-00086307-001	\$340.73	22
		10	227-00086310-000	317.15	227-00086310-001	442.62	30
		12.5	227-00086312-000	374.10	227-00086312-001	528.49	36
		15	227-00086315-000	498.78	227-00086315-001	686.74	43
		20	227-00086320-000	664.18	227-00086320-001	885.26	57
		30	227-00086330-000	1,003.07	227-00086330-001	1,260.81	85



CLAMPS



227 FULL CIRCLE REPAIR CLAMPS Double Band

Nominal Size Inches	O.D. Range Inches	Width Inches	With Low Alloy Bolts & Nuts		With 304 Stainless Steel Bolts		Approx. Weight lbs.
			Catalog Number	List Price	Catalog Number	List Price	
8	8.99 - 9.79	7.5	227-00090507-000	257.52	227-00090507-001	351.40	22
		10	227-00090510-000	325.30	227-00090510-001	450.68	30
		12.5	227-00090512-000	379.52	227-00090512-001	536.52	37
		15	227-00090515-000	503.16	227-00090515-001	702.81	43
		20	227-00090520-000	672.29	227-00090520-001	887.91	59
		30	227-00090530-000	1,008.90	227-00090530-001	1,319.83	86
10	10.75 - 11.55	10	227-00107510-000	425.62	227-00107510-001	619.66	32
		15	227-00107515-000	637.09	227-00107515-001	906.69	48
		20	227-00107520-000	851.24	227-00107520-001	1,188.38	64
		30	227-00107530-000	1,274.13	227-00107530-001	1,770.53	95
10	11.10 - 11.90	10	227-00111010-000	432.74	227-00111010-001	630.39	34
		15	227-00111015-000	653.33	227-00111015-001	914.75	48
		20	227-00111020-000	867.45	227-00111020-001	1,204.53	65
		30	227-00111030-000	1,301.27	227-00111030-001	1,810.73	98
10	11.60 - 12.40	10	227-00116010-000	455.43	227-00116010-001	659.91	34
		15	227-00116015-000	677.75	227-00116015-001	938.90	49
		20	227-00116020-000	894.60	227-00116020-001	1,255.41	66
		30	227-00116030-000	1,355.45	227-00116030-001	1,861.71	99
12	12.75 - 13.55	15	227-00127510-000	477.14	227-00127510-001	670.66	33
		15	227-00127515-000	713.79	227-00127515-001	952.28	51
		20	227-00127520-000	954.25	227-00127520-001	1,266.17	65
		30	227-00127530-000	1,423.19	227-00127530-001	1,880.45	99
12	13.20 - 14.00	10	227-00132010-000	482.52	227-00132010-001	678.15	35
		15	227-00132015-000	715.68	227-00132015-001	963.03	50
		20	227-00132020-000	956.91	227-00132020-001	1,276.86	67
		30	227-00132030-000	1,431.35	227-00132030-001	1,904.64	100
12	13.65 - 14.45	10	227-00136510-000	487.97	227-00136510-001	694.77	35
		15	227-00136515-000	726.52	227-00136515-001	987.17	52
		20	227-00136520-000	965.04	227-00136520-001	1,301.06	68
		30	227-00136530-000	1,450.35	227-00136530-001	1,931.41	102

For use on HDPE spring washers are required



CLAMPS



228 FULL CIRCLE REPAIR CLAMPS Double Band For Large Diameter Pipe

O.D. Range Inches	Width Inches	With Low Alloy Bolts & Nuts		With 304 Stainless Steel Bolts & Nuts		Approx. Weight lbs.
		Catalog Number	List Price	Catalog Number	List Price	
14.38 - 15.13	10	228-20143810-000	\$705.64	228-20143810-001	\$1,007.91	36
	15	228-20143815-000	1,018.68	228-20143815-001	1,463.70	53
	20	228-20143820-000	1,381.45	228-20143820-001	1,970.20	71
	30	228-20143830-000	2,082.12	228-20143830-001	2,975.57	106
15.07 - 15.82	10	228-20150710-000	740.37	228-20150710-001	1,040.83	38
	15	228-20150715-000	1,065.90	228-20150715-001	1,516.89	55
	20	228-20150720-000	1,441.07	228-20150720-001	2,039.86	71
	30	228-20150730-000	2,181.49	228-20150730-001	3,081.90	107
15.92 - 16.67	10	228-20159210-000	755.31	228-20159210-001	1,061.07	39
	15	228-20159215-000	1,085.81	228-20159215-001	1,542.23	56
	20	228-20159220-000	1,473.37	228-20159220-001	2,074.03	74
	30	228-20159230-000	2,228.66	228-20159230-001	3,135.06	149
16.56 - 17.31	10	228-20165610-000	770.22	228-20165610-001	1,073.73	40
	15	228-20165615-000	1,108.16	228-20165615-001	1,562.48	57
	20	228-20165620-000	1,500.70	228-20165620-001	2,104.40	77
	30	228-20165630-000	2,273.42	228-20165630-001	3,178.17	118
17.15 - 17.90	10	228-20171510-000	782.66	228-20171510-001	1,088.93	40
	15	228-20171515-000	1,125.53	228-20171515-001	1,582.75	58
	20	228-20171520-000	1,528.02	228-20171520-001	2,132.30	74
	30	228-20171530-000	2,310.67	228-20171530-001	3,218.63	152
17.82 - 18.57	10	228-20178210-000	795.10	228-20178210-001	1,104.16	40
	15	228-20178215-000	1,145.40	228-20178215-001	1,600.53	58
	20	228-20178220-000	1,552.87	228-20178220-001	2,157.58	78
	30	228-20178230-000	2,329.30	228-20178230-001	3,261.71	120
18.46 - 19.21	10	228-20184610-000	810.57	228-20184610-001	1,119.34	42
	15	228-20184615-000	1,170.25	228-20184615-001	1,628.32	60
	20	228-20184620-000	1,580.20	228-20184620-001	2,190.50	78
	30	228-20184630-000	2,395.16	228-20184630-001	3,309.84	120
19.23 - 19.98	10	228-20192310-000	824.89	228-20192310-001	1,134.49	47
	15	228-20192315-000	1,187.60	228-20192315-001	1,648.58	60
	20	228-20192320-000	1,609.55	228-20192320-001	2,220.87	80
	30	228-20192330-000	2,434.88	228-20192330-001	3,350.76	121
19.90 - 20.65	10	228-20199010-000	839.78	228-20199010-001	1,152.25	43
	15	228-20199015-000	1,207.54	228-20199015-001	1,671.35	61
	20	228-20199020-000	1,637.36	228-20199020-001	2,248.77	81
	30	228-20199030-000	2,474.65	228-20199030-001	3,398.07	122
20.70 - 21.45	10	228-20207010-000	869.60	228-20207010-001	1,167.40	44
	15	228-20207015-000	1,234.85	228-20207015-001	1,696.74	63
	20	228-20207020-000	1,669.69	228-20207020-001	2,289.25	84
	30	228-20207030-000	2,531.83	228-20207030-001	3,456.68	127
21.52 - 22.27	10	228-20215210-000	872.08	228-20215210-001	1,187.72	46
	15	228-20215215-000	1,257.20	228-20215215-001	1,724.56	65
	20	228-20215220-000	1,704.42	228-20215220-001	2,322.17	87
	30	228-20215230-000	2,579.03	228-20215230-001	3,507.34	131
22.12 - 22.87	10	228-20221210-000	889.46	228-20221210-001	1,202.89	47
	15	228-20221215-000	1,279.60	228-20221215-001	1,744.83	67
	20	228-20221220-000	1,731.74	228-20221220-001	2,350.04	89
	30	228-20221230-000	2,621.28	228-20221230-001	3,550.40	135
22.90 - 23.65	10	228-20229010-000	904.40	228-20229010-001	1,218.05	48
	15	228-20229015-000	1,262.18	228-20229015-001	1,744.83	70
	20	228-20229020-000	1,764.09	228-20229020-001	2,385.46	92
	30	228-20229030-000	2,668.40	228-20229030-001	3,601.04	139



CLAMPS




228 FULL CIRCLE REPAIR CLAMPS

Triple Band For Large Diameter Pipe

O.D. Range Inches	Width Inches	With Low Alloy Bolts & Nuts		With 304 Stainless Steel Bolts & Nuts		Approx. Weight lbs.
		Catalog Number	List Price	Catalog Number	List Price	
23.28 - 24.38	10	228-30232810-000	\$1,466.96	228-30232810-001	\$1,967.57	73
	15	228-30232815-000	2,112.25	228-30232815-001	2,856.12	105
	20	228-30232820-000	2,742.32	228-30232820-001	3,862.73	128
	30	228-30232830-000	4,332.43	228-30232830-001	6,305.49	181
24.38 - 25.48	10	228-30243810-000	1,480.12	228-30243810-001	1,980.88	75
	15	228-30243815-000	2,130.65	228-30243815-001	2,872.20	108
	20	228-30243820-000	2,886.51	228-30243820-001	3,886.90	130
	30	228-30243830-000	4,366.60	228-30243830-001	6,334.98	185
25.70 - 26.80	10	228-30257010-000	1,493.28	228-30257010-001	1,994.42	78
	15	228-30257015-000	2,149.09	228-30257015-001	2,899.09	109
	20	228-30257020-000	2,915.46	228-30257020-001	3,916.41	132
	30	228-30257030-000	4,411.43	228-30257030-001	6,383.30	188
26.48 - 27.58	10	228-30264810-000	1,501.23	228-30264810-001	2,005.21	78
	15	228-30264815-000	2,164.90	228-30264815-001	2,907.11	112
	20	228-30264820-000	2,931.29	228-30264820-001	3,935.23	135
	30	228-30264830-000	4,435.11	228-30264830-001	6,410.11	188
27.65 - 28.75	10	228-30276510-000	1,588.15	228-30276510-001	2,099.11	82
	15	228-30276515-000	2,291.29	228-30276515-001	3,041.33	116
	20	228-30276520-000	3,099.81	228-30276520-001	4,112.38	140
	30	228-30276530-000	4,690.57	228-30276530-001	6,683.94	197
28.73 - 29.83	10	228-30287310-000	1,601.25	228-30287310-001	2,109.84	83
	15	228-30287315-000	2,304.47	228-30287315-001	3,079.26	118
	20	228-30287320-000	3,118.25	228-30287320-001	4,139.23	145
	30	228-30287330-000	4,722.14	228-30287330-001	6,716.18	201
29.62 - 30.72	10	228-30296210-000	1,606.52	228-30296210-001	2,123.35	85
	15	228-30296215-000	2,317.65	228-30296215-001	3,073.55	121
	20	228-30296220-000	3,139.34	228-30296220-001	4,160.71	147
	30	228-30296230-000	4,748.54	228-30296230-001	6,748.38	205



CLAMPS



229 FULL CIRCLE COLLAR LEAK CLAMPS

Single Band, For PVC Class 160 Solvent Weld Bells

Nominal Size Inches	O.D. Inches	Width Inches	Catalog Number	List Price	Approx. Weight lbs.
2	2.38	7.5	229-00023807-000	\$118.27	10
2	2.38	12.5	229-00023812-000	197.13	16
2 1/2	2.88	7.5	229-00028807-000	122.75	10
2 1/2	2.88	12.5	229-00028812-000	204.56	15
3	3.50	7.5	229-00035007-000	135.38	10
3	3.50	12.5	229-00035012-000	225.62	17
3 1/2	4.00	7.5	229-00040007-000	144.12	10
3 1/2	4.00	12.5	229-00040012-000	240.19	16
4	4.50	7.5	229-00045007-000	152.54	11
4	4.50	12.5	229-00045012-000	254.21	18
5	5.56	7.5	229-00055607-000	164.41	12
5	5.56	12.5	229-00055612-000	274.01	18
6	6.63	7.5	229-00066307-000	188.08	13
6	6.63	12.5	229-00066312-000	313.46	21
8	8.63	7.5	229-00086307-000	209.92	14
8	8.63	12.5	229-00086312-000	349.84	24
10	10.75	7.5	229-00107507-000	212.06	15
10	10.75	12.5	229-00107512-000	353.42	26
12	12.75	7.5	229-00127507-000	281.95	16
12	12.75	12.5	229-00127512-000	469.91	30



CLAMPS



238 FULL CIRCLE REPAIR CLAMPS

Tapped, Single Band, Alloy Bolts & Nuts

1 1/4", 1 1/2", and 2" NPT and 2" CC Taps

Nominal Size Inches	O.D. Range Inches	Width Inches	Catalog Number		List Price	Catalog Number		List Price	Approx. Weight lbs.
			1 1/4" NPT	1 1/2" NPT		2" NPT	2" CC		
4	4.45 - 4.73	7.5	238-00045007-010	238-00045007-012	\$224.24	238-00045007-014	238-00045007-015	\$245.41	10
		10	238-00045010-010	238-00045010-012	277.40	238-00045010-014	238-00045010-015	299.42	13
		12.5	238-00045012-010	238-00045012-012	317.27	238-00045012-014	238-00045012-015	338.44	13
		15	238-00045015-010	238-00045015-012	355.14	238-00045015-014	238-00045015-015	376.30	22
4	4.74 - 5.14	7.5	238-00048007-010	238-00048007-012	228.99	238-00048007-014	238-00048007-015	250.15	11
		10	238-00048010-010	238-00048010-012	277.40	238-00048010-014	238-00048010-015	298.57	15
		12.5	238-00048012-010	238-00048012-012	318.34	238-00048012-014	238-00048012-015	339.51	18
		15	238-00048015-010	238-00048015-012	365.63	238-00048015-014	238-00048015-015	386.80	22
6	6.56 - 6.96	7.5	238-00066307-010	238-00066307-012	250.65	238-00066307-014	238-00066307-015	271.81	12
		10	238-00066310-010	238-00066310-012	311.66	238-00066310-014	238-00066310-015	332.82	16
		12.5	238-00066312-010	238-00066312-012	349.36	238-00066312-014	238-00066312-015	370.51	19
		15	238-00066315-010	238-00066315-012	381.96	238-00066315-014	238-00066315-015	403.13	23
6	6.84 - 7.24	7.5	238-00069007-010	238-00069007-012	254.18	238-00069007-014	238-00069007-015	275.35	12
		10	238-00069010-010	238-00069010-012	313.03	238-00069010-014	238-00069010-015	334.18	16
		12.5	238-00069012-011	238-00069012-012	353.16	238-00069012-014	238-00069012-015	374.31	20
		15	238-00069015-010	238-00069015-012	395.94	238-00069015-014	238-00069015-015	417.11	23
8	8.54 - 8.94	7.5	238-00086307-010	238-00086307-012	280.50	238-00086307-014	238-00086307-015	301.67	13
		10	238-00086310-010	238-00086310-012	346.84	238-00086310-014	238-00086310-015	368.00	17
		12.5	238-00086312-010	238-00086312-012	396.60	238-00086312-014	238-00086312-015	417.13	22
		15	238-00086315-010	238-00086315-012	455.08	238-00086315-014	238-00086315-015	476.24	25
8	8.99 - 9.39	7.5	238-00090507-010	238-00090507-012	286.61	238-00090507-014	238-00090507-015	307.77	13
		10	238-00090510-010	238-00090510-012	350.43	238-00090510-014	238-00090510-015	371.58	15
		12.5	238-00090512-010	238-00090512-012	405.35	238-00090512-014	238-00090512-015	426.51	22
		15	238-00090515-010	238-00090515-012	465.95	238-00090515-014	238-00090515-015	487.11	26
10	10.64 - 11.04	7.5	238-00107507-010	238-00107507-012	324.43	238-00107507-014	238-00107507-015	345.60	13
		10	238-00107510-010	238-00107510-012	403.68	238-00107510-014	238-00107510-015	424.84	19
		12.5	238-00107512-010	238-00107512-012	454.86	238-00107512-014	238-00107512-015	476.03	23
		15	238-00107515-010	238-00107515-012	559.65	238-00107515-014	238-00107515-015	578.26	25
10	11.04 - 11.44	7.5	238-00111007-010	238-00111007-012	329.48	238-00111007-014	238-00111007-015	350.64	14
		10	238-00111010-010	238-00111010-012	413.87	238-00111010-014	238-00111010-015	435.04	19
		12.5	238-00111012-010	238-00111012-012	462.47	238-00111012-014	238-00111012-015	483.64	24
		15	238-00111015-010	238-00111015-012	559.65	238-00111015-014	238-00111015-015	580.82	33
12	12.62 - 13.02	7.5	238-00127507-010	238-00127507-012	352.53	238-00127507-014	238-00127507-015	373.70	16
		10	238-00127510-010	238-00127510-012	434.36	238-00127510-014	238-00127510-015	455.53	21
		12.5	238-00127512-010	238-00127512-012	519.46	238-00127512-014	238-00127512-015	540.61	25
		15	238-00127515-010	238-00127515-012	615.95	238-00127515-014	238-00127515-015	637.12	35
12	13.10 - 13.50	7.5	238-00132007-010	238-00132007-012	360.21	238-00132007-014	238-00132007-015	381.38	17
		10	238-00132010-010	238-00132010-012	449.68	238-00132010-014	238-00132010-015	470.85	25
		12.5	238-00132012-010	238-00132012-012	525.44	238-00132012-014	238-00132012-015	546.60	26
		15	238-00132015-010	238-00132015-012	631.29	238-00132015-014	238-00132015-015	652.46	37

Additional widths and tap sizes available upon request.

For use on HDPE spring washers are required



CLAMPS



238 FULL CIRCLE REPAIR CLAMPS

Tapped, Single Band, Alloy Bolts & Nuts

3/4" and 1" NPT and CC Taps

Nominal Size Inches	O.D. Range Inches	Width Inches	Catalog Number				List Price	Approx. Weight lbs.
			3/4" NPT	3/4" CC	1" NPT	1" CC		
3	3.46 - 3.70	7.5	238-00035007-006	238-00035007-007	238-00035007-008	238-00035007-009	\$189.86	8
		10	238-00035010-006	238-00035010-007	238-00035010-008	238-00035010-009	240.94	13
		12.5	238-00035012-006	238-00035012-007	238-00035012-008	238-00035012-009	270.97	16
		15	238-00035015-006	238-00035015-007	238-00035015-008	238-00035015-009	309.18	18
3	3.73 - 4.00	7.5	238-00037507-006	238-00037507-007	238-00037507-008	238-00037507-009	192.86	9
		10	238-00037510-006	238-00037510-007	238-00037510-008	238-00037510-009	247.03	13
		12.5	238-00037512-006	238-00037512-007	238-00037512-008	238-00037512-009	276.91	16
		15	238-00037515-006	238-00037515-007	238-00037515-008	238-00037515-009	317.10	18
3	3.96 - 4.25	7.5	238-00040007-006	238-00040007-007	238-00040007-008	238-00040007-009	197.38	9
		10	238-00040010-006	238-00040010-007	238-00040010-008	238-00040010-009	252.99	13
		12.5	238-00040012-006	238-00040012-007	238-00040012-008	238-00040012-009	288.60	16
		15	238-00040015-006	238-00040015-007	238-00040015-008	238-00040015-009	324.88	18
4	4.45 - 4.73	7.5	238-00045007-006	238-00045007-007	238-00045007-008	238-00045007-009	201.97	10
		10	238-00045010-006	238-00045010-007	238-00045010-008	238-00045010-009	255.98	11
		12.5	238-00045012-006	238-00045012-007	238-00045012-008	238-00045012-009	295.00	13
		15	238-00045015-006	238-00045015-007	238-00045015-008	238-00045015-009	332.86	16
4	4.74 - 5.14	7.5	238-00048007-006	238-00048007-007	238-00048007-008	238-00048007-009	206.71	11
		10	238-00048010-006	238-00048010-007	238-00048010-008	238-00048010-009	255.13	13
		12.5	238-00048012-006	238-00048012-007	238-00048012-008	238-00048012-009	296.06	18
		15	238-00048015-006	238-00048015-007	238-00048015-008	238-00048015-009	343.36	21
6	6.56 - 6.96	7.5	238-00066307-006	238-00066307-007	238-00066307-008	238-00066307-009	228.38	12
		10	238-00066310-006	238-00066310-007	238-00066310-008	238-00066310-009	289.38	16
		12.5	238-00066312-006	238-00066312-007	238-00066312-008	238-00066312-009	327.08	19
		15	238-00066315-006	238-00066315-007	238-00066315-008	238-00066315-009	359.69	23
6	6.84 - 7.24	7.5	238-00069007-006	238-00069007-007	238-00069007-008	238-00069007-009	231.90	12
		10	238-00069010-006	238-00069010-007	238-00069010-008	238-00069010-009	290.75	16
		12.5	238-00069012-006	238-00069012-007	238-00069012-008	238-00069012-009	330.88	20
		15	238-00069015-006	238-00069015-007	238-00069015-008	238-00069015-009	373.67	23
8	8.54 - 8.94	7.5	238-00086307-006	238-00086307-007	238-00086307-008	238-00086307-009	258.23	13
		10	238-00086310-006	238-00086310-007	238-00086310-008	238-00086310-009	324.57	17
		12.5	238-00086312-006	238-00086312-007	238-00086312-008	238-00086312-009	373.70	22
		15	238-00086315-006	238-00086315-007	238-00086315-008	238-00086315-009	432.80	25
8	8.99 - 9.39	7.5	238-00090507-006	238-00090507-007	238-00090507-008	238-00090507-009	264.33	13
		10	238-00090510-006	238-00090510-007	238-00090510-008	238-00090510-009	328.15	17
		12.5	238-00090512-006	238-00090512-007	238-00090512-008	238-00090512-009	383.07	22
		15	238-00090515-006	238-00090515-007	238-00090515-008	238-00090515-009	443.67	26
10	10.64 - 11.04	7.5	238-00107507-006	238-00107507-007	238-00107507-008	238-00107507-009	302.16	14
		10	238-00107510-006	238-00107510-007	238-00107510-008	238-00107510-009	381.40	19
		12.5	238-00107512-006	238-00107512-007	238-00107512-008	238-00107512-009	432.59	23
		15	238-00107515-006	238-00107515-007	238-00107515-008	238-00107515-009	534.82	29
10	11.04 - 11.44	7.5	238-00111007-006	238-00111007-007	238-00111007-008	238-00111007-009	307.20	14
		10	238-00111010-006	238-00111010-007	238-00111010-008	238-00111010-009	391.59	19
		12.5	238-00111012-006	238-00111012-007	238-00111012-008	238-00111012-009	440.19	24
		15	238-00111015-006	238-00111015-007	238-00111015-008	238-00111015-009	537.37	33
12	12.62 - 13.02	7.5	238-00127507-006	238-00127507-007	238-00127507-008	238-00127507-009	330.26	16
		10	238-00127510-006	238-00127510-007	238-00127510-008	238-00127510-009	412.08	20
		12.5	238-00127512-006	238-00127512-007	238-00127512-008	238-00127512-009	497.18	25
		15	238-00127515-006	238-00127515-007	238-00127515-008	238-00127515-009	593.68	35
12	13.10 - 13.50	7.5	238-00132007-006	238-00132007-007	238-00132007-008	238-00132007-009	337.94	17
		10	238-00132010-006	238-00132010-007	238-00132010-008	238-00132010-009	427.41	25
		12.5	238-00132012-006	238-00132012-007	238-00132012-008	238-00132012-009	503.16	26
		15	238-00132015-006	238-00132015-007	238-00132015-008	238-00132015-009	609.02	37

Additional widths and tap sizes available upon request.

For use on HDPE spring washers are required.



CLAMPS



238 FULL CIRCLE REPAIR CLAMPS

Single Band, Tapped, 304 Stainless Steel Bolts & Nuts

3/4" and 1" NPT and CC Taps

Nominal Size Inches	O.D. Range Inches	Width Inches	Catalog Number				List Price	Approx. Weight lbs.
			3/4" NPT	3/4" CC	1" NPT	1" CC		
3	3.46 - 3.70	7.5	238-035007-106	238-035007-107	238-035007-108	238-035007-109	\$221.66	8
		10	238-035010-106	238-035010-107	238-035010-108	238-035010-109	275.11	13
		12.5	238-035012-106	238-035012-107	238-035012-108	238-035012-109	306.08	16
		15	238-035015-106	238-035015-107	238-035015-108	238-035015-109	343.15	18
3	3.73 - 4.00	7.5	238-037507-106	238-037507-107	238-037507-108	238-037507-109	224.50	8
		10	238-037510-106	238-037510-107	238-037510-108	238-037510-109	281.32	13
		12.5	238-037512-106	238-037512-107	238-037512-108	238-037512-109	315.78	16
		15	238-037515-106	238-037515-107	238-037515-108	238-037515-109	353.57	18
3	3.96 - 4.25	7.5	238-040007-106	238-040007-107	238-040007-108	238-040007-109	229.25	9
		10	238-040010-106	238-040010-107	238-040010-108	238-040010-109	287.56	13
		12.5	238-040012-106	238-040012-107	238-040012-108	238-040012-109	324.88	16
		15	238-040015-106	238-040015-107	238-040015-108	238-040015-109	361.37	18
4	4.45 - 4.73	7.5	238-045007-106	238-045007-107	238-045007-108	238-045007-109	234.20	10
		10	238-045010-106	238-045010-107	238-045010-108	238-045010-109	292.59	13
		12.5	238-045012-106	238-045012-107	238-045012-108	238-045012-109	331.70	16
		15	238-045015-106	238-045015-107	238-045015-108	238-045015-109	369.21	19
4	4.74 - 5.14	7.5	238-048007-106	238-048007-107	238-048007-108	238-048007-109	245.75	11
		10	238-048010-106	238-048010-107	238-048010-108	238-048010-109	313.10	15
		12.5	238-048012-106	238-048012-107	238-048012-108	238-048012-109	356.07	18
		15	238-048015-106	238-048015-107	238-048015-108	238-048015-109	423.60	21
6	6.56 - 6.96	7.5	238-066307-106	238-066307-107	238-066307-108	238-066307-109	270.73	12
		10	238-066310-106	238-066310-107	238-066310-108	238-066310-109	345.29	16
		12.5	238-066312-106	238-066312-107	238-066312-108	238-066312-109	397.83	19
		15	238-066315-106	238-066315-107	238-066315-108	238-066315-109	453.13	23
6	6.84 - 7.24	7.5	238-069007-106	238-069007-107	238-069007-108	238-069007-109	275.28	12
		10	238-069010-106	238-069010-107	238-069010-108	238-069010-109	350.36	16
		12.5	238-069012-106	238-069012-107	238-069012-108	238-069012-109	402.14	19
		15	238-069015-106	238-069015-107	238-069015-108	238-069015-109	457.85	23
8	8.54 - 8.94	7.5	238-086307-106	238-086307-107	238-086307-108	238-086307-109	304.59	13
		10	238-086310-106	238-086310-107	238-086310-108	238-086310-109	386.61	17
		12.5	238-086312-106	238-086312-107	238-086312-108	238-086312-109	449.45	22
		15	238-086315-106	238-086315-107	238-086315-108	238-086315-109	520.18	25
8	8.99 - 9.39	7.5	238-090507-106	238-090507-107	238-090507-108	238-090507-109	310.07	13
		10	238-090510-106	238-090510-107	238-090510-108	238-090510-109	389.34	17
		12.5	238-090512-106	238-090512-107	238-090512-108	238-090512-109	457.72	22
		15	238-090515-106	238-090515-107	238-090515-108	238-090515-109	536.28	26
10	10.64 - 11.04	7.5	238-107507-106	238-107507-107	238-107507-108	238-107507-109	335.10	14
		10	238-107510-106	238-107510-107	238-107510-108	238-107510-109	438.83	19
		12.5	238-107512-106	238-107512-107	238-107512-108	238-107512-109	507.16	23
		15	238-107515-106	238-107515-107	238-107515-108	238-107515-109	623.61	29
10	11.04 - 11.44	7.5	238-111007-106	238-111007-107	238-111007-108	238-111007-109	347.72	15
		10	238-111010-106	238-111010-107	238-111010-108	238-111010-109	443.90	19
		12.5	238-111012-106	238-111012-107	238-111012-108	238-111012-109	514.76	24
		15	238-111015-106	238-111015-107	238-111015-108	238-111015-109	633.65	33
12	12.62 - 13.02	7.5	238-127507-106	238-127507-107	238-127507-108	238-127507-109	378.13	16
		10	238-127510-106	238-127510-107	238-127510-108	238-127510-109	476.84	25
		12.5	238-127512-106	238-127512-107	238-127512-108	238-127512-109	565.36	25
		15	238-127515-106	238-127515-107	238-127515-108	238-127515-109	676.74	30
12	13.10 - 13.50	7.5	238-132007-106	238-132007-107	238-132007-108	238-132007-109	383.21	17
		10	238-132010-106	238-132010-107	238-132010-108	238-132010-109	489.46	25
		12.5	238-132012-106	238-132012-107	238-132012-108	238-132012-109	580.56	30
		15	238-132015-106	238-132015-107	238-132015-108	238-132015-109	696.97	37

Additional widths and tap sizes available upon request.

For use on HDPE spring washers are required -



CLAMPS



238 FULL CIRCLE REPAIR CLAMPS

Single Band, Tapped, 304 Stainless Steel Bolts & Nuts

1 1/4", 1 1/2", and 2" NPT and 2" CC Taps

Nominal Size Inches	O.D. Range Inches	Width Inches	Catalog Number		List Price	Catalog Number		List Price	Approx. Weight lbs.
			1 1/4" NPT	1 1/2" NPT		2" NPT	2" CC		
4	4.45 - 4.73	7.5	238-00045007-110	238-00045007-112	\$256.47	238-00045007-114	238-00045007-115	\$277.64	8
		10	238-00045010-110	238-00045010-112	309.76	238-00045010-114	238-00045010-115	336.03	11
		12.5	238-00045012-110	238-00045012-112	353.98	238-00045012-114	238-00045012-115	375.13	16
		15	238-00045015-110	238-00045015-112	391.49	238-00045015-114	238-00045015-115	412.66	21
4	4.74 - 5.14	7.5	238-00048007-110	238-00048007-112	268.03	238-00048007-114	238-00048007-115	289.19	11
		10	238-00048010-110	238-00048010-112	335.37	238-00048010-114	238-00048010-115	356.54	15
		12.5	238-00048012-110	238-00048012-112	378.35	238-00048012-114	238-00048012-115	399.50	18
		15	238-00048015-110	238-00048015-112	445.87	238-00048015-114	238-00048015-115	467.04	22
6	6.56 - 6.96	7.5	238-00066307-110	238-00066307-112	293.00	238-00066307-114	238-00066307-115	314.17	12
		10	238-00066310-110	238-00066310-112	367.56	238-00066310-114	238-00066310-115	388.73	16
		12.5	238-00066312-110	238-00066312-112	420.12	238-00066312-114	238-00066312-115	441.27	19
		15	238-00066315-110	238-00066315-112	475.40	238-00066315-114	238-00066315-115	496.57	23
6	6.84 - 7.24	7.5	238-00069007-110	238-00069007-112	297.56	238-00069007-114	238-00069007-115	318.72	12
		10	238-00069010-110	238-00069010-112	372.65	238-00069010-114	238-00069010-115	393.81	16
		12.5	238-00069012-110	238-00069012-112	424.42	238-00069012-114	238-00069012-115	445.58	19
		15	238-00069015-110	238-00069015-112	480.13	238-00069015-114	238-00069015-115	501.29	23
8	8.54 - 8.94	7.5	238-00086307-110	238-00086307-112	326.87	238-00086307-114	238-00086307-115	348.03	13
		10	238-00086310-110	238-00086310-112	408.89	238-00086310-114	238-00086310-115	430.05	17
		12.5	238-00086312-110	238-00086312-112	471.73	238-00086312-114	238-00086312-115	492.89	22
		15	238-00086315-110	238-00086315-112	542.46	238-00086315-114	238-00086315-115	563.63	25
8	8.99 - 9.39	7.5	238-00090507-110	238-00090507-112	332.34	238-00090507-114	238-00090507-115	353.50	13
		10	238-00090510-110	238-00090510-112	411.62	238-00090510-114	238-00090510-115	432.78	17
		12.5	238-00090512-110	238-00090512-112	479.99	238-00090512-114	238-00090512-115	501.15	22
		15	238-00090515-110	238-00090515-112	558.56	238-00090515-114	238-00090515-115	579.73	22
10	10.64 - 11.04	7.5	238-00107507-110	238-00107507-112	357.38	238-00107507-114	238-00107507-115	372.23	13
		10	238-00107510-110	238-00107510-112	461.11	238-00107510-114	238-00107510-115	482.28	19
		12.5	238-00107512-110	238-00107512-112	461.11	238-00107512-114	238-00107512-115	550.60	23
		15	238-00107515-110	238-00107515-112	645.89	238-00107515-114	238-00107515-115	667.04	27
10	11.04 - 11.44	7.5	238-00111007-110	238-00111007-112	369.99	238-00111007-114	238-00111007-115	391.16	15
		10	238-00111010-110	238-00111010-112	466.18	238-00111010-114	238-00111010-115	487.34	19
		12.5	238-00111012-110	238-00111012-112	537.03	238-00111012-114	238-00111012-115	558.20	24
		15	238-00111015-110	238-00111015-112	655.94	238-00111015-114	238-00111015-115	677.09	33
12	12.62 - 13.02	7.5	238-00127507-110	238-00127507-112	400.41	238-00127507-114	238-00127507-115	421.56	16
		10	238-00127510-110	238-00127510-112	499.11	238-00127510-114	238-00127510-115	520.28	20
		12.5	238-00127512-110	238-00127512-112	587.64	238-00127512-114	238-00127512-115	608.80	25
		15	238-00127515-110	238-00127515-112	699.01	238-00127515-114	238-00127515-115	720.17	35
12	13.10 - 13.50	7.5	238-00132007-110	238-00132007-112	405.48	238-00132007-114	238-00132007-115	426.65	17
		10	238-00132010-110	238-00132010-112	511.73	238-00132010-114	238-00132010-115	532.90	25
		12.5	238-00132012-110	238-00132012-112	602.83	238-00132012-114	238-00132012-115	623.99	30
		15	238-00132015-110	238-00132015-112	719.25	238-00132015-114	238-00132015-115	740.41	37

Additional widths and tap sizes available upon request.

For use on HDPE spring washers are required



CLAMPS



239 FULL CIRCLE REPAIR CLAMPS

Double Band, Tapped, Alloy Bolts & Nuts

3/4" and 1" NPT and CC Taps

Nominal Size Inches	O.D. Range Inches	Width Inches	Catalog Number				List Price	Approx. Weight lbs.
			3/4" NPT	3/4" CC	1" NPT	1" CC		
4	4.44 - 5.24	7.5	239-00045007-006	239-00045007-007	239-00045007-008	239-00045007-009	\$258.51	19
		10	239-00045010-006	239-00045010-007	239-00045010-008	239-00045010-009	321.93	25
		12.5	239-00045012-006	239-00045012-007	239-00045012-008	239-00045012-009	369.94	31
		15	239-00045015-006	239-00045015-007	239-00045015-008	239-00045015-009	446.36	37
6	6.62 - 7.42	7.5	239-00066307-006	239-00066307-007	239-00066307-008	239-00066307-009	289.92	20
		10	239-00066310-006	239-00066310-007	239-00066310-008	239-00066310-009	354.19	27
		12.5	239-00066312-006	239-00066312-007	239-00066312-008	239-00066312-009	400.26	34
		15	239-00066315-006	239-00066315-007	239-00066315-008	239-00066315-009	508.71	39
6	6.84 - 7.64	7.5	239-00069007-006	239-00069007-007	239-00069007-008	239-00069007-009	294.53	21
		10	239-00069010-006	239-00069010-007	239-00069010-008	239-00069010-009	359.67	28
		12.5	239-00069012-006	239-00069012-007	239-00069012-008	239-00069012-009	408.42	34
		15	239-00069015-006	239-00069015-007	239-00069015-008	239-00069015-009	509.33	41
8	8.62 - 9.42	7.5	239-00086307-006	239-00086307-007	239-00086307-008	239-00086307-009	318.96	22
		10	239-00086310-006	239-00086310-007	239-00086310-008	239-00086310-009	383.99	30
		12.5	239-00086312-006	239-00086312-007	239-00086312-008	239-00086312-009	440.94	36
		15	239-00086315-006	239-00086315-007	239-00086315-008	239-00086315-009	565.61	43
8	8.99 - 9.79	7.5	239-00090507-006	239-00090507-007	239-00090507-008	239-00090507-009	324.36	22
		10	239-00090510-006	239-00090510-007	239-00090510-008	239-00090510-009	392.12	30
		12.5	239-00090512-006	239-00090512-007	239-00090512-008	239-00090512-009	446.36	37
		15	239-00090515-006	239-00090515-007	239-00090515-008	239-00090515-009	569.99	43
10	10.75 - 11.55	10	239-00107510-006	239-00107510-007	239-00107510-008	239-00107510-009	492.45	31
		12.5	239-00107512-006	239-00107512-007	239-00107512-008	239-00107512-009	593.69	40
		15	239-00107515-006	239-00107515-007	239-00107515-008	239-00107515-009	703.91	48
	11.10 - 11.90	10	239-00111010-006	239-00111010-007	239-00111010-008	239-00111010-009	499.57	34
		12.5	239-00111012-006	239-00111012-007	239-00111012-008	239-00111012-009	671.24	43
12	12.75 - 13.55	15	239-00111015-006	239-00111015-007	239-00111015-008	239-00111015-009	720.16	48
		10	239-00127510-006	239-00127510-007	239-00127510-008	239-00127510-009	543.97	34
		12.5	239-00127512-006	239-00127512-007	239-00127512-008	239-00127512-009	662.29	43
		15	239-00127515-006	239-00127515-007	239-00127515-008	239-00127515-009	780.61	50
		10.0	239-00132010-006	239-00132010-007	239-00132010-008	239-00132010-009	549.35	35
12	13.20 - 14.00	12.5	239-00132012-006	239-00132012-007	239-00132012-008	239-00132012-009	665.97	43
		15	239-00132015-006	239-00132015-007	239-00132015-008	239-00132015-009	782.50	50

Additional widths and tap sizes available upon request.

For use on HDPE spring washers are required



CLAMPS



239 FULL CIRCLE REPAIR CLAMPS

Double Band, Tapped, Alloy Bolts & Nuts

1 1/4", 1 1/2", and 2" NPT and 2" CC Taps

Nominal Size Inches	O.D. Range Inches	Width Inches	Catalog Number		List Price	Catalog Number		List Price	Approx. Weight lbs
			1 1/4" NPT	1 1/2" NPT		2" NPT	2" CC		
4	4.44 - 5.24	7.5	239-00045007-010	239-00045007-012	\$280.79	239-00045007-014	239-00045007-015	\$301.95	19
		10	239-00045010-010	239-00045010-012	344.21	239-00045010-014	239-00045010-015	365.37	25
		12.5	239-00045012-010	239-00045012-012	392.22	239-00045012-014	239-00045012-015	413.37	31
		15	239-00045015-010	239-00045015-012	468.64	239-00045015-014	239-00045015-015	489.79	37
		7.5	239-00066307-010	239-00066307-012	312.20	239-00066307-014	239-00066307-015	333.35	20
		10	239-00066310-010	239-00066310-012	376.47	239-00066310-014	239-00066310-015	397.64	28
		12.5	239-00066312-010	239-00066312-012	422.54	239-00066312-014	239-00066312-015	443.70	34
6	6.62 - 7.42	15	239-00066315-010	239-00066315-012	531.00	239-00066315-014	239-00066315-015	552.16	39
		7.5	239-00069007-010	239-00069007-012	316.80	239-00069007-014	239-00069007-015	337.96	20
		10	239-00069010-010	239-00069010-012	381.95	239-00069010-014	239-00069010-015	403.12	27
6	6.84 - 7.64	12.5	239-00069012-010	239-00069012-012	430.70	239-00069012-014	239-00069012-015	451.86	34
		15	239-00069015-010	239-00069015-012	531.60	239-00069015-014	239-00069015-015	552.77	39
		7.5	239-00086307-010	239-00086307-012	337.90	239-00086307-014	239-00086307-015	362.39	22
8	8.62 - 9.42	10	239-00086310-010	239-00086310-012	406.26	239-00086310-014	239-00086310-015	427.42	30
		12.5	239-00086312-010	239-00086312-012	463.22	239-00086312-014	239-00086312-015	484.38	36
		15	239-00086315-010	239-00086315-012	587.88	239-00086315-014	239-00086315-015	609.05	43
8	8.99 - 9.79	7.5	239-00090507-010	239-00090507-012	346.64	239-00090507-014	239-00090507-015	367.79	22
		10	239-00090510-010	239-00090510-012	414.40	239-00090510-014	239-00090510-015	435.56	30
		12.5	239-00090512-010	239-00090512-012	468.64	239-00090512-014	239-00090512-015	489.79	37
		15	239-00090515-010	239-00090515-012	592.26	239-00090515-014	239-00090515-015	613.43	43
10	10.75 - 11.55	10	239-00107510-010	239-00107510-012	514.72	239-00107510-014	239-00107510-015	535.89	31
		12.5	239-00107512-010	239-00107512-012	615.96	239-00107512-014	239-00107512-015	637.13	40
		15	239-00107515-010	239-00107515-012	726.19	239-00107515-014	239-00107515-015	747.36	48
10	11.10 - 11.90	10	239-00111010-010	239-00111010-012	521.85	239-00111010-014	239-00111010-015	543.01	34
		12.5	239-00111012-010	239-00111012-012	693.51	239-00111012-014	239-00111012-015	714.68	43
		15	239-00111015-010	239-00111015-012	742.44	239-00111015-014	239-00111015-015	763.60	48
12	12.75 - 13.55	10	239-00127510-010	239-00127510-012	566.24	239-00127510-014	239-00127510-015	587.41	34
		12.5	239-00127512-010	239-00127512-012	684.57	239-00127512-014	239-00127512-015	705.73	43
		15	239-00127515-010	239-00127515-012	802.89	239-00127515-014	239-00127515-015	824.06	50
12	13.20 - 14.00	10	239-00132010-010	239-00132010-012	571.63	239-00132010-014	239-00132010-015	592.79	35
		12.5	239-00132012-010	239-00132012-012	688.25	239-00132012-014	239-00132012-015	709.42	43
		15	239-00132015-010	239-00132015-012	804.78	239-00132015-014	239-00132015-015	825.94	50

Additional widths and tap sizes available upon request.

For use on HDPE spring washers are required



CLAMPS



239 FULL CIRCLE REPAIR CLAMPS

Double Band, Tapped, 304 Stainless Steel Bolts & Nuts

3/4" and 1" NPT and CC Taps

Nominal Size Inches	O.D. Range Inches	Width Inches	Catalog Number				List Price	Approx. Weight lbs.
			3/4" NPT	3/4" CC	1" NPT	1" CC		
4	4.44 - 5.24	7.5	239-00045007-106	239-00045007-107	239-00045007-108	239-00045007-109	\$345.85	19
		10	239-00045010-106	239-00045010-107	239-00045010-108	239-00045010-109	442.41	25
		12.5	239-00045012-106	239-00045012-107	239-00045012-108	239-00045012-109	490.71	31
		15	239-00045015-106	239-00045015-107	239-00045015-108	239-00045007-109	624.82	37
6	6.62 - 7.42	7.5	239-00066307-106	239-00066307-107	239-00066307-108	239-00066307-109	378.02	20
		10	239-00066310-106	239-00066310-107	239-00066310-108	239-00066310-109	474.60	27
		12.5	239-00066312-106	239-00066312-107	239-00066312-108	239-00066312-109	557.74	34
		15	239-00066315-106	239-00066315-107	239-00066315-108	239-00066315-109	667.74	39
6	6.84 - 7.64	7.5	239-00069007-106	239-00069007-107	239-00069007-108	239-00069007-109	380.69	20
		10	239-00069010-106	239-00069010-107	239-00069010-108	239-00069010-109	479.96	27
		12.5	239-00069012-106	239-00069012-107	239-00069012-108	239-00069012-109	563.10	34
		15	239-00069015-106	239-00069015-107	239-00069015-108	239-00069015-109	705.27	39
8	8.62 - 9.42	7.5	239-00086307-106	239-00086307-107	239-00086307-108	239-00086307-109	407.56	22
		10	239-00086310-106	239-00086310-107	239-00086310-108	239-00086310-109	509.45	30
		12.5	239-00086312-106	239-00086312-107	239-00086312-108	239-00086312-109	595.32	36
		15	239-00086315-106	239-00086315-107	239-00086315-108	239-00086315-109	753.56	43
8	8.99 - 9.79	7.5	239-00090507-106	239-00090507-107	239-00090507-108	239-00090507-109	418.24	22
		10	239-00090510-106	239-00090510-107	239-00090510-108	239-00090510-109	517.51	30
		12.5	239-00090512-106	239-00090512-107	239-00090512-108	239-00090512-109	603.35	36
		15	239-00090515-106	239-00090515-107	239-00090515-108	239-00090515-109	769.64	43
10	10.75 - 11.55	10	239-00107510-106	239-00107510-107	239-00107510-108	239-00107510-109	686.49	31
		12.5	239-00107512-106	239-00107512-107	239-00107512-108	239-00107512-109	755.12	40
		15	239-00107515-106	239-00107515-107	239-00107515-108	239-00107515-109	882.84	48
10	11.10 - 11.90	10	239-00111010-106	239-00111010-107	239-00111010-108	239-00111010-109	697.22	34
		12.5	239-00111012-106	239-00111012-107	239-00111012-108	239-00111012-109	794.61	43
		15	239-00111015-106	239-00111015-107	239-00111015-108	239-00111015-109	981.58	48
12	12.75 - 13.55	10	239-00127510-106	239-00127510-107	239-00127510-108	239-00127510-109	737.48	34
		12.5	239-00127512-106	239-00127512-107	239-00127512-108	239-00127512-109	785.65	43
		15	239-00127515-106	239-00127515-107	239-00127515-108	239-00127515-109	1,019.11	50
12	13.20 - 14.00	10	239-00132010-106	239-00132010-107	239-00132010-108	239-00132010-109	744.99	35
		12.5	239-00132012-106	239-00132012-107	239-00132012-108	239-00132012-109	789.33	43
		15	239-00132015-106	239-00132015-107	239-00132015-108	239-00132015-109	1,029.85	50

Additional widths and tap sizes available upon request.

For use on HDPE spring washers are required.



CLAMPS



239 FULL CIRCLE REPAIR CLAMPS

Double Band, Tapped, 304 Stainless Steel Bolts & Nuts

1 1/4", 1 1/2, and 2" NPT and 2" CC Taps

Nominal Size Inches	OD Range Inches	Width Inches	Catalog Number		List Price	Catalog Number		List Price	Approx. Weight lbs.
			1 1/4" NPT	1 1/2" NPT		2" NPT	2" CC		
4	4.44 - 5.24	7.5	239-00045007-110	239-00045007-112	\$368.12	239-00045007-114	239-00045007-115	\$389.29	19
		10	239-00045010-110	239-00045010-112	464.68	239-00045010-114	239-00045010-115	485.85	25
		12.5	239-00045012-110	239-00045012-112	512.99	239-00045012-114	239-00045012-115	534.16	31
		15	239-00045015-110	239-00045015-112	647.09	239-00045015-114	239-00045015-115	668.26	37
6	6.62 - 7.42	7.5	239-00066307-110	239-00066307-112	400.29	239-00066307-114	239-00066307-115	421.46	20
		10	239-00066310-110	239-00066310-112	496.88	239-00066310-114	239-00066310-115	518.05	27
		12.5	239-00066312-110	239-00066312-112	580.02	239-00066312-114	239-00066312-115	601.18	34
		15	239-00066315-110	239-00066315-112	690.02	239-00066315-114	239-00066315-115	711.18	39
6	6.84 - 7.64	7.5	239-00069007-110	239-00069007-112	402.97	239-00069007-114	239-00069007-115	424.14	20
		10	239-00069010-110	239-00069010-112	502.24	239-00069010-114	239-00069010-115	523.39	27
		12.5	239-00069012-110	239-00069012-112	585.38	239-00069012-114	239-00069012-115	606.54	34
		15	239-00069015-110	239-00069015-112	727.56	239-00069015-114	239-00069015-115	748.72	39
8	8.62 - 9.42	7.5	239-00086307-110	239-00086307-112	429.83	239-00086307-114	239-00086307-115	451.00	22
		10	239-00086310-110	239-00086310-112	531.73	239-00086310-114	239-00086310-115	552.89	30
		12.5	239-00086312-110	239-00086312-112	617.59	239-00086312-114	239-00086312-115	638.76	36
		15	239-00086315-110	239-00086315-112	775.85	239-00086315-114	239-00086315-115	797.00	43
8	8.99 - 9.79	7.5	239-00090507-110	239-00090507-112	440.52	239-00090507-114	239-00090507-115	461.67	22
		10	239-00090510-110	239-00090510-112	539.78	239-00090510-114	239-00090510-115	560.95	30
		12.5	239-00090512-110	239-00090512-112	625.63	239-00090512-114	239-00090512-115	646.79	36
		15	239-00090515-110	239-00090515-112	791.92	239-00090515-114	239-00090515-115	813.08	43
10	10.75 - 11.55	10	239-00107510-110	239-00107510-112	708.76	239-00107510-114	239-00107510-115	729.93	31
		12.5	239-00107512-110	239-00107512-112	739.33	239-00107512-114	239-00107512-115	760.49	36
		15	239-00107515-110	239-00107515-112	995.80	239-00107515-114	239-00107515-115	1,016.96	48
10	11.10 - 11.90	10	239-00111010-110	239-00111010-112	719.50	239-00111010-114	239-00111010-115	740.66	34
		12.5	239-00111012-110	239-00111012-112	816.88	239-00111012-114	239-00111012-115	838.05	43
		15	239-00111015-110	239-00111015-112	1,003.85	239-00111015-114	239-00111015-115	1,136.59	48
12	12.75 - 13.55	10	239-00127510-110	239-00127510-112	759.76	239-00127510-114	239-00127510-115	780.93	34
		12.5	239-00127512-110	239-00127512-112	807.92	239-00127512-114	239-00127512-115	829.09	43
		15	239-00127515-110	239-00127515-112	1,041.39	239-00127515-114	239-00127515-115	1,043.22	50
12	13.20 - 14.00	10	239-00132010-110	239-00132010-112	767.26	239-00132010-114	239-00132010-115	788.42	34
		12.5	239-00132012-110	239-00132012-112	811.61	239-00132012-114	239-00132012-115	832.77	43
		15	239-00132015-110	239-00132015-112	1,052.13	239-00132015-114	239-00132015-115	1,062.55	50

Additional widths and tap sizes available upon request.
For use on HDPE spring washers are required



CLAMPS



244 FULL CIRCLE REDI-CLAMPS

360 Seal

Nominal Size Inches	O.D. Range Inches	Width Inches	Ctn. Qty.	Elec. Galv. Bolts		304 Stainless Steel Bolts		Approx. Weight lbs.
				Catalog Number	List Price	Catalog Number	List Price	
1/2	0.63	3	16	244-00006303-000	\$45.76	244-00006303-001	\$69.08	1
		6	10	244-00006306-000	98.10	244-00006306-001	120.87	2
1/2	0.84	3	16	244-00008403-000	46.08	244-00008403-001	69.32	1
		6	10	244-00008406-000	98.15	244-00008406-001	120.88	2
		12	6	244-00008412-000*	196.33	244-00008412-001*	241.76	4
3/4	0.88	3	16	244-00008803-000	46.25	244-00008803-001	69.93	1
		6	10	244-00008806-000	98.41	244-00008806-001	121.15	2
3/4	1.05	3	12	244-00010503-000	46.68	244-00010503-001	69.93	1
		6	8	244-00010506-000	98.68	244-00010506-001	125.96	2
		12	9	244-00010512-000*	197.38	244-00010512-001*	251.91	4
1	1.13	3	12	244-00011303-000	48.65	244-00011303-001	72.66	1
		6	8	244-00011306-000	98.92	244-00011306-001	126.35	2
1	1.32	3	12	244-00013203-000	49.38	244-00013203-001	73.54	2
		6	8	244-00013206-000	99.41	244-00013206-001	127.14	2
		12	9	244-00013212-000*	198.84	244-00013212-001*	254.27	4
1 1/4	1.38	3	12	244-00013803-000	49.71	244-00013803-001	73.94	1
		6	6	244-00013806-000	100.25	244-00013806-001	127.93	2
1 1/4	1.66	3	12	244-00016603-000	50.61	244-00016603-001	74.49	1
		6	6	244-00016606-000	100.63	244-00016606-001	128.37	2
		12	6	244-00016612-000*	201.90	244-00016612-001*	257.34	4
1 1/2	1.63	3	12	244-00016303-000	50.34	244-00016303-001	74.76	1
		6	6	244-00016306-000	100.95	244-00016306-001	128.67	2
1 1/2	1.90	3	10	244-00019003-000	52.00	244-00019003-001	76.29	1
		6	6	244-00019006-000	102.57	244-00019006-001	130.13	2
		12	6	244-00019012-000*	205.11	244-00019012-001*	260.27	4
2	2.13	3	8	244-00021303-000	55.62	244-00021303-001	79.20	2
		6	4	244-00021306-000	103.67	244-00021306-001	131.32	3
2	2.38	3	8	244-00023803-000	56.64	244-00023803-001	81.72	2
		6	6	244-00023806-000	105.23	244-00023806-001	133.22	4
		12	4	244-00023812-000*	210.46	244-00023812-001*	266.42	7

*Do not use to join pipe.



CLAMPS



245 REDI-CLAMPS, Partial Coverage

Nominal Size Inches	O.D. Range Inches	Width Inches	Ctn. Qty.	Elec. Galv. Bolts		304 Stainless Steel Bolts		Approx. Weight lbs.
				Catalog Number	List Price	Catalog Number	List Price	
1/2	0.84	3	24	245-00008403-000	\$13.32	245-00008403-001	\$33.62	1
1/2	0.84	6	12	245-00008406-000	24.58	245-00008406-001	60.52	2
3/4	1.05	3	16	245-00010503-000	13.58	245-00010503-001	34.08	2
3/4	1.05	6	10	245-00010506-000	25.33	245-00010506-001	61.13	2
1	1.32	3	16	245-00013203-000	14.84	245-00013203-001	35.61	1
1	1.32	6	10	245-00013206-000	26.97	245-00013206-001	62.81	2
1 1/4	1.66	3	12	245-00016603-000	15.25	245-00016603-001	35.76	1
1 1/4	1.66	6	6	245-00016606-000	28.42	245-00016606-001	64.35	2
1 1/2	1.90	3	12	245-00019003-000	16.37	245-00019003-001	40.20	1
1 1/2	1.90	6	8	245-00019006-000	30.86	245-00019006-001	77.16	2
2	2.00	3	8	245-00020003-000	16.55	245-00020003-001	40.69	2
2	2.00	6	4	245-00020006-000	31.34	245-00020006-001	77.62	3
2	2.38	3	8	245-00023803-000	17.90	245-00023803-001	41.55	2
2	2.38	6	4	245-00023806-000	32.42	245-00023806-001	80.24	3
2	2.38	9	4	245-00023809-000	49.69	245-00023809-001	123.48	3
2	2.38	12	4	245-00023812-000	65.94	245-00023812-001	164.29	5
2 1/2	2.88	3	8	245-00028803-000	22.43	245-00028803-001	46.94	2
2 1/2	2.88	6	3	245-00028806-000	44.76	245-00028806-001	91.99	3
2 1/2	2.88	9	4	245-00028809-000	66.56	245-00028809-001	138.89	4
2 1/2	2.88	12	4	245-00028812-000	89.97	245-00028812-001	185.66	5
3	3.00	3	6	245-00030003-000	22.56	245-00030003-001	47.42	2
3	3.00	6	3	245-00030006-000	46.45	245-00030006-001	95.35	3
3	3.00	9	4	245-00030009-000	73.00	245-00030009-001	143.36	4
3	3.00	12	4	245-00030012-000	99.16	245-00030012-001	193.75	5
3	3.50	3	6	245-00035003-000	23.45	245-00035003-001	49.17	2
3	3.50	6	4	245-00035006-000	47.41	245-00035006-001	98.73	3
3	3.50	9	4	245-00035009-000	77.95	245-00035009-001	151.89	4
3	3.50	12	4	245-00035012-000	106.05	245-00035012-001	204.75	6
3 1/2 - 4	4.00	3	4	245-00040003-000	25.33	245-00040003-001	49.81	2
3 1/2 - 4	4.00	6	4	245-00040006-000	49.13	245-00040006-001	99.95	3
3 1/2 - 4	4.00	9	4	245-00040009-000	78.44	245-00040009-001	154.35	5
3 1/2 - 4	4.00	12	4	245-00040012-000	107.18	245-00040012-001	207.83	6
4	4.25	3	4	245-00042503-000	25.98	245-00042503-001	56.22	2
4	4.25	6	3	245-00042506-000	49.42	245-00042506-001	100.85	4
4	4.50	3	4	245-00045003-000	27.22	245-00045003-001	61.01	2
4	4.50	6	3	245-00045006-000	50.51	245-00045006-001	105.22	3
4	4.50	9	3	245-00045009-000	94.54	245-00045009-001	169.35	5
4	4.50	12	4	245-00045012-000	126.60	245-00045012-001	227.69	6
5	5.00	3	6	245-00050003-000	30.46	245-00050003-001	62.06	2
5	5.00	6	3	245-00050006-000	60.35	245-00050006-001	110.01	3
5	5.00	9	4	245-00050009-000	103.15	245-00050009-001	176.04	5
5	5.00	12	4	245-00050012-000	137.43	245-00050012-001	234.44	6
5	5.56	3	6	245-00055603-000	30.86	245-00055603-001	63.88	2
5	5.56	6	3	245-00055606-000	61.19	245-00055606-001	111.57	4
5	5.56	9	4	245-00055609-000	103.49	245-00055609-001	177.53	5
5	5.56	12	3	245-00055612-000	138.32	245-00055612-001	235.27	7



CLAMPS



245 REDI-CLAMPS, Partial Coverage

Nominal Size Inches	O.D. Range Inches	Width Inches	Ctn. Qty.	Elec. Galv. Bolts		304 Stainless Steel Bolts		Approx. Weight lbs.
				Catalog Number	List Price	Catalog Number	List Price	
6	6.00	3	6	245-00060003-000	31.93	245-00060003-001	67.25	2
6	6.00	6	3	245-00060006-000	61.76	245-00060006-001	113.42	4
6	6.00	9	3	245-00060009-000	103.89	245-00060009-001	181.51	6
6	6.00	12	3	245-00060012-000	138.99	245-00060012-001	240.50	8
6	6.25	3	6	245-00062503-000	32.13	245-00062503-001	67.85	2
6	6.63	3	6	245-00066303-000	32.42	245-00066303-001	69.12	2
6	6.63	6	3	245-00066306-000	63.60	245-00066306-001	114.89	4
6	6.63	9	2	245-00066309-000	107.18	245-00066309-001	183.40	6
6	6.63	12	3	245-00066312-000	143.62	245-00066312-001	246.29	8
8	8.00	3	4	245-00080003-000	\$35.99	245-00080003-001	\$69.99	3
8	8.00	6	2	245-00080006-000	70.39	245-00080006-001	121.33	5
8	8.00	9	2	245-00080009-000	112.95	245-00080009-001	189.47	7
8	8.00	12	2	245-00080012-000	165.53	245-00080012-001	268.92	9
8	8.63	3	4	245-00086303-000	38.10	245-00086303-001	72.50	3
8	8.63	6	2	245-00086306-000	73.99	245-00086306-001	125.33	5
8	8.63	9	2	245-00086309-000	116.80	245-00086309-001	193.43	7
8	8.63	12	2	245-00086312-000	181.77	245-00086312-001	284.52	9
10**	10.00	3	4	245-00100003-000	69.83	245-00100003-001	110.00	3
10**	10.00	6	2	245-00100006-000	143.48	245-00100006-001	195.59	5
10**	10.00	9	2	245-00100009-000	236.58	245-00100009-001	302.54	8
10**	10.00	12	2	245-00100012-000	308.50	245-00100012-001	412.60	10
10**	10.75	3	4	245-00107503-000	70.11	245-00107503-001	119.79	3
10**	10.75	6	2	245-00107506-000	145.16	245-00107506-001	197.14	7
10**	10.75	9	2	245-00107509-000	237.16	245-00107509-001	305.60	9
10**	10.75	12	2	245-00107512-000	310.41	245-00107512-001	416.16	13
12**	12.00	3	4	245-00120003-000	79.40	245-00120003-001	128.94	3
12**	12.00	6	2	245-00120006-000	155.02	245-00120006-001	207.76	6
12**	12.00	9	2	245-00120009-000	249.60	245-00120009-001	317.82	9
12**	12.00	12	2	245-00120012-000	322.37	245-00120012-001	427.85	12
12**	12.75	3	4	245-00127503-000	80.27	245-00127503-001	130.21	3
12**	12.75	6	2	245-00127506-000	155.61	245-00127506-001	210.88	7
12**	12.75	9	2	245-00127509-000	249.87	245-00127509-001	320.93	10
12**	12.75	12	2	245-00127512-000	324.32	245-00127512-001	431.69	13

* For 1/8" lug-to-lug gridded gaskets (above 2" nom.), use end codes -100 for standard hardware or -101 for 304 stainless steel hardware.

Contact inside sales for pricing.

* For 1/4" thick gaskets, use end codes -300 (smooth) or -400 (gridded) for standard hardware and -301 (smooth) or -401 (gridded) for 304

* For 1/4" thick gridded lug-to-lug gaskets (above 2" nom.), use end codes -800 for standard hardware and -801 for 304 stainless steel hard

** Two piece



CLAMPS



246 PIPE REPAIR CLAMPS Double Band

Nominal Size Inches	O.D. Range Inches	Width Inches	Ctn. Qty.	Elec. Galv. Bolts		304 Stainless Steel Bolts		Approx. Weight lbs.
				Catalog Number	List Price	Catalog Number	List Price	
10	10.00	5	2	246-00100005-000	\$222.03	246-00100005-001	\$ 338.04	12
10	10.00	10	1	246-00100010-000	458.35	246-00100010-001	628.25	24
10	10.25	5	2	246-00102505-000	223.44	246-00102505-001	340.86	12
10	10.25	10	1	246-00102510-000	461.16	246-00102510-001	681.69	24
10	10.75	5	2	246-00107505-000	228.86	246-00107505-001	343.68	14
10	10.75	10	1	246-00107510-000	466.86	246-00107510-001	687.30	28
10	12.00	5	2	246-00120005-000	233.44	246-00120005-001	349.35	15
12	12.00	10	1	246-00120010-000	486.77	246-00120010-001	698.62	30
12	12.00	5	2	246-00120005-000	233.44	246-00120005-001	349.35	15
12	12.00	10	1	246-00120010-000	486.77	246-00120010-001	698.62	30
12	12.25	5	2	246-00122505-000	241.98	246-00122505-001	360.57	15
12	12.25	10	1	246-00122510-000	489.13	246-00122510-001	721.14	30
12	12.75	5	2	246-00127505-000	244.81	246-00127505-001	363.34	16
12	12.75	10	1	246-00127510-000	495.37	246-00127510-001	726.78	30
14	14.00	5	2	246-00140005-000	256.20	246-00140005-001	374.66	16
14	14.00	10	1	246-00140010-000	512.41	246-00140010-001	749.40	31
16	16.00	5	1	246-00160005-000	276.16	246-00160005-001	397.18	17
16	16.00	10	1	246-00160010-000	552.29	246-00160010-001	794.39	33
18	18.00	5	1	246-00180005-000	290.35	246-00180005-001	411.30	18
18	18.00	10	1	246-00180010-000	580.71	246-00180010-001	822.51	36
20	20.00	5	1	246-00200005-000	307.49	246-00200005-001	428.19	19
20	20.00	10	1	246-00200010-000	614.88	246-00200010-001	856.33	39
22	22.00	5	1	246-00220005-000	327.36	246-00220005-001	447.88	20
22	22.00	10	1	246-00220010-000	654.75	246-00220010-001	895.77	41
24	24.00	5	1	246-00240005-000	341.57	246-00240005-001	464.79	22
24	24.00	10	1	246-00240010-000	683.19	246-00240010-001	929.58	44
30	30.00	5	1	246-00300005-000	401.38	246-00300005-001	521.16	23
30	30.00	10	1	246-00300010-000	802.75	246-00300010-001	1,042.25	46

** Two piece design.



CLAMPS



247 FULL CIRCLE REDI-CLAMPS All 304 Stainless Steel

360 Seal

Nominal Size Inches	O.D. Range Inches	Width Inches	Ctn. Qty.	304 Stainless Steel Bolts	List Price	Approx. Weight lbs.
				Catalog Number		
1/2	0.63	3	6	247-00006303-000	\$89.66	1
1/2	0.63	6	6	247-00006306-000	156.94	1
1/2	0.84	3	6	247-00008403-000	90.05	1
1/2	0.84	6	6	247-00008406-000	156.98	2
1/2	0.84	12	2	247-00008412-000*	313.94	3
3/4	0.88	3	6	247-00008803-000	90.35	1
3/4	0.88	6	6	247-00008806-000	157.30	2
3/4	1.05	3	6	247-00010503-000	90.79	1
3/4	1.05	6	6	247-00010506-000	163.55	2
3/4	1.05	12	2	247-00010512-000*	327.10	4
1	1.13	3	6	247-00011303-000	94.38	1
1	1.13	6	6	247-00011306-000	164.08	2
1	1.32	3	6	247-00013203-000	95.55	1
1	1.32	6	6	247-00013206-000	165.67	2
1	1.32	12	2	247-00013212-000*	329.84	4
1 1/4	1.38	3	6	247-00013803-000	95.95	1
1 1/4	1.38	6	6	247-00013806-000	166.10	2
1 1/4	1.66	3	6	247-00016603-000	97.10	1
1 1/4	1.66	6	6	247-00016606-000	167.13	2
1 1/4	1.66	12	2	247-00016612-000*	334.25	4
1 1/2	1.63	3	6	247-00016303-000	97.79	1
1 1/2	1.63	6	6	247-00016306-000	166.72	2
1 1/2	1.90	3	6	247-00019003-000	99.10	2
1 1/2	1.90	6	6	247-00019006-000	169.03	3
1 1/2	1.90	12	2	247-00019012-000*	338.05	4
2	2.13	3	6	247-00021303-000	103.66	2
2	2.13	6	6	247-00021306-000	170.55	3
2	2.38	3	6	247-00023803-000	106.14	2
2	2.38	6	6	247-00023806-000	172.99	4
2	2.38	12	2	247-00023812-000*	345.99	7

*Do not use to join pipe.



CLAMPS



248 REDI-CLAMPS

All 304 Stainless Steel

Partial Coverage

Nominal Size Inches	O.D. Range Inches	Width Inches	Ctn. Qty.	304 Stainless Steel Bolts	List Price	Approx. Weight lbs.
				Catalog Number		
1/2	0.84	3	24	248-00008403-000	\$44.95	1
1/2	0.84	6	12	248-00008406-000	80.97	2
3/4	1.05	3	12	248-00010503-000	45.59	1
3/4	1.05	6	9	248-00010506-000	81.75	1
1	1.32	3	12	248-00013203-000	47.65	1
1	1.32	6	9	248-00013206-000	83.99	2
1 1/4	1.66	3	12	248-00016603-000	47.86	1
1 1/4	1.66	6	6	248-00016606-000	86.06	2
1 1/2	1.90	3	12	248-00019003-000	53.77	1
1 1/2	1.90	6	6	248-00019006-000	103.25	2
2	2.00	3	8	248-00020003-000	65.65	1
2	2.00	6	4	248-00020006-000	126.35	2
2	2.38	3	8	248-00023803-000	66.79	1
2	2.38	6	4	248-00023806-000	131.67	3
2	2.38	9	4	248-00023809-000	197.63	3
2	2.38	12	1	248-00023812-000	265.09	5



CLAMPS



256 FULL CIRCLE REPAIR CLAMPS, Single Band, All 304 Stainless Steel, Cast Lugs

Nominal Size Inches	O.D. Range Inches	Width Inches	Catalog Number	List Price	Approx. Weight lbs.
2	2.35-2.63	7.5	256-00023807-000	\$230.06	7
2	2.35-2.63	15	256-00023815-000	460.06	13
2 1/4-2 1/2	2.70-3.00	7.5	256-00027507-000	242.28	7
2 1/4-2 1/2	2.70-3.00	15	256-00027515-000	482.35	13
3	2.97-3.25	7.5	256-00030007-000	246.10	7
3	2.97-3.25	15	256-00030015-000	488.44	14
3	3.46-3.70	7.5	256-00035007-000	254.99	8
3	3.46-3.70	15	256-00035015-000	497.03	16
3-4	3.73-4.00	7.5	256-00037507-000	260.18	8
3-4	3.73-4.00	15	256-00037515-000	500.98	17
4	3.96-4.25	7.5	256-00040007-000	265.32	8
4	3.96-4.25	15	256-00040015-000	510.97	19
4	4.45-4.73	7.5	256-00045007-000	272.34	8
4	4.45-4.73	15	256-00045015-000	528.48	17
4	4.74-5.14	7.5	256-00048007-000	283.35	9
4	4.74-5.14	15	256-00048015-000	539.06	18
4	4.74-5.14	22.5	256-00048022-000	792.20	27
4-5	4.95-5.35	7.5	256-00050007-000	288.30	9
4-5	4.95-5.35	15	256-00050015-000	576.56	18
4-5	4.95-5.35	22.5	256-00050022-000	918.75	27
4-5	5.22-5.62	7.5	256-00052507-000	290.66	9
4-5	5.22-5.62	15	256-00052515-000	581.24	18
4-5	5.22-5.62	22.5	256-00052522-000	923.46	27
6	6.56-6.96	7.5	256-00066307-000	321.08	10
6	6.56-6.96	15	256-00066315-000	642.20	19
6	6.56-6.96	22.5	256-00066322-000	1,021.86	28
6	6.84-7.24	7.5	256-00069007-000	325.76	10
6	6.84-7.24	15	256-00069015-000	651.58	20
6	6.84-7.24	22.5	256-00069022-000	1,040.61	30
6	6.84-7.24	30	256-00069030-000	1,303.12	40
6	7.05-7.45	7.5	256-00071007-000	\$346.82	10
6	7.05-7.45	15	256-00071015-000	693.75	20
6	7.05-7.45	22.5	256-00071022-000	1,106.26	30
6	7.45-7.85	7.5	256-00074507-000	353.88	10
6	7.45-7.85	15	256-00074515-000	707.81	20
6	7.45-7.85	22.5	256-00074522-000	1,134.34	30
8	8.54-8.94	7.5	256-00086307-000	363.29	13
8	8.54-8.94	15	256-00086315-000	726.56	24
8	8.54-8.94	22.5	256-00086322-000	1,195.29	37
8	8.99-9.39	7.5	256-00090507-000	370.34	13
8	8.99-9.39	15	256-00090515-000	740.62	25



CLAMPS



256 FULL CIRCLE REPAIR CLAMPS

Single Band, All 304 Stainless Steel, Cast Lugs

Nominal Size Inches	O.D. Range Inches	Width Inches	Catalog Number	List Price	Approx. Weight lbs.
8	8.99-9.39	22.5	256-00090522-000	1,218.71	37
8	9.27-9.67	7.5	256-00094007-000	377.36	13
8	9.27-9.67	15	256-00094015-000	754.66	25
8	9.27-9.67	22.5	256-00094022-000	1,251.56	37
10	10.64-11.04	7.5	256-00107507-000	461.73	13
10	10.64-11.04	15	256-00107515-000	923.46	26
10	10.64-11.04	22.5	256-00107522-000	1,429.68	39
10	11.04-11.44	7.5	256-00111007-000	471.07	14
10	11.04-11.44	15	256-00111015-000	942.15	27
10	11.04-11.44	22.5	256-00111022-000	1,462.50	42
10	11.75-12.15	7.5	256-00114007-000	478.12	14
10	11.34-11.74	15	256-00114015-000	956.21	28
10	11.34-11.74	22.5	256-00114022-000	1,485.93	42
10	11.34-11.74	7.5	256-00117507-000	489.84	14
10	11.75-12.15	15	256-00117515-000	979.67	27
10	11.75-12.15	22.5	256-00117522-000	1,518.71	45
12	13.10-13.02	7.5	256-00127507-000	515.62	15
12	12.62-13.02	15	256-00127515-000	1,031.23	30
12	12.62-13.02	22.5	256-00127522-000	1,598.43	44
12	13.40-13.50	7.5	256-00132007-000	529.71	15
12	13.10-13.50	15	256-00132015-000	1,059.39	29
12	13.10-13.50	22.5	256-00132022-000	1,640.64	44
12	13.40-13.80	7.5	256-00134007-000	534.37	15
12	13.40-13.80	15	256-00134015-000	1,068.74	30
12	13.40-13.80	22.5	256-00134022-000	1,654.67	45
12	13.70-14.10	7.5	256-00137007-000	541.89	16
12	13.70-14.10	15	256-00137015-000	1,082.74	32
12	13.70-14.10	22.5	256-00137022-000	1,678.12	48
12	14.00-14.40	7.5	256-00140007-000	548.44	16
12	14.00-14.40	15	256-00140015-000	1,096.86	32
12	14.00-14.40	22.5	256-00140022-000	1,701.55	47

For use on HDPE spring washers are required.



CLAMPS



257 FULL CIRCLE REPAIR CLAMPS Double Band All 304 Stainless Steel, Cast Lugs

Nominal Size Inches	O.D. Range Inches	Width Inches	Catalog Number	List Price	Approx. Weight lbs.
4	4.74-5.54	7.5	257-00048007-000	\$528.91	15
4	4.74-5.54	15	257-00048015-000	1,010.14	30
4	4.74-5.54	22.5	257-00048022-000	1,467.15	45
6	6.84-7.64	7.5	257-00069007-000	548.44	16
6	6.84-7.64	15	257-00069015-000	1,096.86	32
6	6.84-7.64	22.5	257-00069022-000	1,673.41	48
8	8.99-9.79	7.5	257-00090507-000	628.10	20
8	8.99-9.79	15	257-00090515-000	1,256.25	41
8	8.99-9.79	22.5	257-00090522-000	1,884.34	61
10	11.04-11.84	7.5	257-00111007-000	698.43	22
10	11.04-11.84	15	257-00111015-000	1,396.86	45
10	11.04-11.84	22.5	257-00111022-000	2,015.62	67
10	11.60-12.40	7.5	257-00116007-000	717.17	45
10	11.60-12.40	15	257-00116015-000	1,434.38	45
10	11.60-12.40	22.5	257-00116022-000	2,128.12	67
12	13.14-13.94	7.5	257-00132007-000	775.80	23
12	13.14-13.94	15	257-00132015-000	1,551.54	46
12	13.14-13.94	22.5	257-00132022-000	2,282.78	70
12	13.65-14.45	7.5	257-00136507-000	792.20	24
12	13.65-14.45	15	257-00136515-000	1,584.35	49
12	13.65-14.45	22.5	257-00136522-000	2,329.67	73

For use on HDPE spring washers are required



CLAMPS



261 FULL CIRCLE REPAIR CLAMPS

Single Band, All 304 Stainless Steel, Fabricated Lugs

Nominal Size Inches	O.D. Range Inches	Width Inches	Catalog Number	List Price	Approx. Weight lbs.
2	2.35-2.63	7.5	261-00023807-000	\$124.11	5
		10	261-00023810-000	172.75	7
		12.5	261-00023812-000	206.45	8
		15.0	261-00023815-000	230.73	9
2 1/4 - 2 1/2	2.70-3.00	7.5	261-00027507-000	129.02	5
		10	261-00027510-000	178.98	7
		12.5	261-00027512-000	211.31	8
		15.0	261-00027515-000	243.06	10
3	2.97-3.25	7.5	261-00030007-000	137.88	5
		10	261-00030010-000	183.89	7
		12.5	261-00030012-000	216.06	8
		15.0	261-00030015-000	255.45	10
3	3.46-3.70	7.5	261-00035007-000	140.60	6
		10	261-00035010-000	187.15	7
		12.5	261-00035012-000	219.35	8
		15.0	261-00035015-000	257.05	10
3-4	3.73-4.00	7.5	261-00037507-000	142.29	5
		10	261-00037510-000	194.21	7
		12.5	261-00037512-000	227.37	8
		15.0	261-00037515-000	263.87	11
3-4	3.96-4.25	7.5	261-00040007-000	145.81	6
		10	261-00040010-000	198.09	7
		12.5	261-00040012-000	230.93	9
		15.0	261-00040015-000	267.82	11
4	4.45-4.73	7.5	261-00045007-000	155.64	6
		10	261-00045010-000	208.15	8
		12.5	261-00045012-000	242.71	9
		15.0	261-00045015-000	269.83	11
4	4.74-5.14	7.5	261-00048007-000	159.11	7
		10	261-00048010-000	209.50	9
		12.5	261-00048012-000	244.15	10
		15	261-00048015-000	271.15	13
		20.0	261-00048020-000	409.25	17
4-5	4.95-5.35	7.5	261-00050007-000	165.75	7
		10	261-00050010-000	210.90	9
		12.5	261-00050012-000	245.54	10
		12.5	261-00050012-000	245.54	11
		20.0	261-00050020-000	411.94	17
4-5	5.22-5.62	7.5	261-00052507-000	170.13	7
		10	261-00052510-000	212.81	11
		12.5	261-00052512-000	248.24	11
		20.0	261-00052520-000	417.40	18



CLAMPS



261 FULL CIRCLE REDI-CLAMPS,
Single Band, All 304 Stainless Steel, Fabricated Lugs

Nominal Size Inches	O.D. Range Inches	Width Inches	Catalog Number	List Price	Approx. Weight lbs.
6	5.95-6.35	7.5	261-00060007-000	175.38	7
		10	261-00060010-000	247.76	10
		12.5	261-00060012-000	291.92	13
		15	261-00060015-000	321.93	14
		20.0	261-00060020-000	499.36	17
6	6.56-6.96	7.5	261-00066307-000	179.80	8
		10.0	261-00066310-000	249.32	10
		12.5	261-00066312-000	294.66	12
		15	261-00066315-000	324.67	15
		20	261-00066320-000	506.79	20
		25.0	261-00066325-000	634.13	30
6	6.84-7.24	7.5	261-00069007-000	\$185.52	8
		10.0	261-00069010-000	250.98	10
		12.5	261-00069012-000	297.34	12
		15	261-00069015-000	327.36	15
		20	261-00069020-000	514.26	20
		25.0	261-00069025-000	642.74	25
6	7.05-7.45	30.0	261-00069030-000	735.07	30
		7.5	261-00071007-000	188.28	8
		10.0	261-00071010-000	253.70	10
		12.5	261-00071012-000	300.07	12
		15	261-00071015-000	330.13	15
		20	261-00071020-000	522.10	20
6	7.45-7.85	25.0	261-00071025-000	654.33	25
		30.0	261-00071030-000	751.50	30
		7.5	261-00074507-000	205.02	8
		10.0	261-00074510-000	273.88	11
		12.5	261-00074512-000	334.82	13
		15	261-00074515-000	364.83	16
8	7.95-8.35	20	261-00074520-000	530.17	21
		25.0	261-00074525-000	664.29	25
		30.0	261-00074530-000	772.20	31
		7.5	261-00080007-000	214.18	9
		10.0	261-00080010-000	283.70	11
		12.5	261-00080012-000	343.76	13
8	8.54-8.94	15	261-00080015-000	392.87	17
		20	261-00080020-000	556.55	22
		25.0	261-00080025-000	692.95	27
		30.0	261-00080030-000	815.16	33
		7.5	261-00086307-000	215.55	9
		10.0	261-00086310-000	285.10	12
8	8.54-8.94	12.5	261-00086312-000	345.15	14
		15	261-00086315-000	395.59	17
		20	261-00086320-000	559.27	22
		25.0	261-00086325-000	706.00	28
		30.0	261-00086330-000	833.20	34



CLAMPS



261 FULL CIRCLE REPAIR CLAMPS

Single Band, All 304 Stainless Steel, Fabricated Lugs

Nominal Size Inches	O.D. Range Inches	Width Inches	Catalog Number	List Price	Approx. Weight lbs.
8	8.99-9.39	7.5	261-00090507-000	216.93	9
		10.0	261-00090510-000	286.46	12
		12.5	261-00090512-000	346.48	15
		15	261-00090515-000	398.31	17
		20	261-00090520-000	577.91	23
		25.0	261-00090525-000	721.97	29
		30.0	261-00090530-000	854.41	35
8	9.27-9.67	7.5	261-00094007-000	218.28	9
		10.0	261-00094010-000	289.18	12
		12.5	261-00094012-000	349.19	16
		15	261-00094015-000	401.36	18
		20	261-00094020-000	586.03	24
		25.0	261-00094025-000	731.34	29
		30.0	261-00094030-000	874.97	35
8-10	9.70-10.10	7.5	261-00100007-000	279.94	9
		10.0	261-00100010-000	375.01	13
		12.5	261-00100012-000	439.27	16
		15	261-00100015-000	504.72	19
		20	261-00100020-000	673.87	25
		25.0	261-00100025-000	845.44	31
		30.0	261-00100030-000	968.46	37
10	10.64-11.04	7.5	261-00107507-000	\$281.01	10
		10.0	261-00107510-000	369.66	14
		12.5	261-00107512-000	440.57	16
		15	261-00107515-000	510.15	19
		20	261-00107520-000	686.14	25
		25.0	261-00107525-000	852.18	33
		30.0	261-00107530-000	980.42	39
10	11.04-11.44	7.5	261-00111007-000	282.31	10
		10.0	261-00111010-000	371.04	13
		12.5	261-00111012-000	441.95	17
		15	261-00111015-000	512.91	20
		20	261-00111020-000	704.94	25
		25.0	261-00111025-000	870.85	33
		30.0	261-00111030-000	1,001.51	40
10	11.34-11.74	7.5	261-00114007-000	283.70	10
		10.0	261-00114010-000	373.73	14
		12.5	261-00114012-000	443.04	17
		15	261-00114015-000	515.63	21
		20	261-00114020-000	707.76	28
		25.0	261-00114025-000	882.41	35
		30.0	261-00114030-000	1,024.60	42



CLAMPS



261 FULL CIRCLE REPAIR CLAMPS

Single Band, All 304 Stainless Steel, Fabricated Lugs

Nominal Size Inches	O.D. Range Inches	Width Inches	Catalog Number	List Price	Approx. Weight lbs.
10	11.75-12.15	7.5	261-00117507-000	285.09	11
		10.0	261-00117510-000	375.13	14
		12.5	261-00117512-000	444.70	17
		15	261-00117515-000	518.32	22
		20	261-00117520-000	723.57	28
		25.0	261-00117525-000	923.16	34
		30.0	261-00117530-000	1,077.36	42
10-12	12.00-12.40	7.5	261-00120007-000	318.24	11
		10.0	261-00120010-000	421.50	15
		12.5	261-00120012-000	509.09	18
		15	261-00120015-000	575.64	21
		20	261-00120020-000	799.37	28
		25.0	261-00120025-000	949.37	35
		30.0	261-00120030-000	1,129.47	42
12	12.62-13.02	7.5	261-00127507-000	319.17	11
		10.0	261-00127510-000	422.87	15
		12.5	261-00127512-000	512.91	18
		15	261-00127515-000	581.10	21
		20	261-00127520-000	816.22	30
		25.0	261-00127525-000	954.85	38
		30.0	261-00127530-000	1,145.62	45
12	13.10-13.50	7.5	261-00132007-000	334.08	12
		10.0	261-00132010-000	441.68	15
		12.5	261-00132012-000	535.11	18
		15	261-00132015-000	608.67	21
		20	261-00132020-000	831.71	29
		25.0	261-00132025-000	996.52	38
		30.0	261-00132030-000	1,168.35	45
12	13.40-13.80	7.5	261-00134007-000	336.88	12
		10.0	261-00134010-000	444.51	15
		12.5	261-00134012-000	537.90	19
		15	261-00134015-000	614.34	23
		20	261-00134020-000	846.50	31
		25.0	261-00134025-000	1,002.21	38
		30.0	261-00134030-000	1,189.08	45

For use on HDPE spring washers are required



CLAMPS



262 FULL CIRCLE REPAIR CLAMPS, Double Band, All 304 Stainless Steel, Fabricated Lugs

Nominal Size Inches	O.D. Range Inches	Width Inches	Catalog Number	List Price	Approx. Weight lbs.
3	3.49-4.29	7.5	262-00035007-000	\$198.53	9
		10	262-00035010-000	296.17	12
		12.5	262-00035012-000	313.88	15
		15.0	262-00035015-000	370.48	18
		20.0	262-00035020-000	479.24	24
4	4.44-5.24	7.5	262-00045007-000	242.04	10
		10	262-00045010-000	320.21	13
		12.5	262-00045012-000	379.11	16
		15	262-00045015-000	453.33	20
		20.0	262-00045020-000	607.04	26
4	4.74-5.57	7.5	262-00048007-000	243.89	10
		10	262-00048010-000	323.42	14
		12.5	262-00048012-000	381.74	16
		15	262-00048015-000	455.94	20
		20.0	262-00048020-000	609.76	27
6	6.62-7.42	7.5	262-00066307-000	280.19	11
		10	262-00066310-000	360.53	16
		12.5	262-00066312-000	418.88	18
		15	262-00066315-000	530.19	22
		20.0	262-00066320-000	723.71	29
6	6.84-7.64	7.5	262-00069007-000	283.67	12
		10	262-00069010-000	363.17	15
		12.5	262-00069012-000	421.50	18
		15	262-00069015-000	534.19	22
		20.0	262-00069020-000	726.35	29
8	8.62-9.42	7.5	262-00086307-000	320.79	13
		10	262-00086310-000	400.28	17
		12.5	262-00086312-000	466.56	20
		15	262-00086315-000	607.07	25
		20.0	262-00086320-000	821.78	34
8	8.99-9.79	7.5	262-00090507-000	323.42	14
		10	262-00090510-000	402.96	18
		12.5	262-00090512-000	469.23	22
		15	262-00090515-000	609.76	26
		20.0	262-00090520-000	824.42	35
10	10.75-11.55	10	262-00107510-000	524.88	21
		15	262-00107515-000	755.54	31
		20	262-00107520-000	1,007.33	42
10	11.10-11.90	10	262-00111010-000	527.55	21
		15	262-00111015-000	758.14	32
		20	262-00111020-000	1,010.02	42

For use on HDPE pipe, spring washers are required



CLAMPS



262 FULL CIRCLE REPAIR CLAMPS,
Double Band, All 304 Stainless Steel, Fabricated Lugs

Nominal Size Inches	O.D. Range Inches	Width Inches	Catalog Number	List Price	Approx. Weight lbs.
10	11.60-12.40	10	262-00116010-000	530.19	22
		15	262-00116015-000	760.82	32
		20	262-00116020-000	1,012.66	43
12	12.75-13.55	10	262-00127510-000	601.79	23
		15	262-00127515-000	864.22	35
		20	262-00127520-000	1,166.40	46
12	13.20-14.00	10	262-00132010-000	604.44	24
		15	262-00132015-000	866.83	35
		20	262-00132020-000	1,169.03	47
12	13.65-14.45	10.0	262-00136510-000	607.04	24
		15	262-00136515-000	872.14	36
		20	262-00136520-000	1,174.35	47
12	14.00-14.80	10	262-00140010-000	612.40	26
		15	262-00140015-000	880.09	38
		20	262-00140020-000	1,179.66	51

For use on HDPE spring washers are required



CLAMPS



263 FULL CIRCLE REPAIR-CLAMPS Multi-Band, All 304 Stainless Steel, Fabricated Lugs

O.D. Range Inches	Width Inches	Catalog Number	List Price	Approx. Weight lbs.
11.04-12.24	10	263-00111010-000	\$805.69	21
	15	263-00111015-000	1,091.84	34
	20	263-00111020-000	1,568.93	47
	30	263-00111030-000	2,443.50	74
13.14-14.34	10	263-00132010-000	826.82	24
	15	263-00132015-000	1,166.06	35
	20	263-00132020-000	1,613.97	49
	30	263-00132030-000	2,488.51	76
13.65-14.85	10	263-00136510-000	850.71	27
	15	263-00136515-000	1,213.77	36
	20	263-00136520-000	1,669.64	50
	30	263-00136530-000	2,525.63	78
14.85-16.05	10	263-00148510-000	967.31	30
	15	263-00148515-000	1,399.27	41
	20	263-00148520-000	1,886.96	53
	30	263-00148530-000	2,862.24	80
15.92-17.12	10	263-00159210-000	983.22	30
	15	263-00159215-000	1,423.16	45
	20	263-00159220-000	1,924.04	62
	30	263-00159230-000	2,915.25	80
17.15-18.35	10	263-00171510-000	1,020.37	31
	15	263-00171515-000	1,468.23	46
	20	263-00171520-000	1,950.54	64
	30	263-00171530-000	3,007.98	80
18.46-19.66	10	263-00184610-000	1,038.89	31
	15	263-00184615-000	1,497.34	45
	20	263-00184620-000	2,030.05	53
	30	263-00184630-000	3,074.24	81
19.45-20.65	10	263-00194510-000	1,075.98	34
	15	263-00194515-000	1,637.76	46
	20	263-00194520-000	2,218.19	56
	30	263-00194530-000	3,357.81	81
21.52-22.72	10	263-00215210-000	1,158.13	34
	15	263-00215215-000	1,696.11	48
	20	263-00215220-000	2,252.67	59
	30	263-00215230-000	3,445.25	84



CLAMPS



263 FULL CIRCLE REPAIR-CLAMPS

Multi-Band, All 304 Stainless Steel, Fabricated Lugs

O.D. Range Inches	Width Inches	Catalog Number	List Price	Approx. Weight lbs.
22.80-24.00	10	263-00228010-000	1,788.84	36
	15	263-00228015-000	2,576.00	51
	20	263-00228020-000	3,498.25	62
	30	263-00228030-000	5,300.39	88
24.38-25.58	10	263-00243810-000	1,802.12	42
	15	263-00243815-000	2,623.69	60
	20	263-00243820-000	3,551.27	73
	30	263-00243830-000	5,353.40	106
25.70-26.90	10	263-00257010-000	1,828.60	43
	15	263-00257015-000	2,650.20	62
	20	263-00257020-000	3,604.30	74
	30	263-00257030-000	5,406.42	106



CLAMPS



264 TAPPED FULL CIRCLE REPAIR CLAMPS, Single Band, All 304 Stainless Steel, Fabricated Lugs

Nominal Size Inches	O.D. Range Inches	Width Inches	Catalog Number				List Price	Approx. Weight lbs.
			3/4" NPT	3/4" CC	1" NPT	1" CC		
3	3.46-3.70	7.5	264-00035007-006	264-00035007-007	264-00035007-008	264-00035007-009	\$208.08	6
		10	264-00035010-006	264-00035010-007	264-00035010-008	264-00035010-009	254.64	7
		12.5	264-00035012-006	264-00035012-007	264-00035012-008	264-00035012-009	286.84	8
		15.0	264-00035015-006	264-00035015-007	264-00035015-008	264-00035015-009	324.53	10
3	3.73-4.00	7.5	264-00037507-006	264-00037507-007	264-00037507-008	264-00037507-009	209.77	6
		10	264-00037510-006	264-00037510-007	264-00037510-008	264-00037510-009	261.70	7
		12.5	264-00037512-006	264-00037512-007	264-00037512-008	264-00037512-009	294.85	9
		15.0	264-00037515-006	264-00037515-007	264-00037515-008	264-00037515-009	331.35	13
4	3.96-4.25	7.5	264-00040007-006	264-00040007-007	264-00040007-008	264-00040007-009	213.30	6
		10	264-00040010-006	264-00040010-007	264-00040010-008	264-00040010-009	265.58	10
		12.5	264-00040012-006	264-00040012-007	264-00040012-008	264-00040012-009	298.41	10
		15.0	264-00040015-006	264-00040015-007	264-00040015-008	264-00040015-009	335.31	10
4	4.45-4.73	7.5	264-00045007-006	264-00045007-007	264-00045007-008	264-00045007-009	223.13	6
		10	264-00045010-006	264-00045010-007	264-00045010-008	264-00045010-009	275.65	7
		12.5	264-00045012-006	264-00045012-007	264-00045012-008	264-00045012-009	310.19	10
		15.0	264-00045015-006	264-00045015-007	264-00045015-008	264-00045015-009	337.32	11
4	4.74-5.14	7.5	264-00048007-006	264-00048007-007	264-00048007-008	264-00048007-009	226.59	7
		10	264-00048010-006	264-00048010-007	264-00048010-008	264-00048010-009	276.99	11
		12.5	264-00048012-006	264-00048012-007	264-00048012-008	264-00048012-009	311.64	11
		15.0	264-00048015-006	264-00048015-007	264-00048015-008	264-00048015-009	338.64	16
6	6.56-6.96	7.5	264-00066307-006	264-00066307-007	264-00066307-008	264-00066307-009	247.29	8
		10	264-00066310-006	264-00066310-007	264-00066310-008	264-00066310-009	316.81	11
		12.5	264-00066312-006	264-00066312-007	264-00066312-008	264-00066312-009	362.16	13
		15.0	264-00066315-006	264-00066315-007	264-00066315-008	264-00066315-009	392.15	18
6	6.84-7.24	7.5	264-00069007-006	264-00069007-007	264-00069007-008	264-00069007-009	253.01	10
		10	264-00069010-006	264-00069010-007	264-00069010-008	264-00069010-009	318.48	13
		12.5	264-00069012-006	264-00069012-007	264-00069012-008	264-00069012-009	364.82	12
		15.0	264-00069015-006	264-00069015-007	264-00069015-008	264-00069015-009	394.84	15
8	8.54-8.94	7.5	264-00086307-006	264-00086307-007	264-00086307-008	264-00086307-009	283.04	9
		10	264-00086310-006	264-00086310-007	264-00086310-008	264-00086310-009	352.59	15
		12.5	264-00086312-006	264-00086312-007	264-00086312-008	264-00086312-009	412.63	15
		15.0	264-00086315-006	264-00086315-007	264-00086315-008	264-00086315-009	463.07	17
8	8.99-9.39	7.5	264-00090507-006	264-00090507-007	264-00090507-008	264-00090507-009	284.41	9
		10	264-00090510-006	264-00090510-007	264-00090510-008	264-00090510-009	353.96	13
		12.5	264-00090512-006	264-00090512-007	264-00090512-008	264-00090512-009	413.96	16
		15.0	264-00090515-006	264-00090515-007	264-00090515-008	264-00090515-009	465.79	17

3/4" and 1" NPT and CC Taps

Additional widths available upon request.

For use on HDPE spring washers are required



CLAMPS



264 TAPPED FULL CIRCLE REPAIR CLAMPS

Single Band, All 304 Stainless Steel, Fabricated Lugs

Nominal Size Inches	O.D. Range Inches	Width Inches	Catalog Number				List Price	Approx. Weight lbs.
			1 1/4" NPT	1 1/4" CC	1 1/2" NPT	1 1/2" CC		
4	4.45-4.73	7.5	264-00045007-010	264-00045007-011	264-00045007-012	264-00045007-013	\$245.63	6
		10	264-00045010-010	264-00045010-011	264-00045010-012	264-00045010-013	298.14	7
		12.5	264-00045012-010	264-00045012-011	264-00045012-012	264-00045012-013	332.69	10
		15.0	264-00045015-010	264-00045015-011	264-00045015-012	264-00045015-013	359.81	11
4	4.74-5.14	7.5	264-00048007-010	264-00048007-011	264-00048007-012	264-00048007-013	249.08	7
		10	264-00048010-010	264-00048010-011	264-00048010-012	264-00048010-013	299.48	11
		12.5	264-00048012-010	264-00048012-011	264-00048012-012	264-00048012-013	334.13	11
		15.0	264-00048015-010	264-00048015-011	264-00048015-012	264-00048015-013	361.14	16
6	6.56-6.96	7.5	264-00066307-010	264-00066307-011	264-00066307-012	264-00066307-013	269.78	8
		10	264-00066310-010	264-00066310-011	264-00066310-012	264-00066310-013	339.31	10
		12.5	264-00066312-010	264-00066312-011	264-00066312-012	264-00066312-013	384.65	13
		15.0	264-00066315-010	264-00066315-011	264-00066315-012	264-00066315-013	414.66	15
6	6.84-7.24	7.5	264-00069007-010	264-00069007-011	264-00069007-012	264-00069007-013	275.50	8
		10	264-00069010-010	264-00069010-011	264-00069010-012	264-00069010-013	340.97	13
		12.5	264-00069012-010	264-00069012-011	264-00069012-012	264-00069012-013	387.32	13
		15.0	264-00069015-010	264-00069015-011	264-00069015-012	264-00069015-013	417.34	15
8	8.54-8.94	7.5	264-00086307-010	264-00086307-011	264-00086307-012	264-00086307-013	305.53	9
		10	264-00086310-010	264-00086310-011	264-00086310-012	264-00086310-013	375.08	15
		12.5	264-00086312-010	264-00086312-011	264-00086312-012	264-00086312-013	435.13	15
		15.0	264-00086315-010	264-00086315-011	264-00086315-012	264-00086315-013	485.57	17
8	8.99-9.39	7.5	264-00090507-010	264-00090507-011	264-00090507-012	264-00090507-013	306.90	10
		10	264-00090510-010	264-00090510-011	264-00090510-012	264-00090510-013	376.45	13
		12.5	264-00090512-010	264-00090512-011	264-00090512-012	264-00090512-013	436.46	15
		15.0	264-00090515-010	264-00090515-011	264-00090515-012	264-00090515-013	488.29	20

Additional widths and tap sizes available upon request.

For use on HDPE, spring washers are required.



CLAMPS



264 TAPPED FULL CIRCLE REPAIR CLAMPS

Single Band, All 304 Stainless Steel, Fabricated Lugs

Nominal Size Inches	O.D. Range Inches	Catalog Number		List Price	Approx. Weight lbs.
		2" NPT	2" CC		
4	4.45-4.73	264-00045007-014	264-00045007-015	\$266.99	6
		264-00045010-014	264-00045010-015	319.50	7
		264-00045012-014	264-00045012-015	354.06	10
		264-00045015-014	264-00045015-015	381.18	11
4	4.74-5.14	264-00048007-014	264-00048007-015	270.46	7
		264-00048010-014	264-00048010-015	320.85	11
		264-00048012-014	264-00048012-015	355.50	11
		264-00048015-014	264-00048015-015	382.50	15
6	6.56-6.96	264-00066307-014	264-00066307-015	291.14	8
		264-00066310-014	264-00066310-015	360.68	11
		264-00066312-014	264-00066312-015	406.01	13
		264-00066315-014	264-00066315-015	436.02	18
6	6.84-7.24	264-00069007-014	264-00069007-015	296.87	8
		264-00069010-014	264-00069010-015	362.33	11
		264-00069012-014	264-00069012-015	408.69	13
		264-00069015-014	264-00069015-015	438.71	19
8	8.54-8.94	264-00086307-014	264-00086307-015	326.90	9
		264-00086310-014	264-00086310-015	396.45	11
		264-00086312-014	264-00086312-015	456.50	15
		264-00086315-014	264-00086315-015	506.94	17
8	8.99-9.39	264-00090507-014	264-00090507-015	328.27	10
		264-00090510-014	264-00090510-015	397.81	12
		264-00090512-014	264-00090512-015	457.83	16
		264-00090515-014	264-00090515-015	509.66	18

Additional widths and tap sizes available upon request.

For use on HDPE spring washers are required



CLAMPS



265 TAPPED FULL CIRCLE REPAIR CLAMPS, Double Band, All 304 Stainless Steel, Fabricated Lugs

Nominal Size Inches	O.D. Range Inches	Width Inches	Catalog Number				List Price	Approx. Weight lbs.
			3/4" NPT	3/4" CC	1" NPT	1" CC		
4	4.44-5.24	7.5	265-00045007-006	265-00045007-007	265-00045007-008	265-00045007-009	\$309.52	10
		10	265-00045010-006	265-00045010-007	265-00045010-008	265-00045010-009	387.69	15
		12.5	265-00045012-006	265-00045012-007	265-00045012-008	265-00045012-009	446.60	17
		15	265-00045015-006	265-00045015-007	265-00045015-008	265-00045015-009	520.81	23
6	6.62-7.42	7.5	265-00066307-006	265-00066307-007	265-00066307-008	265-00066307-009	347.69	11
		10	265-00066310-006	265-00066310-007	265-00066310-008	265-00066310-009	428.01	15
		12.5	265-00066312-006	265-00066312-007	265-00066312-008	265-00066312-009	486.37	19
		15	265-00066315-006	265-00066315-007	265-00066315-008	265-00066315-009	597.67	23
6	6.84-7.64	7.5	265-00069007-006	265-00069007-007	265-00069007-008	265-00069007-009	351.15	12
		10	265-00069010-006	265-00069010-007	265-00069010-008	265-00069010-009	430.67	16
		12.5	265-00069012-006	265-00069012-007	265-00069012-008	265-00069012-009	488.99	19
		15	265-00069015-006	265-00069015-007	265-00069015-008	265-00069015-009	601.67	30
8	8.62-9.42	7.5	265-00086307-006	265-00086307-007	265-00086307-008	265-00086307-009	388.27	13
		10	265-00086310-006	265-00086310-007	265-00086310-008	265-00086310-009	467.76	17
		12.5	265-00086312-006	265-00086312-007	265-00086312-008	265-00086312-009	534.04	22
		15	265-00086315-006	265-00086315-007	265-00086315-008	265-00086315-009	674.55	25
8	8.99-9.79	7.5	265-00090507-006	265-00090507-007	265-00090507-008	265-00090507-009	390.90	17
		10	265-00090510-006	265-00090510-007	265-00090510-008	265-00090510-009	470.44	20
		12.5	265-00090512-006	265-00090512-007	265-00090512-008	265-00090512-009	536.72	23
		15	265-00090515-006	265-00090515-007	265-00090515-008	265-00090515-009	677.24	30
10	10.75-11.55	10	265-00107510-006	265-00107510-007	265-00107510-008	265-00107510-009	592.37	23
		12.5	265-00107512-006	265-00107512-007	265-00107512-008	265-00107512-009	707.70	27
		15	265-00107515-006	265-00107515-007	265-00107515-008	265-00107515-009	823.02	35
10	11.10-11.90	10	265-00111010-006	265-00111010-007	265-00111010-008	265-00111010-009	595.05	27
		12.5	265-00111012-006	265-00111012-007	265-00111012-008	265-00111012-009	710.34	27
		15	265-00111015-006	265-00111015-007	265-00111015-008	265-00111015-009	825.63	34
12	13.20-14.00	10	265-00132010-006	265-00132010-007	265-00132010-008	265-00132010-009	671.93	25
		12.5	265-00132012-006	265-00132012-007	265-00132012-008	265-00132012-009	803.13	30
		15	265-00132015-006	265-00132015-007	265-00132015-008	265-00132015-009	934.31	37
12	12.75-13.55	10.0	265-00127510-006	265-00127510-007	265-00127510-008	265-00127510-009	669.28	25
		12.5	265-00127512-006	265-00127512-007	265-00127512-008	265-00127512-009	800.49	29
		15	265-00127515-006	265-00127515-007	265-00127515-008	265-00127515-009	931.71	37



CLAMPS



265 TAPPED FULL CIRCLE REPAIR CLAMPS, Double Band, All 304 Stainless Steel, Fabricated Lugs

Nominal Size Inches	O.D. Range In.	Width In.	Catalog Number				List Price	Catalog Number		List Price	Approx. Weight lbs.
			1 1/4" NPT	1 1/4" CC	1 1/2" NPT	1 1/2" CC		2" NPT	2" CC		
4	4.44-5.24	7.5	265-00045007-010	265-00045007-011	265-00045007-012	265-00045007-013	\$ 332.01	265-00045007-014	265-00045007-015	\$ 353.38	10
		10	265-00045010-010	265-00045010-011	265-00045010-012	265-00045010-013	410.19	265-00045010-014	265-00045010-015	431.56	13
		12.5	265-00045012-010	265-00045012-011	265-00045012-012	265-00045012-013	469.09	265-00045010-014	265-00045010-015	490.47	16
		15	265-00045015-010	265-00045015-011	265-00045015-012	265-00045015-013	543.30	265-00045015-014	265-00045015-015	564.67	23
6	6.62-7.42	7.5	265-00066307-010	265-00066307-011	265-00066307-012	265-00066307-013	370.18	265-00066307-014	265-00066307-015	391.55	12
		10	265-00066310-010	265-00066310-011	265-00066310-012	265-00066310-013	450.50	265-00066310-014	265-00066310-015	471.87	20
		12.5	265-00066312-010	265-00066312-011	265-00066312-012	265-00066312-013	508.86	265-00066312-014	265-00066312-015	530.23	19
		15	265-00066315-010	265-00066315-011	265-00066315-012	265-00066315-013	620.17	265-00066315-014	265-00066315-015	641.54	23
6	6.84-7.64	7.5	265-00069007-010	265-00069007-011	265-00069007-012	265-00069007-013	373.65	265-00069007-014	265-00069007-015	395.02	12
		10	265-00069010-010	265-00069010-011	265-00069010-012	265-00069010-013	453.16	265-00069010-014	265-00069010-015	474.53	16
		12.5	265-00069012-010	265-00069012-011	265-00069012-012	265-00069012-013	511.49	265-00069012-014	265-00069012-015	532.85	19
		15	265-00069015-010	265-00069015-011	265-00069015-012	265-00069015-013	624.16	265-00069015-014	265-00069015-015	645.54	30
8	8.62-9.42	7.5	265-00086307-010	265-00086307-011	265-00086307-012	265-00086307-013	410.77	265-00086307-014	265-00086307-015	432.14	13
		10	265-00086310-010	265-00086310-011	265-00086310-012	265-00086310-013	490.27	265-00086310-014	265-00086310-015	511.63	17
		12.5	265-00086312-010	265-00086312-011	265-00086312-012	265-00086312-013	556.54	265-00086312-014	265-00086312-015	577.91	22
		15	265-00086315-010	265-00086315-011	265-00086315-012	265-00086315-013	697.04	265-00086315-014	265-00086315-015	718.42	25
8	8.99-9.79	7.5	265-00090507-010	265-00090507-011	265-00090507-012	265-00090507-013	413.40	265-00090507-014	265-00090507-015	434.77	14
		10	265-00090510-010	265-00090510-011	265-00090510-012	265-00090510-013	492.94	265-00090510-014	265-00090510-015	514.31	20
		12.5	265-00090512-010	265-00090512-011	265-00090512-012	265-00090512-013	559.21	265-00090512-014	265-00090512-015	580.59	25
		15	265-00090515-010	265-00090515-011	265-00090515-012	265-00090515-013	699.73	265-00090515-014	265-00090515-015	721.10	30
10	10.75-11.55	10	265-00107510-010	265-00107510-011	265-00107510-012	265-00107510-013	614.86	265-00107510-014	265-00107510-015	636.24	23
		12.5	265-00107512-010	265-00107512-011	265-00107512-012	265-00107512-013	730.20	265-00107512-014	265-00107512-015	751.57	27
		15	265-00107515-010	265-00107515-011	265-00107515-012	265-00107515-013	845.51	265-00107515-014	265-00107515-015	870.26	35
		10	265-00111010-010	265-00111010-011	265-00111010-012	265-00111010-013	617.54	265-00111010-014	265-00111010-015	638.90	23
10	11.10-11.90	12.5	265-00111012-010	265-00111012-011	265-00111012-012	265-00111012-013	732.83	265-00111012-014	265-00111012-015	754.20	28
		15	265-00111015-010	265-00111015-011	265-00111015-012	265-00111015-013	848.13	265-00111015-014	265-00111015-015	869.49	34
		10	265-00127510-010	265-00127510-011	265-00127510-012	265-00127510-013	691.77	265-00127510-014	265-00127510-015	713.14	25
		12.5	265-00127512-010	265-00127512-011	265-00127512-012	265-00127512-013	822.99	265-00127512-014	265-00127512-015	844.36	29
12	12.75-13.55	15	265-00127515-010	265-00127515-011	265-00127515-012	265-00127515-013	954.20	265-00127515-014	265-00127515-015	975.58	38
		10	265-00132010-010	265-00132010-011	265-00132010-012	265-00132010-013	694.43	265-00132010-014	265-00132010-015	715.80	25
		12.5	265-00132012-010	265-00132012-011	265-00132012-012	265-00132012-013	825.63	265-00132012-014	265-00132012-015	847.00	30
		15	265-00132015-010	265-00132015-011	265-00132015-012	265-00132015-013	956.81	265-00132015-014	265-00132015-015	978.18	37

Additional widths and tap sizes available upon request.
For use on HDPE spring washers are required



269 FULL CIRCLE COLLAR LEAK CLAMPS, Single Band, All 304 Stainless Steel, Fabricated Lugs

Nominal Size Inches	O.D. Range Inches	Width Inches	Catalog Number	List Price	Approx Weight lbs.
2	2.38	7.5	269-00023807-000	\$132.62	5
2.5	2.88	7.5	269-00028807-000	145.44	5
3	3.50	7.5	269-00035007-000	154.96	6
3.5	4.00	7.5	269-00040007-000	157.23	6
4	4.50	7.5	269-00045007-000	187.45	6
5	5.56	7.5	269-00055607-000	205.14	7
6	6.63	7.5	269-00066307-000	223.70	8
8	8.63	7.5	269-00086307-000	250.98	9
10	10.75	7.5	269-00107507-000	281.52	11
12	12.75	7.5	269-00127507-000	320.21	13




CLAMPS

267 & 268 FULL CIRCLE REPAIR CLAMPS

Higher Pressure, Multi-Band



Carbon Steel High Pressure



Stainless Steel V Lug Style

**Contact Smith-Blair
for sizes and pricing.**



CLAMPS



274 BELL JOINT LEAK CLAMPS Alloy and 304 Stainless Steel Bolts & Nuts

DI Pipe and Short Bell C900 PVC

Nominal Size Inches	O.D. Range Inches	Bolt Qty.	Bolt Size	Alloy Bolts & Nuts		304 Stainless Steel Bolts & Nuts		Approx. Weight lbs.
				Catalog Number	List Price	Catalog Number	List Price	
2	2.50	4	1/2 x 7	274-00000250-000	\$267.30	274-00000250-002	\$288.12	7
3	3.80-3.96	4	5/8 x 9	274-00000380-000	267.30	274-00000380-002	357.78	15
4	4.80-5.00	4	5/8 x 9	274-00000480-000	275.22	274-00000480-002	366.20	18
6	6.90-7.10	4	5/8 x 9	274-00000690-000	303.10	274-00000690-002	393.59	22
8	9.05-9.30	6	5/8 x 10 1/2	274-00000905-000	418.81	274-00000905-002	559.26	31
10	11.10-11.40	6	5/8 x 10 1/2	274-00001110-000	526.25	274-00001110-002	666.68	35
12	13.20-13.50	6	5/8 x 10 1/2	274-00001320-000	569.19	274-00001320-002	697.12	47
14*	15.30	8	5/8 x 11	274-00001530-000	1,979.48	274-00001530-002	2,190.00	52
14*	15.65	8	5/8 x 11	274-00001565-000	1,979.48	274-00001565-002	2,190.00	54
16	17.40-17.80	9	5/8 x 13	274-00001740-000	888.81	274-00001740-002	1,170.06	73
18	19.50-19.92	12	5/8 x 13	274-00001950-000	1,235.10	274-00001950-002	1,516.36	84
20	21.60-22.06	12	5/8 x 13	274-00002160-000	1,434.31	274-00002160-002	1,715.56	112
24	25.80-26.32	12	5/8 x 13	274-00002580-000	1,633.51	274-00002580-002	1,914.76	124
30†	31.74-32.74	15	5/8 x 17	274-00003174-000	2,880.85	274-00003174-002	3,777.96	239
36†	37.96-38.70	18	5/8 x 17	274-00003796-000	3,463.18	274-00003796-002	4,360.04	295

*Fabricated Carbon Steel.

†Not recommended for PVC pipe.

May be used on C900, cast iron pipe sizes.

Longer bolts may be required (see below).



DI Pipe and Longer Bell C900 PVC

Nominal Size	O.D. Range Inches	Bolt Qty.	Bolt or Stud Size**	Catalog Number	List Price	Approx. Weight lbs.
4	4.80-5.00	4	5/8 x 17	274-40000480-500	\$283.08	23
6	6.90-7.10	4	5/8 x 17	274-40000690-500	310.95	25
8	9.05-9.30	6	5/8 x 17	274-30000905-500	428.82	37
10	11.10-11.40	6	5/8 x 17	274-30001110-500	534.20	38
12	13.20-13.50	6	5/8 x 17	274-30001320-500	576.31	50
14*	15.30	8	5/8 x 17	274-30001530-500	1,954.10	52
14*	15.65	8	5/8 x 17	274-30001565-500	1,954.10	54
16	17.40-17.80	9	5/8 x 25	274-40001740-000	943.98	76
18	19.50-19.92	12	5/8 x 25	274-40001950-000	1,307.71	90
20	21.60-22.06	12	5/8 x 25	274-40002160-000	1,503.10	112
24	25.80-26.32	12	5/8 x 25	274-40002580-000	1,698.46	144
30†	31.74-32.74	15	5/8 x 27	274-40003174-000	2,906.97	239
36†	37.96-38.70	18	5/8 x 27	274-40003796-000	3,494.39	295

*Fabricated Carbon Steel.

†Not recommended for PVC pipe.

**-500 end code = 12" of thread

**-.000 end code = studs


5/8 x 17" bolts have 12-inches of thread.

5/8 x 25" all thread.

5/8 x 27" all thread.



CLAMPS



281 FULL CIRCLE WIDE RANGE REPAIR CLAMP

Nom. Size Inches	OD Size Inches	Catalog Number	Width Inches	Approx Wt. Each Lbs.	List Price Each
3	3.46-4.04	281-00035007-000	7.5	6	\$161.65
		281-00035010-000	10	8	229.00
		281-00035012-000	12.5	9	293.25
		281-00035015-000	15	12	335.55
4	4.45-5.14	281-00045007-000	7.5	7	166.00
		281-00045010-000	10	9	232.50
		281-00045012-000	12.5	12	301.00
4	4.75-5.45	281-00045015-000	15	15	357.70
		281-00048007-000	7.5	7	169.50
		281-00048010-000	10	10	236.85
4	4.75-5.45	281-00048012-000	12.5	12	309.50
		281-00048015-000	15	15	364.95
		281-00048020-000	20	19	503.80
		281-00066307-000	7.5	8	188.90
6	6.56-7.36	281-00066310-000	10	11	266.85
		281-00066312-000	12.5	13	354.60
		281-00066315-000	15	17	418.20
		281-00066320-000	20	22	578.60
		281-00066325-000	25	26	775.30
		281-00066330-000	30	34	936.25
6	6.83-7.63	281-00069007-000	7.5	8	191.60
		281-00069010-000	10	11	270.55
		281-00069012-000	12.5	13	360.00
		281-00069015-000	15	17	424.45
		281-00069020-000	20	22	587.25
		281-00069025-000	25	26	785.90
8	8.54-9.34	281-00069030-000	30	34	948.65
		281-00086307-000	7.5	10	209.05
		281-00086310-000	10	13	294.45
		281-00086312-000	12.5	16	395.05
		281-00086315-000	15	19	464.65
		281-00086320-000	20	25	643.24
8	8.99-9.79	281-00086325-000	25	32	854.65
		281-00086330-000	30	38	1,029.15
		281-00090507-000	7.5	10	227.75
		281-00090510-000	10	13	301.30
		281-00090512-000	12.5	16	405.05
		281-00090515-000	15	19	476.20
8	8.99-9.79	281-00090520-000	20	25	659.25
		281-00090525-000	25	32	874.19
		281-00090530-000	30	38	1,052.20



CLAMPS



281 FULL CIRCLE WIDE RANGE REPAIR CLAMP

Nom. Size Inches	OD Size Inches	Catalog Number	Width Inches	Approx Wt. Each Lbs.	List Price Each
10	10.64-11.54	281-00107507-000	7.5	11	256.10
		281-00107510-000	10	14	368.50
		281-00107512-000	12.5	18	493.80
		281-00107515-000	15	22	575.37
		281-00107520-000	20	29	792.85
		281-00107525-000	25	36	1,036.00
		281-00107530-000	30	44	1,150.90
10	11.34-12.24	281-00114007-000	7.5	11	290.78
		281-00114010-000	10	15	382.17
		281-00114012-000	12.5	18	498.60
		281-00114015-000	15	22	580.70
		281-00114020-000	20	29	800.30
		281-00114025-000	25	36	1,046.35
		281-00114030-000	30	44	1,160.84
12	12.62-13.57	281-00127507-000	7.5	12	290.78
		281-00127510-000	10	15	392.50
		281-00127512-000	12.5	20	510.00
		281-00127515-000	15	24	598.00
		281-00127520-000	20	31	807.25
		281-00127525-000	25	40	1,059.50
		281-00127530-000	30	48	1,222.20
12	13.44-14.39	281-00135007-000	7.5	12	347.45
		281-00135010-000	10	16	463.75
		281-00135012-000	12.5	20	561.85
		281-00135015-000	15	24	639.10
		281-00135020-000	20	31	873.20
		281-00135025-000	25	40	1,067.90
		281-00135030-000	30	48	1,225.40



SERVICE SADDLES



311 SERVICE SADDLE

Single Bale, Ductile Iron Body, Electro-Galvanized

Nominal Size Inches	O.D. Range Inches	Tap Size & Type Inches	Catalog Number	List Price	Approx. Weight lbs.
1	1.31-1.39	5/8 CC	311-00013905-000	\$28.16	3
		3/4 NPT	311-00013906-000	28.16	3
		3/4 CC	311-00013907-000	28.16	3
1 1/4-1 1/2	1.61-1.92	5/8 CC	311-00019205-000	28.94	3
		3/4 NPT	311-00019206-000	28.94	3
		3/4 CC	311-00019207-000	28.94	3
		1 NPT	311-00019208-000	28.94	3
		1 CC	311-00019209-000	28.94	3
2	2.38	5/8 CC	311-00023805-000	33.40	3
		3/4 NPT	311-00023806-000	33.40	3
		3/4 CC	311-00023807-000	33.40	3
		1 NPT	311-00023808-000	33.40	3
		1 CC	311-00023809-000	33.40	3
2	2.35-2.56	5/8 CC	311-00025605-000	31.17	3
		3/4 NPT	311-00025606-000	31.17	3
		3/4 CC	311-00025607-000	31.17	3
		1 NPT	311-00025608-000	31.17	3
		1 CC	311-00025609-000	31.17	3
		1 1/4 NPT	311-00025610-000	41.62	4
		1 1/4 CC	311-00025611-000	41.62	4
		1 1/2 NPT	311-00025612-000	41.62	4
2 1/4-2 1/2	2.44-2.91	5/8 CC	311-00029105-000	32.71	3
		3/4 NPT	311-00029106-000	32.71	3
		3/4 CC	311-00029107-000	32.71	3
		1 NPT	311-00029108-000	32.71	3
		1 CC	311-00029109-000	32.71	3
		1 1/4 NPT	311-00029110-000	42.53	3
		1 1/4 CC	311-00029111-000	42.53	3
		1 1/2 NPT	311-00029112-000	42.53	3
		1 1/2 CC	311-00029113-000	42.53	3



SERVICE SADDLES



311 SERVICE SADDLE

Single Bale, Ductile Iron Body, Electro-Galvanized.

Nominal Size Inches	O.D. Range Inches	Tap Size & Type Inches	Catalog Number	List Price	Approx. Weight lbs.
3	2.97-3.54	5/8 CC	311-00035405-000	\$34.85	3
		3/4 NPT	311-00035406-000	34.85	3
		3/4 CC	311-00035407-000	34.85	3
		1 NPT	311-00035408-000	34.85	3
		1 CC	311-00035409-000	34.85	3
		1 1/4 NPT	311-00035410-000	45.47	3
		1 1/4 CC	311-00035411-000	45.47	3
		1 1/2 NPT	311-00035412-000	45.47	3
		1 1/2 CC	-	-	-
4	4.40-4.50	5/8 CC	311-00045005-000	37.98	3
		3/4 NPT	311-00045006-000	37.98	3
		3/4 CC	311-00045007-000	37.98	3
		1 NPT	311-00045008-000	37.98	3
		1 CC	311-00045009-000	37.98	3
		1 1/4 NPT	311-00045010-000	51.14	5
		1 1/4 CC	311-00045011-000	51.14	5
		1 1/2 NPT	311-00045012-000	51.14	5
		1 1/2 CC	311-00045013-000	51.14	5
		2 NPT	311-00045014-000	51.14	5
4	4.40-4.80	5/8 CC	311-00048005-000	38.58	3
		3/4 NPT	311-00048006-000	38.58	3
		3/4 CC	311-00048007-000	38.58	3
		1 NPT	311-00048008-000	38.58	3
		1 CC	311-00048009-000	38.58	3
		1 1/4 NPT	311-00048010-000	53.97	5
		1 1/4 CC	311-00048011-000	53.97	5
		1 1/2 NPT	311-00048012-000	53.97	5
		1 1/2 CC	311-00048013-000	53.97	5
		2 NPT	311-00048014-000	53.97	5



SERVICE SADDLES



311 SERVICE SADDLE

Single Bale, Ductile Iron Body, Electro-Galvanized.

Nominal Size Inches	O.D. Range Inches	Tap Size & Type Inches	Catalog Number	List Price	Approx. Weight lbs.
4-5	4.74-5.63	5/8 CC	311-00056305-000	\$41.18	4
		3/4 NPT	311-00056306-000	41.18	4
		3/4 CC	311-00056307-000	41.18	4
		1 NPT	311-00056308-000	41.18	4
		1 CC	311-00056309-000	41.18	4
		1 1/4 NPT	311-00056310-000	56.11	5
		1 1/4 CC	311-00056311-000	56.11	5
		1 1/2 NPT	311-00056312-000	56.11	5
		1 1/2 CC	311-00056313-000	56.11	5
		2 NPT	311-00056314-000	56.11	5
5-6	5.94-6.70	5/8 NPT	311-00066305-000	44.79	4
		3/4 NPT	311-00066306-000	44.79	4
		3/4 CC	311-00066307-000	44.79	4
		1 NPT	311-00066308-000	44.79	4
		1 CC	311-00066309-000	44.79	4
		1 1/4 NPT	311-00066310-000	62.34	5
		1 1/4 CC	311-00066311-000	62.34	5
		1 1/2 NPT	311-00066312-000	62.34	5
		1 1/2 CC	311-00066313-000	62.34	5
		2 NPT	311-00066314-000	62.34	5
5-6	5.94-6.90	5/8 CC	311-00069005-000	44.79	4
		3/4 NPT	311-00069006-000	44.79	4
		3/4 CC	311-00069007-000	44.79	4
		1 NPT	311-00069008-000	44.79	4
		1 CC	311-00069009-000	44.79	4
		1 1/4 NPT	311-00069010-000	62.34	5
		1 1/4 CC	311-00069011-000	62.34	5
		1 1/2 NPT	311-00069012-000	62.34	5
		1 1/2 CC	311-00069013-000	62.34	5
		2 NPT	311-00069014-000	62.34	5



SERVICE SADDLES



311 SERVICE SADDLE

Single Bale, Ductile Iron Body, Electro-Galvanized

Nominal Size Inches	O.D. Range Inches	Tap Size & Type Inches	Catalog Number	List Price	Approx. Weight Lbs.
6	6.84-7.60	5/8 CC	311-00076005-000	\$47.83	4
		3/4 NPT	311-00076006-000	47.83	4
		3/4 CC	311-00076007-000	47.83	4
		1 NPT	311-00076008-000	47.83	4
		1 CC	311-00076009-000	47.83	4
		1 1/4 NPT	311-00076010-000	67.35	6
		1 1/4 CC	311-00076011-000	67.35	6
		1 1/2 NPT	311-00076012-000	67.35	6
		1 1/2 CC	311-00076013-000	67.35	6
		2 NPT	311-00076014-000	67.35	6
6-8	7.69-8.72	5/8 CC	311-00087205-000	54.18	5
		3/4 NPT	311-00087206-000	54.18	5
		3/4 CC	311-00087207-000	54.18	5
		1 NPT	311-00087208-000	54.18	5
		1 CC	311-00087209-000	54.18	5
		1/4 NPT	311-00087210-000	73.61	6
		1 1/4 CC	311-00087211-000	73.61	6
		1 1/2 NPT	311-00087212-000	73.61	6
		1 1/2 CC	311-00087213-000	73.61	6
		2 NPT	311-00087214-000	73.61	6
6-8	7.69-9.05	5/8 CC	311-00090505-000	54.18	5
		3/4 NPT	311-00090506-000	54.18	5
		3/4 CC	311-00090507-000	54.18	5
		1 NPT	311-00090508-000	54.18	5
		1 CC	311-00090509-000	54.18	5
		1 1/4 NPT	311-00090510-000	73.61	6
		1 1/4 CC	311-00090511-000	73.61	6
		1 1/2 NPT	311-00090512-000	73.61	6
		1 1/2 CC	311-00090513-000	73.61	6
		2 NPT	311-00090514-000	73.61	6



SERVICE SADDLES



311 SERVICE SADDLE

Single Bale, Ductile Iron Body, Electro-Galvanized

Nominal Size Inches	O.D. Range Inches	Tap Size & Type Inches	Catalog Number	List Price	Approx. Weight Lbs.
8-10	8.54-10.10	5/8 CC	311-00101005-000	\$57.39	6
		3/4 NPT	311-00101006-000	57.39	6
		3/4 CC	311-00101007-000	57.39	6
		1 NPT	311-00101008-000	57.39	6
		1 CC	311-00101009-000	57.39	6
		1 1/4 NPT	311-00101010-000	85.06	7
		1 1/4 CC	311-00101011-000	85.06	7
		1 1/2 NPT	311-00101012-000	85.06	7
		1 1/2 CC	311-00101013-000	85.06	7
		2 NPT	311-00101014-000	85.06	7
10-12	10.64-12.12	5/8 CC	311-00121205-000	66.85	6
		3/4 NPT	311-00121206-000	66.85	6
		3/4 CC	311-00121207-000	66.85	6
		1 NPT	311-00121208-000	66.85	6
		1 CC	311-00121209-000	66.85	6
		1 1/4 NPT	311-00121210-000	102.71	6
		1 1/4 CC	311-00121211-000	102.71	6
		1 1/2 NPT	311-00121212-000	102.71	6
		1 1/2 CC	311-00121213-000	102.71	6
		2 NPT	311-00121214-000	102.71	6
12-14	12.62-14.32	5/8 CC	311-00143205-000	71.88	7
		3/4 NPT	311-00143206-000	71.88	7
		3/4 CC	311-00143207-000	71.88	7
		1 NPT	311-00143208-000	71.88	7
		1 CC	311-00143209-000	71.88	7
		1 1/4 NPT	311-00143210-000	104.60	7
		1 1/4 CC	311-00143211-000	104.60	7
		1 1/2 NPT	311-00143212-000	104.60	7
		1 1/2 CC	311-00143213-000	104.60	7
		2 NPT	311-00143214-000	104.60	7



SERVICE SADDLES



313 SERVICE SADDLE

Double Bale, Ductile Iron Body



Nominal Size Inches	O.D. Range Inches	Tap Size & Type Inches	With Electro-Galvanized Steel Bales		With 304 Stainless Steel Bales		Approx. Weight lbs.
			Catalog Number	List Price	Catalog Number	List Price	
1 1/4-1 1/2	1.61-1.92	5/8 CC	313-00019205-000	\$42.36	313-00019205-015	\$122.97	3
		3/4 NPT	313-00019206-000	42.36	313-00019206-015	122.97	3
		3/4 CC	313-00019207-000	42.36	313-00019207-015	122.97	3
		1 NPT	313-00019208-000	42.36	313-00019208-015	122.97	3
		1 CC	313-00019209-000	42.36	313-00019209-015	122.97	3
2	2.35-2.56	5/8 CC	313-00025605-000	42.53	313-00025605-015	125.15	3
		3/4 NPT	313-00025606-000	42.53	313-00025606-015	125.15	3
		3/4 CC	313-00025607-000	42.53	313-00025607-015	125.15	3
		1 NPT	313-00025608-000	42.53	313-00025608-015	125.15	3
		1 CC	313-00025609-000	42.53	313-00025609-015	125.15	3
		1 1/4 NPT	313-00025610-000	44.67	313-00025610-015	129.57	4
		1 1/4 CC	313-00025611-000	44.67	313-00025611-015	129.57	4
2 1/4-2 1/2	2.44-2.91	1 1/2 NPT	313-00025612-000	44.67	313-00025612-015	129.57	4
		5/8 CC	313-00029105-000	46.69	313-00029105-015	128.54	4
		3/4 NPT	313-00029106-000	46.69	313-00029106-015	128.54	4
		3/4 CC	313-00029107-000	46.69	313-00029107-015	128.54	4
		1 NPT	313-00029108-000	46.69	313-00029108-015	128.54	4
3	2.97-3.54	1 CC	313-00029109-000	46.69	313-00029109-015	128.54	4
		5/8 CC	313-00035405-000	50.62	313-00035405-015	154.07	4
		3/4 NPT	313-00035406-000	50.62	313-00035406-015	154.07	4
		3/4 CC	313-00035407-000	50.62	313-00035407-015	154.07	4
		1 NPT	313-00035408-000	50.62	313-00035408-015	154.07	4
		1 CC	313-00035409-000	50.62	313-00035409-015	154.07	4
		1 1/4 NPT	313-00035410-000	65.61	313-00035410-015	168.47	5
		1 1/4 CC	313-00035411-000	65.61	313-00035411-015	168.47	5
		1 1/2 NPT	313-00035412-000	65.61	313-00035412-015	168.47	5
		1 1/2 CC	313-00035413-000	65.61	313-00035413-015	168.47	5
3-4	3.74-4.13	2 NPT	313-00035414-000	70.90	313-00035414-015	174.67	5
		5/8 CC	313-00041305-000	52.88	313-00041305-015	186.30	6
		3/4 NPT	313-00041306-000	52.88	313-00041306-015	186.30	6
		3/4 CC	313-00041307-000	52.88	313-00041307-015	186.30	6
		1 NPT	313-00041308-000	52.88	313-00041308-015	186.30	6
		1 CC	313-00041309-000	52.88	313-00041309-015	186.30	6
		1 1/4 NPT	313-00041310-000	67.88	313-00041310-015	206.03	8
		1 1/4 CC	313-00041311-000	67.88	313-00041311-015	206.03	8
		1 1/2 NPT	313-00041312-000	67.88	313-00041312-015	206.03	8
		1 1/2 CC	313-00041313-000	67.88	313-00041313-015	206.03	8
		2 NPT	313-00041314-000	69.83	313-00041314-015	211.52	8
		2 CC	313-00041315-000	69.83	313-00041315-015	211.52	8
		2 1/2 NPT	313-00041316-000	69.83	313-00041316-015	211.52	8



SERVICE SADDLES



313 SERVICE SADDLE

Double Bale, Ductile Iron Body



Nominal Size Inches	O.D. Range Inches	Tap Size & Type Inches	With Electro-Galvanized Steel Bales		With 304 Stainless Steel Bales		Approx. Weight lbs.
			Catalog Number	List Price	Catalog Number	List Price	
4	4.40-4.50	5/8 CC	313-00045005-000	\$55.34	313-00045005-015	\$188.75	8
		3/4 NPT	313-00045006-000	55.34	313-00045006-015	188.75	8
		3/4 CC	313-00045007-000	55.34	313-00045007-015	188.75	8
		1 NPT	313-00045008-000	55.34	313-00045008-015	188.75	8
		1 CC	313-00045009-000	55.34	313-00045009-015	188.75	8
		1 1/4 NPT	313-00045010-000	69.91	313-00045010-015	208.48	8
		1 1/4 CC	313-00045011-000	69.91	313-00045011-015	208.48	8
		1 1/2 NPT	313-00045012-000	69.91	313-00045012-015	208.48	8
		1 1/2 CC	313-00045013-000	69.91	313-00045013-015	208.48	8
		2 NPT	313-00045014-000	71.59	313-00045014-015	214.08	8
		2 CC	313-00045015-000	71.59	313-00045015-015	214.08	8
		2 1/2 NPT	313-00045016-000	71.59	313-00045016-015	214.08	8
4	4.40-4.80	5/8 CC	313-00048005-000	57.44	313-00048005-015	197.40	7
		3/4 NPT	313-00048006-000	57.44	313-00048006-015	197.40	7
		3/4 CC	313-00048007-000	57.44	313-00048007-015	197.40	7
		1 NPT	313-00048008-000	57.44	313-00048008-015	197.40	7
		1 CC	313-00048009-000	57.44	313-00048009-015	197.40	7
		1 1/4 NPT	313-00048010-000	72.66	313-00048010-015	212.50	8
		1 1/4 CC	313-00048011-000	72.66	313-00048011-015	212.50	8
		1 1/2 NPT	313-00048012-000	72.66	313-00048012-015	212.50	8
		1 1/2 CC	313-00048013-000	74.95	313-00048013-015	217.53	8
		2 NPT	313-00048014-000	74.95	313-00048014-015	217.53	8
		2 CC	313-00048015-000	74.95	313-00048015-015	217.53	8
		2 1/2 NPT	313-00048016-000	74.95	313-00048016-015	217.53	8
4-5	4.74-5.14	5/8 CC	313-00051405-000	59.71	313-00051405-015	200.01	8
		3/4 NPT	313-00051406-000	59.71	313-00051406-015	200.01	8
		3/4 CC	313-00051407-000	59.71	313-00051407-015	200.01	8
		1 NPT	313-00051408-000	59.71	313-00051408-015	200.01	8
		1 CC	313-00051409-000	59.71	313-00051409-015	200.01	8
		1 1/4 NPT	313-00051410-000	74.62	313-00051410-015	216.88	8
		1 1/4 CC	313-00051411-000	74.62	313-00051411-015	216.88	8
		1 1/2 NPT	313-00051412-000	74.62	313-00051412-015	216.88	8
		1 1/2 CC	313-00051413-000	77.23	313-00051413-015	219.72	8
		2 NPT	313-00051414-000	77.23	313-00051414-015	219.72	8
		2 CC	313-00051415-000	77.23	313-00051415-015	219.72	8
		2 1/2 NPT	313-00051416-000	77.23	313-00051416-015	219.72	8
4-5	5.00-5.63	5/8 CC	313-00056305-000	59.71	313-00056305-015	200.01	7
		3/4 NPT	313-00056306-000	59.71	313-00056306-015	200.01	7
		3/4 CC	313-00056307-000	59.71	313-00056307-015	200.01	7
		1 NPT	313-00056308-000	59.71	313-00056308-015	200.01	7
		1 CC	313-00056309-000	59.71	313-00056309-015	200.01	7
4-5	5.00-5.63	1 1/4 NPT	313-00056310-000	75.88	313-00056310-015	216.88	8
		1 1/4 CC	313-00056311-000	75.88	313-00056311-015	216.88	8
		1 1/2 NPT	313-00056312-000	75.88	313-00056312-015	216.88	8
		1 1/2 CC	313-00056313-000	78.30	313-00056313-015	219.72	8
		2 NPT	313-00056314-000	78.30	313-00056314-015	219.72	8
		2 CC	313-00056315-000	78.30	313-00056315-015	219.72	8
		2 1/2 NPT	313-00056316-000	78.30	313-00056316-015	219.72	8



SERVICE SADDLES



313 SERVICE SADDLE

Double Bale, Ductile Iron Body



Nominal Size Inches	O.D. Range Inches	Tap Size & Type Inches	With Electro-Galvanized Steel Bales		With 304 Stainless Steel Bales		Approx. Weight lbs.
			Catalog Number	List Price	Catalog Number	List Price	
6	5.94-6.70	5/8 CC	313-00066305-000	\$62.58	313-00066305-015	\$216.88	8
		3/4 NPT	313-00066306-000	62.58	313-00066306-015	216.88	8
		3/4 CC	313-00066307-000	62.58	313-00066307-015	216.88	8
		1 NPT	313-00066308-000	62.58	313-00066308-015	216.88	8
		1 CC	313-00066309-000	62.58	313-00066309-015	216.88	8
		1 1/4 NPT	313-00066310-000	77.84	313-00066310-015	233.84	9
		1 1/4 CC	313-00066311-000	77.84	313-00066311-015	233.84	9
		1 1/2 NPT	313-00066312-000	77.84	313-00066312-015	233.84	9
		1 1/2 CC	313-00066313-000	80.05	313-00066313-015	236.60	9
		2 NPT	313-00066314-000	80.05	313-00066314-015	236.60	9
		2 CC	313-00066315-000	80.05	313-00066315-015	236.60	9
		2 1/2 NPT	313-00066316-000	80.05	313-00066316-015	236.60	9
		3 NPT	313-00066317-000	194.16	313-00066317-015	346.48	10
6	5.94-6.90	5/8 CC	313-00069005-000	62.58	313-00069005-015	216.88	8
		3/4 NPT	313-00069006-000	62.58	313-00069006-015	216.88	8
		3/4 CC	313-00069007-000	62.58	313-00069007-015	216.88	8
		1 NPT	313-00069008-000	62.58	313-00069008-015	216.88	8
		1 CC	313-00069009-000	62.58	313-00069009-015	216.88	8
		1 1/4 NPT	313-00069010-000	77.86	313-00069010-015	235.36	9
		1 1/4 CC	313-00069011-000	77.86	313-00069011-015	235.36	9
		1 1/2 NPT	313-00069012-000	77.86	313-00069012-015	235.36	9
		1 1/2 CC	313-00069013-000	80.07	313-00069013-015	236.60	9
		2 NPT	313-00069014-000	80.07	313-00069014-015	236.60	9
		2 CC	313-00069015-000	80.07	313-00069015-015	236.60	9
2 1/2 NPT	313-00069016-000	80.07	313-00069016-015	236.60	9		
6	6.63-6.96	3 NPT	313-00069017-000	194.17	313-00069017-015	346.48	11
6	6.84-7.60	5/8 CC	313-00076005-000	73.53	313-00076005-015	228.18	8
		3/4 NPT	313-00076006-000	73.53	313-00076006-015	228.18	8
		3/4 CC	313-00076007-000	73.53	313-00076007-015	228.18	8
		1 NPT	313-00076008-000	73.53	313-00076008-015	228.18	8
		1 CC	313-00076009-000	73.53	313-00076009-015	228.18	8
		1 1/4 NPT	313-00076010-000	89.46	313-00076010-015	245.08	8
		1 1/4 CC	313-00076011-000	89.46	313-00076011-015	245.08	8
		1 1/2 NPT	313-00076012-000	89.46	313-00076012-015	245.08	8
		1 1/2 CC	313-00076013-000	90.66	313-00076013-015	247.89	9
		2 NPT	313-00076014-000	90.66	313-00076014-015	247.89	9
		2 CC	313-00076015-000	90.66	313-00076015-015	247.89	9
		2 1/2 NPT	313-00076016-000	90.66	313-00076016-015	247.89	9
		3 NPT	313-00076017-000	237.20	313-00076017-015	391.59	12
4 NPT	313-00076018-000	237.20	313-00076018-015	391.59	13		



SERVICE SADDLES



313 SERVICE SADDLE

Double Bale, Ductile Iron Body



Nominal Size Inches	O.D. Range Inches	Tap Size & Type Inches	With Electro-Galvanized Steel Bales		With 304 Stainless Steel Bales		Approx. Weight lbs.
			Catalog Number	List Price	Catalog Number	List Price	
6-8	7.69-8.72	5/8 CC	313-00087205-000	\$75.65	313-00087205-015	\$261.99	9
		3/4 NPT	313-00087206-000	75.65	313-00087206-015	261.99	9
		3/4 CC	313-00087207-000	75.65	313-00087207-015	261.99	9
		1 NPT	313-00087208-000	75.65	313-00087208-015	261.99	9
		1 CC	313-00087209-000	75.65	313-00087209-015	261.99	9
		1 1/4 NPT	313-00087210-000	96.99	313-00087210-015	284.53	11
		1 1/4 CC	313-00087211-000	96.99	313-00087211-015	284.53	11
		1 1/2 NPT	313-00087212-000	96.99	313-00087212-015	284.53	11
		1 1/2 CC	313-00087213-000	98.05	313-00087213-015	287.35	11
		2 NPT	313-00087214-000	98.05	313-00087214-015	287.35	11
		5/8 CC	313-00090505-000	75.65	313-00090505-015	261.99	11
		3/4 NPT	313-00090506-000	75.65	313-00090506-015	261.99	11
		3/4 CC	313-00090507-000	75.65	313-00090507-015	261.99	11
		1 NPT	313-00090508-000	75.65	313-00090508-015	261.99	11
		1 CC	313-00090509-000	75.65	313-00090509-015	261.99	11
		1 1/4 NPT	313-00090510-000	96.99	313-00090510-015	284.53	11
		1 1/4 CC	313-00090511-000	96.99	313-00090511-015	284.53	11
		1 1/2 NPT	313-00090512-000	96.99	313-00090512-015	284.53	11
		1 1/2 CC	313-00090513-000	98.05	313-00090513-015	284.53	11
		2 NPT	313-00090514-000	98.05	313-00090514-015	287.35	11
		2 CC	313-00090515-000	99.92	313-00090515-015	292.50	11
		5/8 CC	313-00101005-000	80.29	313-00101005-015	267.60	11
		3/4 NPT	313-00101006-000	80.29	313-00101006-015	267.60	11
		3/4 CC	313-00101007-000	80.29	313-00101007-015	267.60	11
		1 NPT	313-00101008-000	80.29	313-00101008-015	267.60	11
		1 CC	313-00101009-000	80.29	313-00101009-015	267.60	11
		1 1/4 NPT	313-00101010-000	100.15	313-00101010-015	287.35	11
		1 1/4 CC	313-00101011-000	100.15	313-00101011-015	287.35	11
		1 1/2 NPT	313-00101012-000	100.15	313-00101012-015	287.35	11
		1 1/2 CC	313-00101013-000	100.15	313-00101013-015	287.35	11
		2 NPT	313-00101014-000	100.15	313-00101014-015	287.35	11
		2 CC	313-00101015-000	100.15	313-00101015-015	287.35	11
		2 1/2 NPT	313-00101016-000	100.15	313-00101016-015	287.35	11
		3 NPT	313-00101017-000	308.88	313-00101017-015	495.79	15
		4 NPT	313-00101018-000	308.88	313-00101018-015	495.79	15
				5/8 CC	313-00111005-000	103.77	313-00111005-015
3/4 NPT	313-00111006-000			103.77	313-00111006-015	304.25	10
3/4 CC	313-00111007-000			103.77	313-00111007-015	304.25	10
1 NPT	313-00111008-000			103.77	313-00111008-015	304.25	10
1 CC	313-00111009-000			103.77	313-00111009-015	304.25	10
1 1/4 NPT	313-00111010-000			132.10	313-00111010-015	338.05	10
1 1/4 CC	313-00111011-000			132.10	313-00111011-015	338.05	10
1 1/2 NPT	313-00111012-000			132.10	313-00111012-015	338.05	10
1 1/2 CC	313-00111013-000			132.10	313-00111013-015	338.05	10
2 NPT	313-00111014-000			132.10	313-00111014-015	338.05	11
2 CC	313-00111015-000			132.10	313-00111015-015	338.05	11
2 1/2 NPT	313-00111016-000			132.10	313-00111016-015	338.05	11
3 NPT	Ask				Not for D.I.		-
4 NPT	Ask		Not for D.I.		-		



SERVICE SADDLES



313 SERVICE SADDLE Double Bale, Ductile Iron Body



Nominal Size Inches	O.D. Range Inches	Tap Size & Type Inches	With Electro-Galvanized Steel Bales		With 304 Stainless Steel Bales		Approx. Weight lbs.
			Catalog Number	List Price	Catalog Number	List Price	
10-12	10.64-12.12	5/8 CC	313-00121205-000	\$103.77	313-00121205-015	\$304.25	11
		3/4 NPT	313-00121206-000	103.77	313-00121206-015	304.25	11
		3/4 CC	313-00121207-000	103.77	313-00121207-015	304.25	11
		1 NPT	313-00121208-000	103.77	313-00121208-015	304.25	11
		1 CC	313-00121209-000	103.77	313-00121209-015	304.25	11
		1 1/4 NPT	313-00121210-000	132.10	313-00121210-015	338.05	11
		1 1/4 CC	313-00121211-000	132.10	313-00121211-015	338.05	11
		1 1/2 NPT	313-00121212-000	132.10	313-00121212-015	338.05	11
		1 1/2 CC	313-00121213-000	132.10	313-00121213-015	338.05	11
		2 NPT	313-00121214-000	132.10	313-00121214-015	338.05	11
		2 CC	313-00121215-000	132.10	313-00121215-015	338.05	11
2 1/2 NPT	313-00121216-000	132.10	313-00121216-015	338.05	11		
12	12.75-13.20	5/8 CC	313-00132005-000	124.48	313-00132005-015	326.80	14
		3/4 NPT	313-00132006-000	124.48	313-00132006-015	326.80	14
		3/4 CC	313-00132007-000	124.48	313-00132007-015	326.80	14
		1 NPT	313-00132008-000	124.48	313-00132008-015	326.80	14
		1 CC	313-00132009-000	124.48	313-00132009-015	326.80	14
		1 1/4 NPT	313-00132010-000	155.43	313-00132010-015	371.88	14
		1 1/4 CC	313-00132011-000	155.43	313-00132011-015	371.88	14
		1 1/2 NPT	313-00132012-000	155.43	313-00132012-015	371.88	14
		1 1/2 CC	313-00132013-000	155.43	313-00132013-015	371.88	14
		2 NPT	313-00132014-000	155.43	313-00132014-015	371.88	14
		2 CC	313-00132015-000	155.43	313-00132013-018	371.88	14
		2 1/2 NPT	313-00132016-000	155.43	313-00132016-015	371.88	14
		3 NPT	Ask		Not for D.I.	-	
4 NPT	Ask						
12-14	12.62-14.32	5/8 CC	313-00143205-000	124.48	313-00143205-015	326.80	15
		3/4 NPT	313-00143206-000	124.48	313-00143206-015	326.80	15
		3/4 CC	313-00143207-000	124.48	313-00143207-015	326.80	15
		1 NPT	313-00143208-000	124.48	313-00143208-015	326.80	15
		1 CC	313-00143209-000	124.48	313-00143209-015	326.80	15
		1 1/4 NPT	313-00143210-000	155.23	313-00143210-015	371.88	15
		1 1/4 CC	313-00143211-000	155.23	313-00143211-015	371.88	15
		1 1/2 NPT	313-00143212-000	155.23	313-00143212-015	371.88	15
		1 1/2 CC	313-00143213-000	155.23	313-00143213-015	371.88	15
		2 NPT	313-00143214-000	158.36	313-00143214-015	377.43	15
		2 CC	313-00143215-000	158.36	313-00143215-015	377.43	15
		2 1/2 NPT	313-00143216-000	158.36	313-00143216-015	377.43	15
		3 NPT	-	-	-	-	-
		4 NPT	-	-	-	-	-



SERVICE SADDLES



313 SERVICE SADDLE Double Bale, Ductile Iron Body



Nominal Size Inches	O.D. Range Inches	Tap Size & Type Inches	With Electro-Galvanized Steel Bales		With 304 Stainless Steel Bales		Approx. Weight lbs.		
			Catalog Number	List Price	Catalog Number	List Price			
12-14	14.73-15.65	5/8 CC	313-00156505-000	\$178.96	313-00156505-015	\$383.11	18		
		3/4 NPT	313-00156506-000	178.96	313-00156506-015	383.11	18		
		3/4 CC	313-00156507-000	178.96	313-00156507-015	383.11	18		
		1 NPT	313-00156508-000	178.96	313-00156508-015	383.11	18		
		1 CC	313-00156509-000	178.96	313-00156509-015	383.11	18		
		1 1/4 NPT	313-00156510-000	211.18	313-00156510-015	428.19	18		
		1 1/4 CC	313-00156511-000	211.18	313-00156511-015	428.19	18		
		1 1/2 NPT	313-00156512-000	211.18	313-00156512-015	428.19	18		
		1 1/2 CC	313-00156513-000	211.18	313-00156513-015	428.19	18		
		2 NPT	313-00156514-000	230.16	313-00156514-015	433.81	18		
		2 CC	313-00156515-000	230.16	313-00156515-015	433.81	18		
		2 1/2 NPT	313-00156516-000	230.16	313-00156516-015	433.81	18		
		3 NPT	313-00156517-000	606.73	313-00156517-015	704.24	27		
4 NPT	313-00156518-000	606.73	313-00156518-015	704.24	27				
14-16	15.98-16.59	3 NPT	313-00165917-000	666.04	313-00165917-015	789.73	29		
		4 NPT	313-00165918-000	666.04	313-00165918-015	789.73	29		
		5/8 CC	313-00172505-000	181.93	313-00172505-015	449.60	19		
14-16	15.95-17.25	3/4 NPT	313-00172506-000	181.93	313-00172506-015	449.60	19		
		3/4 CC	313-00172507-000	181.93	313-00172507-015	449.60	19		
		1 NPT	313-00172508-000	181.93	313-00172508-015	449.60	19		
		1 CC	313-00172509-000	181.93	313-00172509-015	449.60	19		
		1 1/4 NPT	313-00172510-000	238.96	313-00172510-015	496.91	19		
		1 1/4 CC	313-00172511-000	238.96	313-00172511-015	496.91	19		
		1 1/2 NPT	313-00172512-000	238.96	313-00172512-015	496.91	19		
		1 1/2 CC	313-00172513-000	238.96	313-00172513-015	496.91	19		
		2 NPT	313-00172514-000	249.46	313-00172514-015	502.85	19		
		2 CC	313-00172515-000	249.46	313-00172515-015	502.85	19		
		2 1/2 NPT	313-00172516-000	249.46	313-00172516-015	502.85	19		
		16-18	17.40-18.88	5/8 CC	313-00188805-000	200.10	313-00188805-015	479.13	20
				3/4 NPT	313-00188806-000	200.10	313-00188806-015	479.13	20
3/4 CC	313-00188807-000			200.10	313-00188807-015	479.13	20		
1 NPT	313-00188808-000			200.10	313-00188808-015	479.13	20		
1 CC	313-00188809-000			200.10	313-00188809-015	479.13	20		
1 1/4 NPT	313-00188810-000			276.68	313-00188810-015	570.86	20		
1 1/4 CC	313-00188811-000			276.68	313-00188811-015	570.86	20		
1 1/2 NPT	313-00188812-000			276.68	313-00188812-015	570.86	20		
1 1/2 CC	313-00188813-000			276.68	313-00188813-015	570.86	20		
2 NPT	313-00188814-000			287.43	313-00188814-015	576.80	20		
2 CC	313-00188815-000			287.43	313-00188815-015	576.80	20		
2 1/2 NPT	313-00188816-000			287.43	313-00188816-015	576.80	20		
16-18	17.81-18.88			3 NPT	313-00188817-000	723.95	313-00188817-015	902.11	30
		4 NPT	313-00188818-000	723.95	313-00188818-015	902.11	30		



SERVICE SADDLES



313 SERVICE SADDLE Double Bale, Ductile Iron Body



Nominal Size Inches	O.D. Range Inches	Tap Size & Type Inches	With Epoxy-Coated Carbon Steel Bales		Approx. Weight lbs.
			Catalog Number	List Price	
*18	19.38-19.68	5/8 CC	313-00195005-000	\$234.44	20
		3/4 NPT	313-00195006-000	234.44	20
		3/4 CC	313-00195007-000	234.44	20
		1 NPT	313-00195008-000	234.44	20
		1 CC	313-00195009-000	234.44	20
		1 1/4 NPT	313-00195010-000	311.25	20
		1 1/4 CC	313-00195011-000	311.25	20
		1 1/2 NPT	313-00195012-000	311.25	20
		1 1/2 CC	313-00195013-000	311.25	20
		2 NPT	313-00195014-000	311.25	20
		2 CC	313-00195015-000	311.25	20
		2 1/2 NPT	313-00195016-000	311.25	20
*20	21.55-21.65	5/8 CC	313-00216005-000	303.18	20
		3/4 NPT	313-00216006-000	303.18	20
		3/4 CC	313-00216007-000	303.18	20
		1 NPT	313-00216008-000	303.18	20
		1 CC	313-00216009-000	303.18	20
		1 1/4 NPT	313-00216010-000	347.75	20
		1 1/4 CC	313-00216011-000	347.75	20
		1 1/2 NPT	313-00216012-000	347.75	20
		1 1/2 CC	313-00216013-000	347.75	20
		2 NPT	313-00216014-000	347.75	20
		2 CC	313-00216015-000	347.75	20
		2 1/2 NPT	313-00216016-000	347.75	20
*24	25.75-25.85	5/8 CC	313-00258005-000	319.34	20
		3/4 NPT	313-00258006-000	319.34	20
		3/4 CC	313-00258007-000	319.34	20
		1 NPT	313-00258008-000	319.34	20
		1 CC	313-00258009-000	319.34	20
		1 1/4 NPT	313-00258010-000	382.52	20
		1 1/4 CC	313-00258011-000	382.52	20
		1 1/2 NPT	313-00258012-000	382.52	20
		1 1/2 CC	313-00258013-000	382.52	20
		2 NPT	313-00258014-000	382.52	20
		2 CC	313-00258015-000	382.52	20
		2 1/2 NPT	313-00258016-000	382.52	20



SERVICE SADDLES



315 SERVICE SADDLE

Single Strap, Ductile Iron Body, 304 Stainless Steel Strap



Nominal Size Inches	O.D. Range Inches	Tap Size & Type Inches	Catalog Number	List Price	Approx. Weight lbs.
1	1.31-1.39	3/4 CC	315-00013905-000	\$69.43	1
		3/4 NPT	315-00013906-000	69.43	1
		3/4 CC	315-00013907-000	69.43	1
1 1/4-1 1/2	1.61-1.92	5/8 CC	315-00019205-000	69.96	1
		3/4 NPT	315-00019206-000	69.96	1
		3/4 CC	315-00019207-000	69.96	1
		1 NPT	315-00019208-000	69.96	1
		1CC	315-00019209-000	69.96	1
2	2.13	5/8 CC	315-00021305-000	71.67	2
		3/4 NPT	315-00021306-000	71.67	2
		3/4 CC	315-00021307-000	71.67	2
		1 NPT	315-00021308-000	71.67	2
		1 CC	315-00021309-000	71.67	2
2	2.38	5/8 CC	315-00023805-000	71.67	2
		3/4 NPT	315-00023806-000	71.67	2
		3/4 CC	315-00023807-000	71.67	2
		1 NPT	315-00023808-000	71.67	2
		1 CC	315-00023809-000	71.67	2
2	2.35-2.56	5/8 CC	315-00025605-000	71.67	3
		3/4 NPT	315-00025606-000	71.67	3
		3/4 CC	315-00025607-000	71.67	3
		1 NPT	315-00025608-000	71.67	3
		1 CC	315-00025609-000	71.67	3
		1 1/4 NPT	315-00025610-000	84.04	3
		1 1/4 CC	315-00025611-000	84.04	3
		1 1/2 NPT	315-00025612-000	84.04	3
2 1/4-2 1/2	2.44-2.91	5/8 CC	315-00029105-000	\$73.11	3
		3/4 NPT	315-00029106-000	73.11	3
		3/4 CC	315-00029107-000	73.11	3
		1 NPT	315-00029108-000	73.11	3
		1 CC	315-00029109-000	73.11	3
		1 1/4 NPT	315-00029110-000	86.27	3
		1 1/4 CC	315-00029111-000	86.27	3
		1 1/2 NPT	315-00029112-000	86.27	3
		N/A	N/A		



SERVICE SADDLES



315 SERVICE SADDLE

Single Strap, Ductile Iron Body, 304 Stainless Steel Strap



Nominal Size Inches	O.D. Range Inches	Tap Size & Type Inches	Catalog Number	List Price	Approx. Weight lbs.
3	2.97-3.54	5/8 CC	315-00035405-000	\$74.55	3
		3/4 NPT	315-00035406-000	74.55	3
		3/4 CC	315-00035407-000	74.55	3
		1 NPT	315-00035408-000	74.55	3
		1 CC	315-00035409-000	74.55	3
		1 1/4 NPT	315-00035410-000	87.69	3
		1 1/4 CC	315-00035411-000	87.69	3
		1 1/2 NPT	315-00035412-000	87.69	3
		N/A	N/A		
3-4	4.40-4.50	5/8 CC	315-00045005-000	\$70.70	3
		3/4 NPT	315-00045006-000	70.70	3
		3/4 CC	315-00045007-000	70.70	3
		1 NPT	315-00045008-000	70.70	3
		1 CC	315-00045009-000	70.70	3
		1 1/4 NPT	315-00045010-000	88.95	5
		1 1/4 CC	315-00045011-000	88.95	5
		1 1/2 NPT	315-00045012-000	88.95	5
		1 1/2 CC	315-00045013-000	88.95	5
		2 NPT	315-00045014-000	88.95	5
4	4.40-4.80	5/8 CC	315-00048005-000	71.52	5
		3/4 NPT	315-00048006-000	71.52	5
		3/4 CC	315-00048007-000	71.52	5
		1 NPT	315-00048008-000	71.52	5
		1 CC	315-00048009-000	71.52	5
		1 1/4 NPT	315-00048010-000	89.61	5
		1 1/4 CC	315-00048011-000	89.61	5
		1 1/2 NPT	315-00048012-000	89.61	5
		1 1/2 CC	315-00048013-000	89.61	5
		2 NPT	315-00048014-000	89.61	5
4-5	4.74-5.63	5/8 CC	315-00056305-000	72.33	4
		3/4 NPT	315-00056306-000	72.33	4
		3/4 CC	315-00056307-000	72.33	4
		1 NPT	315-00056308-000	72.33	4
		1 CC	315-00056309-000	72.33	4
		1 1/4 NPT	315-00056310-000	90.28	5
		1 1/4 CC	315-00056311-000	90.28	5
		1 1/2 NPT	315-00056312-000	90.28	5
		1 1/2 CC	315-00056313-000	90.28	5
		2 NPT	315-00056314-000	90.28	5



SERVICE SADDLES



315 SERVICE SADDLE

Single Strap, Ductile Iron Body, 304 Stainless Steel Strap



Nominal Size Inches	O.D. Range Inches	Tap Size & Type Inches	Catalog Number	List Price	Approx. Weight lbs.
5-6	5.94-6.70	5/8 CC	315-00066305-000	\$82.82	4
		3/4 NPT	315-00066306-000	82.82	4
		3/4 CC	315-00066307-000	82.82	4
		1 NPT	315-00066308-000	82.82	4
		1 CC	315-00066309-000	82.82	4
		1 1/4 NPT	315-00066310-000	97.31	5
		1 1/4 CC	315-00066311-000	97.31	5
		1 1/2 NPT	315-00066312-000	97.31	5
		1 1/2 CC	315-00066313-000	97.31	5
5-6	5.94-6.90	2 NPT	315-00066314-000	97.31	5
		5/8 CC	315-00069005-000	82.82	5
		3/4 NPT	315-00069006-000	82.82	5
		3/4 CC	315-00069007-000	82.82	5
		1 NPT	315-00069008-000	82.82	5
		1 CC	315-00069009-000	82.82	5
		1 1/4 NPT	315-00069010-000	97.31	5
		1 1/4 CC	315-00069011-000	97.31	5
		1 1/2 NPT	315-00069012-000	97.31	5
6	6.84-7.60	1 1/2 CC	315-00069013-000	97.31	5
		2 NPT	315-00069014-000	97.31	5
		5/8 CC	315-00076005-000	84.14	5
		3/4 NPT	315-00076006-000	84.14	5
		3/4 CC	315-00076007-000	84.14	5
		1 NPT	315-00076008-000	84.14	5
		1 CC	315-00076009-000	84.14	5
		1 1/4 NPT	315-00076010-000	98.61	6
		1 1/4 CC	315-00076011-000	98.61	6
1 1/2 NPT	315-00076012-000	98.61	6		
1 1/2 CC	315-00076013-000	98.61	6		
2 NPT	315-00076014-000	98.61	6		



SERVICE SADDLES



315 SERVICE SADDLE

Single Strap, Ductile Iron Body, 304 Stainless Steel Strap



Nominal Size Inches	O.D. Range Inches	Tap Size & Type Inches	Catalog Number	List Price	Approx. Weight lbs.
6-8	7.69-8.72	5/8 CC	315-00087205-000	\$98.27	5
		3/4 NPT	315-00087206-000	98.27	5
		3/4 CC	315-00087207-000	98.27	5
		1 NPT	315-00087208-000	98.27	5
		1 CC	315-00087209-000	98.27	5
		1 1/4 NPT	315-00087210-000	117.37	6
		1 1/4 CC	315-00087211-000	117.37	6
		1 1/2 NPT	315-00087212-000	117.37	6
		1 1/2 CC	315-00087213-000	117.37	6
		2 NPT	315-00087214-000	117.37	6
6-8	7.69-9.05	5/8 CC	315-00090505-000	98.27	6
		3/4 NPT	315-00090506-000	98.27	6
		3/4 CC	315-00090507-000	98.27	6
		1 NPT	315-00090508-000	98.27	6
		1 CC	315-00090509-000	98.27	6
		1 1/4 NPT	315-00090510-000	117.37	6
		1 1/4 CC	315-00090511-000	117.37	6
		1 1/2 NPT	315-00090512-000	117.37	6
		1 1/2 CC	315-00090513-000	117.37	6
		2 NPT	315-00090514-000	117.37	6
8-10	8.54-10.10	5/8 CC	315-00101005-000	99.90	5
		3/4 NPT	315-00101006-000	99.90	5
		3/4 CC	315-00101007-000	99.90	5
		1 NPT	315-00101008-000	99.90	5
		1 CC	315-00101009-000	99.90	5
		1 1/4 NPT	315-00101010-000	118.72	6
		1 1/4 CC	315-00101011-000	118.72	6
		1 1/2 NPT	315-00101012-000	118.72	6
		1 1/2 CC	315-00101013-000	118.72	6
		2 NPT	315-00101014-000	118.72	6



SERVICE SADDLES



315 SERVICE SADDLE

Single Strap, Ductile Iron Body, 304 Stainless Steel Strap



Nominal Size Inches	O.D. Range Inches	Tap Size & Type Inches	Catalog Number	List Price	Approx. Weight lbs.
8-10	8.54-10.10	5/8 CC	315-00101005-000	\$99.90	5
		3/4 NPT	315-00101006-000	99.90	5
		3/4 CC	315-00101007-000	99.90	5
		1 NPT	315-00101008-000	99.90	5
		1 CC	315-00101009-000	99.90	5
		1 1/4 NPT	315-00101010-000	118.72	6
		1 1/4 CC	315-00101011-000	118.72	6
		1 1/2 NPT	315-00101012-000	118.72	6
		1 1/2 CC	315-00101013-000	118.72	6
		2 NPT	315-00101014-000	118.72	6
10-12	10.64-12.12	5/8 CC	315-00121205-000	109.14	6
		3/4 NPT	315-00121206-000	109.14	6
		3/4 CC	315-00121207-000	109.14	6
		1 NPT	315-00121208-000	109.14	6
		1 CC	315-00121209-000	109.14	6
		1 1/4 NPT	315-00121210-000	133.33	6
		1 1/4 CC	315-00121211-000	133.33	6
		1 1/2 NPT	315-00121212-000	133.33	6
		1 1/2 CC	315-00121213-000	133.33	6
		2 NPT	315-00121214-000	133.33	6
12	12.75-13.20	5/8 CC	315-00132005-000	126.25	7
		3/4 NPT	315-00132006-000	126.25	7
		3/4 CC	315-00132007-000	126.25	7
		1 NPT	315-00132008-000	126.25	7
		1 CC	315-00132009-000	126.25	7
		1 1/4 NPT	315-00132010-000	154.99	7
		1 1/4 CC	315-00132011-000	154.99	7
		1 1/2 NPT	315-00132012-000	154.99	7
		1 1/2 CC	315-00132013-000	154.99	7
		2 NPT	315-00132014-000	159.11	7



SERVICE SADDLES



315 SERVICE SADDLE

Single Strap, Ductile Iron Body, 304 Stainless Steel Strap



Nominal Size Inches	O.D. Range Inches	Tap Size & Type Inches	Catalog Number	List Price	Approx. Weight lbs.
10-12	10.64-12.12	5/8 CC	315-00121205-000	\$109.14	6
		3/4 NPT	315-00121206-000	109.14	6
		3/4 CC	315-00121207-000	109.14	6
		1 NPT	315-00121208-000	109.14	6
		1 CC	315-00121209-000	109.14	6
		1 1/4 NPT	315-00121210-000	133.33	6
		1 1/4 CC	315-00121211-000	133.33	6
		1 1/2 NPT	315-00121212-000	133.33	6
		1 1/2 CC	315-00121213-000	133.33	6
		2 NPT	315-00121214-000	133.33	6
12	12.75-13.20	5/8 CC	315-00132005-000	126.25	7
		3/4 NPT	315-00132006-000	126.25	7
		3/4 CC	315-00132007-000	126.25	7
		1 NPT	315-00132008-000	126.25	7
		1 CC	315-00132009-000	126.25	7
		1 1/4 NPT	315-00132010-000	154.99	7
		1 1/4 CC	315-00132011-000	154.99	7
		1 1/2 NPT	315-00132012-000	154.99	7
		1 1/2 CC	315-00132013-000	154.99	7
		2 NPT	315-00132014-000	159.11	7
12-14	12.62-14.32	5/8 CC	315-00143205-000	126.25	7
		3/4 NPT	315-00143206-000	126.25	7
		3/4 CC	315-00143207-000	126.25	7
		1 NPT	315-00143208-000	126.25	7
		1 CC	315-00143209-000	126.25	7
		1 1/4 NPT	315-00143210-000	154.99	8
		1 1/4 CC	315-00143211-000	154.99	8
		1 1/2 NPT	315-00143212-000	154.99	8
		1 1/2 CC	315-00143213-000	154.99	8
		2 NPT	315-00143214-000	159.11	8



SERVICE SADDLES



317 SERVICE SADDLE

Double Straps, Ductile Iron Body with 304 Stainless Steel Straps



Nominal Size Inches	O.D. Range Inches	Tap Size & Type Inches*	Catalog Number	List Price	Approx. Weight lbs.
1 1/4-1 1/2	1.61-1.92	5/8 CC	317-00019205-000	\$125.21	3
		3/4 NPT	317-00019206-000	125.21	3
		3/4 CC	317-00019207-000	125.21	3
		1 NPT	317-00019208-000	125.21	3
		1 CC	317-00019209-000	125.21	3
2	2.35-2.56	5/8 CC	317-00025605-000	127.24	4
		3/4 NPT	317-00025606-000	127.24	4
		3/4 CC	317-00025607-000	127.24	4
		1 NPT	317-00025608-000	127.24	4
		1 CC	317-00025609-000	127.24	4
		1 1/4 NPT	317-00025610-000	134.39	4
		1 1/4 CC	317-00025611-000	134.39	4
2 1/4-2 1/2	2.44-2.91	1 1/2 NPT	317-00025612-000	134.39	4
		5/8 CC	317-00029105-000	127.79	4
		3/4 NPT	317-00029106-000	127.79	4
		3/4 CC	317-00029107-000	127.79	4
		1 NPT	317-00029108-000	127.79	4
3	2.97-3.54	1 CC	317-00029109-000	127.79	4
		5/8 CC	317-00035405-000	128.86	4
		3/4 NPT	317-00035406-000	128.86	4
		3/4 CC	317-00035407-000	128.86	4
		1 NPT	317-00035408-000	128.86	4
		1 CC	317-00035409-000	128.86	4
		1 1/4 NPT	317-00035410-000	139.13	5
		1 1/4 CC	317-00035411-000	139.13	5
		1 1/2 NPT	317-00035412-000	139.13	5
3-4	3.74-4.13	1 1/2 CC	-	-	-
		2 NPT	-	-	-
		5/8 CC	317-00041305-000	122.26	6
		3/4 NPT	317-00041306-000	122.26	6
		3/4 CC	317-00041307-000	122.26	6
		1 NPT	317-00041308-000	122.26	6
		1 CC	317-00041309-000	122.26	6
		1 1/4 NPT	317-00041310-000	133.10	8
		1 1/4 CC	317-00041311-000	133.10	8
		1 1/2 NPT	317-00041312-000	133.10	8
		1 1/2 CC	317-00041313-000	133.10	8
2 1/2 NPT	3.74-4.13	2 NPT	317-00041314-000	144.67	8
		2 CC	317-00041315-000	144.67	8
		2 1/2 NPT	317-00041316-000	144.67	8



SERVICE SADDLES



317 SERVICE SADDLE

Double Straps, Ductile Iron Body with 304 Stainless Steel Straps



Nominal Size Inches	O.D. Range Inches	Tap Size & Type Inches*	Catalog Number	List Price	Approx. Weight lbs.
4	4.40-4.50	5/8 CC	317-00045005-000	122.26	7
		3/4 NPT	317-00045006-000	122.26	7
		3/4 CC	317-00045007-000	122.26	7
		1 NPT	317-00045008-000	122.26	7
		1 CC	317-00045009-000	122.26	7
		1 1/4 NPT	317-00045010-000	133.10	8
		1 1/4 CC	317-00045011-000	133.10	8
		1 1/2 NPT	317-00045012-000	133.10	8
		1 1/2 CC	317-00045013-000	133.10	8
		2 NPT	317-00045014-000	144.67	8
		2 CC	317-00045015-000	144.67	8
		2 1/2 NPT	317-00045016-000	144.67	8
4	4.40-4.80	5/8 CC	317-00048005-000	\$122.26	7
		3/4 NPT	317-00048006-000	122.26	7
		3/4 CC	317-00048007-000	122.26	7
		1 NPT	317-00048008-000	122.26	7
		1 CC	317-00048009-000	122.26	7
		1 1/4 NPT	317-00048010-000	133.10	9
		1 1/4 CC	317-00048011-000	133.10	9
		1 1/2 NPT	317-00048012-000	133.10	9
		1 1/2 CC	317-00048013-000	133.10	9
		2 NPT	317-00048014-000	147.26	9
		2 CC	317-00048015-000	147.26	9
		2 1/2 NPT	317-00048016-000	147.26	9
4-5	4.74-5.14	5/8 CC	317-00051405-000	122.26	8
		3/4 NPT	317-00051406-000	122.26	8
		3/4 CC	317-00051407-000	122.26	8
		1 NPT	317-00051408-000	122.26	8
		1 CC	317-00051409-000	122.26	8
		1 1/4 NPT	317-00051410-000	133.10	8
		1 1/4 CC	317-00051411-000	133.10	8
		1 1/2 NPT	317-00051412-000	133.10	8
		1 1/2 CC	317-00051413-000	133.10	8
		2 NPT	317-00051414-000	147.26	9
		2 CC	317-00051415-000	147.26	9
		2 1/2 NPT	317-00051416-000	147.26	9



SERVICE SADDLES



317 SERVICE SADDLE

Double Straps, Ductile Iron Body with 304 Stainless Steel Straps



Nominal Size Inches	O.D. Range Inches	Tap Size & Type Inches*	Catalog Number	List Price	Approx. Weight lbs.
4-5	5.00-5.63	5/8 CC	317-00056305-000	122.26	8
		3/4 NPT	317-00056306-000	122.26	8
		3/4 CC	317-00056307-000	122.26	8
		1 NPT	317-00056308-000	122.26	8
		1 CC	317-00056309-000	122.26	8
4-5	5.00-5.63	1 1/4 NPT	317-00056310-000	133.10	9
		1 1/4 CC	317-00056311-000	133.10	9
		1 1/2 NPT	317-00056312-000	133.10	9
		1 1/2 CC	317-00056313-000	133.10	9
		2 NPT	317-00056314-000	147.26	9
		2 CC	317-00056315-000	147.26	9
		2 1/2 NPT	317-00056316-000	147.26	9
6	5.94-6.70	5/8 CC	317-00066305-000	140.47	9
		3/4 NPT	317-00066306-000	140.47	9
		3/4 CC	317-00066307-000	140.47	9
		1 NPT	317-00066308-000	140.47	9
		1 CC	317-00066309-000	140.47	9
		1 1/4 NPT	317-00066310-000	152.55	9
		1 1/4 CC	317-00066311-000	152.55	9
		1 1/2 NPT	317-00066312-000	152.55	9
		1 1/2 CC	317-00066313-000	152.55	9
		2 NPT	317-00066314-000	165.71	9
		2 CC	317-00066315-000	165.71	9
		2 1/2 NPT	317-00066316-000	165.71	9
6	5.94-6.90	5/8 CC	317-00069005-000	140.48	8
		3/4 NPT	317-00069006-000	140.48	8
		3/4 CC	317-00069007-000	140.48	8
		1 NPT	317-00069008-000	140.48	8
		1 CC	317-00069009-000	140.48	8
		1 1/4 NPT	317-00069010-000	152.57	9
		1 1/4 CC	317-00069011-000	152.57	9
		1 1/2 NPT	317-00069012-000	152.57	9
		1 1/2 CC	317-00069013-000	152.57	9
		2 NPT	317-00069014-000	165.71	9
		2 CC	317-00069015-000	165.71	9
		2 1/2 NPT	317-00069016-000	165.71	9
	6.63-6.96	3 NPT	317-00069017-000	269.04	11



SERVICE SADDLES



317 SERVICE SADDLE

Double Straps, Ductile Iron Body with 304 Stainless Steel Straps



Nominal Size Inches	O.D. Range Inches	Tap Size & Type Inches*	Catalog Number	List Price	Approx. Weight lbs.
6	6.84-7.60	5/8 CC	317-00076005-000	\$140.48	8
		3/4 NPT	317-00076006-000	140.48	8
		3/4 CC	317-00076007-000	140.48	8
		1 NPT	317-00076008-000	140.48	8
		1 CC	317-00076009-000	140.48	8
		1 1/4 NPT	317-00076010-000	152.57	8
		1 1/4 CC	317-00076011-000	152.57	8
		1 1/2 NPT	317-00076012-000	152.57	8
		1 1/2 CC	317-00076013-000	152.57	8
		2 NPT	317-00076014-000	168.36	9
		2 CC	317-00076015-000	168.36	9
		2 1/2 NPT	317-00076016-000	168.36	9
		3 NPT	317-00076017-000	352.39	13
4 NPT	317-00076018-000	352.39	13		
6-8	7.69-8.72	5/8 CC	317-00087205-000	163.33	8
		3/4 NPT	317-00087206-000	163.33	8
		3/4 CC	317-00087207-000	163.33	8
		1 NPT	317-00087208-000	163.33	8
		1 CC	317-00087209-000	163.33	8
		1 1/4 NPT	317-00087210-000	174.11	11
		1 1/4 CC	317-00087211-000	174.11	11
		1 1/2 NPT	317-00087212-000	174.11	11
		1 1/2 CC	317-00087213-000	174.11	11
		2 NPT	317-00087214-000	189.38	11
6-8	7.69-9.05	5/8 CC	317-00090505-000	163.33	9
		3/4 NPT	317-00090506-000	163.33	9
		3/4 CC	317-00090507-000	163.33	9
		1 NPT	317-00090508-000	163.33	9
		1 CC	317-00090509-000	163.33	9
		1 1/4 NPT	317-00090510-000	174.11	11
		1 1/4 CC	317-00090511-000	174.11	11
		1 1/2 NPT	317-00090512-000	174.11	11
		1 1/2 CC	317-00090513-000	174.11	11
		2 NPT	317-00090514-000	189.38	11
		2 CC	317-00090515-000	189.38	11



SERVICE SADDLES



317 SERVICE SADDLE

Double Straps, Ductile Iron Body with 304 Stainless Steel Straps



Nominal Size Inches	O.D. Range Inches	Tap Size & Type Inches*	Catalog Number	List Price	Approx. Weight lbs.
8-10	8.54-10.10	5/8 CC	317-00101005-000	\$165.97	9
		3/4 NPT	317-00101006-000	165.97	9
		3/4 CC	317-00101007-000	165.97	9
		1 NPT	317-00101008-000	165.97	9
		1 CC	317-00101009-000	165.97	9
		1 1/4 NPT	317-00101010-000	179.61	9
		1 1/4 CC	317-00101011-000	179.61	9
		1 1/2 NPT	317-00101012-000	179.61	9
		1 1/2 CC	317-00101013-000	179.61	9
		2 NPT	317-00101014-000	195.96	11
		2 CC	317-00101015-000	195.96	11
		2 1/2 NPT	317-00101016-000	195.96	11
		3 NPT	317-00101017-000	449.75	15
		4 NPT	317-00101018-000	449.75	15
10	10.75-11.10	5/8 CC	317-00111005-000	197.27	10
		3/4 NPT	317-00111006-000	197.27	10
		3/4 CC	317-00111007-000	197.27	10
		1 NPT	317-00111008-000	197.27	10
		1 CC	317-00111009-000	197.27	10
		1 1/4 NPT	317-00111010-000	212.22	11
		1 1/4 CC	317-00111011-000	212.22	11
		1 1/2 NPT	317-00111012-000	212.22	11
		1 1/2 CC	317-00111013-000	212.22	11
		2 NPT	317-00111014-000	228.83	11
		2 CC	317-00111015-000	228.83	11
		2 1/2 NPT	317-00111016-000	228.83	11
		3 NPT		Not for D.I.	-
		4 NPT		Not for D.I.	-
10-12	10.64-12.12	5/8 CC	317-00121205-000	197.27	10
		3/4 NPT	317-00121206-000	197.27	10
		3/4 CC	317-00121207-000	197.27	10
		1 NPT	317-00121208-000	197.27	10
		1 CC	317-00121209-000	197.27	10
		1 1/4 NPT	317-00121210-000	212.22	11
		1 1/4 CC	317-00121211-000	212.22	11
		1 1/2 NPT	317-00121212-000	212.22	11
		1 1/2 CC	317-00121213-000	212.22	11
		2 NPT	317-00121214-000	228.83	11
		2 CC	-	-	-
		2 1/2 NPT	-	-	-



SERVICE SADDLES



317 SERVICE SADDLE

Double Straps, Ductile Iron Body with 304 Stainless Steel Straps

Nominal Size Inches	O.D. Range Inches	Tap Size & Type Inches*	Catalog Number	List Price	Approx. Weight lbs.	Ctn. Qty.
12	12.75-13.20	5/8 CC	317-00132005-000	\$229.58	12	4
		3/4 NPT	317-00132006-000	229.58	12	4
		3/4 CC	317-00132007-000	229.58	12	4
		1 NPT	317-00132008-000	229.58	12	4
		1 CC	317-00132009-000	229.58	12	4
		1 1/4 NPT	317-00132010-000	245.88	14	4
		1 1/4 CC	317-00132011-000	245.88	14	4
		1 1/2 NPT	317-00132012-000	245.88	14	4
		1 1/2 CC	317-00132013-000	245.88	14	4
		2 NPT	317-00132014-000	263.03	14	4
		2 CC	317-00132015-000	263.03	14	4
		2 1/2 NPT	317-00132016-000	263.03	14	4
		3 NPT	see 357's Page 63	Not for D.I.	-	-
4 NPT	see 357's Page 63	Not for D.I.	-	-		
12-14	12.62-14.32	5/8 CC	317-00143205-000	229.58	10	4
		3/4 NPT	317-00143206-000	229.58	10	4
		3/4 CC	317-00143207-000	229.58	10	4
		1 NPT	317-00143208-000	229.58	10	4
		1 CC	317-00143209-000	229.58	10	4
		1 1/4 NPT	317-00143210-000	245.88	14	4
		1 1/4 CC	317-00143211-000	245.88	14	4
		1 1/2 NPT	317-00143212-000	245.88	14	4
		1 1/2 CC	317-00143213-000	245.88	14	4
		2 NPT	317-00143214-000	263.03	14	4
		2 CC	317-00143215-000	263.03	14	4
		2 1/2 NPT	317-00143216-000	263.03	14	4
		3 NPT	-	-	-	-
4 NPT	-	-	-	-		
12-14	14.73-15.65	5/8 CC	317-00156505-000	267.58	18	1
		3/4 NPT	317-00156506-000	267.58	18	1
		3/4 CC	317-00156507-000	267.58	18	1
		1 NPT	317-00156508-000	267.58	18	1
		1 CC	317-00156509-000	267.58	18	1
		1 1/4 NPT	317-00156510-000	284.99	18	1
		1 1/4 CC	317-00156511-000	284.99	18	1
		1 1/2 NPT	317-00156512-000	284.99	18	1
		1 1/2 CC	317-00156513-000	284.99	18	1
		2 NPT	317-00156514-000	284.99	18	1
		2 CC	317-00156515-000	284.99	18	1
		2 1/2 NPT	317-00156516-000	284.99	18	1



SERVICE SADDLES



317 SERVICE SADDLE

Double Straps, Ductile Iron Body with 304 Stainless Steel Straps



Nominal Size Inches	O.D. Range Inches	Tap Size & Type Inches*	Catalog Number	List Price	Approx. Weight lbs.	Ctn. Qty.
14-16	15.95-17.25	5/8 CC	317-00172505-000	305.63	19	1
		3/4 NPT	317-00172506-000	305.63	19	1
		3/4 CC	317-00172507-000	305.63	19	1
		1 NPT	317-00172508-000	305.63	19	1
		1 CC	317-00172509-000	305.63	19	1
		1 1/4 NPT	317-00172510-000	327.26	19	1
		1 1/4 CC	317-00172511-000	327.26	19	1
		1 1/2 NPT	317-00172512-000	327.26	19	1
		1 1/2 CC	317-00172513-000	327.26	19	1
		2 NPT	317-00172514-000	327.26	19	1
2 CC	317-00172515-000	327.26	19	1		
2 1/2 NPT	317-00172516-000	327.26	19	1		
16	17.25-17.80	5/8 CC	317-00178005-000	318.83	19	1
		3/4 NPT	317-00178006-000	318.83	19	1
		3/4 CC	317-00178007-000	318.83	19	1
		1 NPT	317-00178008-000	318.83	19	1
		1 CC	317-00178009-000	318.83	19	1
		1 1/4 NPT	317-00178010-000	345.40	19	1
		1 1/4 CC	317-00178011-000	345.40	19	1
		1 1/2 NPT	317-00178012-000	345.40	19	1
		1 1/2 CC	317-00178013-000	345.40	19	1
		2 NPT	317-00178014-000	345.40	19	1
		2 CC	317-00178015-000	345.40	19	1
		2 1/2 NPT	317-00178016-000	345.40	19	1
3 NPT	317-00178017-000	817.46	19	1		
4 NPT	317-00178018-000	817.46	19	1		
16-18	17.40-18.88	5/8 CC	317-00188805-000	330.32	19	1
		3/4 NPT	317-00188806-000	330.32	19	1
		3/4 CC	317-00188807-000	330.32	19	1
		1 NPT	317-00188808-000	330.32	19	1
		1 CC	317-00188809-000	330.32	19	1
		1 1/4 NPT	317-00188810-000	353.12	20	1
		1 1/4 CC	317-00188811-000	353.12	20	1
		1 1/2 NPT	317-00188812-000	353.12	20	1
		1 1/2 CC	317-00188813-000	353.12	20	1
		2 NPT	317-00188814-000	353.12	20	1
2 CC	317-00188815-000	353.12	20	1		
2 1/2 NPT	317-00188816-000	353.12	20	1		
16-18	17.81-18.88	3 NPT	317-00188817-000	817.46	20	1
		4 NPT	317-00188818-000	817.46	20	1



SERVICE SADDLES



317 SERVICE SADDLE

Double Straps, Ductile Iron Body with 304 Stainless Steel Straps



Nominal Size Inches	Tap Size & Type Inches	Catalog Number	List Price	Approx. Weight lbs.
18	5/8 CC	317-00195005-000	\$427.23	20
	3/4 NPT	317-00195006-000	427.23	20
	3/4 CC	317-00195007-000	427.23	20
	1 NPT	317-00195008-000	427.23	20
	1 CC	317-00195009-000	427.23	20
	1 1/4 NPT	317-00195010-000	450.52	20
	1 1/4 CC	317-00195011-000	450.52	20
	1 1/2 NPT	317-00195012-000	450.52	20
	1 1/2 CC	317-00195013-000	450.52	20
	2 NPT	317-00195014-000	450.52	20
	2 CC	317-00195015-000	450.52	20
	2 1/2 NPT	317-00195016-000	450.52	20
20	5/8 CC	317-00216005-000	491.32	20
	3/4 NPT	317-00216006-000	491.32	20
	3/4 CC	317-00216007-000	491.32	20
	1 NPT	317-00216008-000	491.32	20
	1 CC	317-00216009-000	491.32	20
	1 1/4 NPT	317-00216010-000	514.64	20
	1 1/4 CC	317-00216011-000	514.64	20
	1 1/2 NPT	317-00216012-000	514.64	20
	1 1/2 CC	317-00216013-000	514.64	20
	2 NPT	317-00216014-000	514.64	20
	2 CC	317-00216015-000	514.64	20
	2 1/2 NPT	317-00216016-000	514.64	20
24	5/8 CC	317-00258005-000	572.88	30
	3/4 NPT	317-00258006-000	572.88	30
	3/4 CC	317-00258007-000	572.88	30
	1 NPT	317-00258008-000	572.88	30
	1 CC	317-00258009-000	572.88	30
	1 1/4 NPT	317-00258010-000	596.17	30
	1 1/4 CC	317-00258011-000	596.17	30
	1 1/2 NPT	317-00258012-000	596.17	30
	1 1/2 CC	317-00258013-000	596.17	30
	2 NPT	317-00258014-000	596.17	30
	2 CC	317-00258015-000	596.17	30
	2 1/2 NPT	317-00258016-000	596.17	30

List Price For Stainless Steel Spring Washers Used With Saddles On HDPE Pipe

Washer Size	Part Number Each	Number of Washers	Number of Studs (317 / 397)	List Adder	Total
5/8	000-00150115-002	8	4	\$7.83	\$62.66

*NOTE: For use with Smith-Blair approved saddles only.



SERVICE SADDLES



325 BRONZE SERVICE SADDLES

Extra Wide 304 Stainless Strap, For PVC Pipe (Sized Steel or Ductile Iron OD)

3/4" thru 2" NPT and CC Taps

Nominal Size Inches	O.D. Inches	Tap Size & Type Inches	Catalog Number	List Price	Approx. Weight lbs.
4	4.50	3/4" NPT	325-00045006-000	\$183.88	7
		3/4" CC	325-00045007-000	183.88	7
		1" NPT	325-00045008-000	183.88	7
		1" CC	325-00045009-000	183.88	7
		1 1/4" NPT	325-00045010-000	214.20	8
		1 1/4" CC	325-00045011-000	214.20	8
		1 1/2" NPT	325-00045012-000	214.20	8
		1 1/2" CC	325-00045013-000	214.20	8
		2 NPT	325-00045014-000	214.20	8
		2 CC	325-00045015-000	214.20	8
4	4.80	3/4" NPT	325-00048006-000	183.88	7
		3/4" CC	325-00048007-000	183.88	7
		1" NPT	325-00048008-000	183.88	7
		1" CC	325-00048009-000	183.88	7
		1 1/4" NPT	325-00048010-000	214.20	8
		1 1/4" CC	325-00048011-000	214.20	8
		1 1/2" NPT	325-00048012-000	214.20	8
		1 1/2" CC	325-00048013-000	214.20	8
		2 NPT	325-00048014-000	214.20	8
		2 CC	325-00048015-000	214.20	8
6	6.63	3/4" NPT	325-00066306-000	216.01	8
		3/4" CC	325-00066307-000	216.01	8
		1" NPT	325-00066308-000	216.01	8
		1" CC	325-00066309-000	216.01	8
		1 1/4" NPT	325-00066310-000	247.16	8
		1 1/4" CC	325-00066311-000	247.16	8
		1 1/2" NPT	325-00066312-000	247.16	8
		1 1/2" CC	325-00066313-000	247.16	8
		2 NPT	325-00066314-000	247.16	8
		2 CC	325-00066315-000	247.16	8



SERVICE SADDLES



325 BRONZE SERVICE SADDLES

Extra Wide 304 Stainless Strap, For PVC Pipe (Sized Steel or Ductile Iron OD)

3/4" thru 2" NPT and CC Taps

Nominal Size Inches	O.D. Inches	Tap Size & Type Inches	Catalog Number	List Price	Approx. Weight lbs.
6	6.90	3/4" NPT	325-00069006-000	216.01	8
		3/4" CC	325-00069007-000	216.01	8
		1" NPT	325-00069008-000	216.01	8
		1" CC	325-00069009-000	216.01	8
		1 1/4" NPT	325-00069010-000	247.16	8
		1 1/4" CC	325-00069011-000	247.16	8
		1 1/2" NPT	325-00069012-000	247.16	8
		1 1/2" CC	325-00069013-000	247.16	8
		2 NPT	325-00069014-000	247.16	8
		2 CC	325-00069015-000	247.16	8
8	8.63	3/4" NPT	325-00086306-000	\$267.66	8
		3/4" CC	325-00086307-000	267.66	8
		1" NPT	325-00086308-000	267.66	8
		1" CC	325-00086309-000	267.66	8
		1 1/4" NPT	325-00086310-000	281.67	8
		1 1/4" CC	325-00086311-000	281.67	8
		1 1/2" NPT	325-00086312-000	281.67	8
		1 1/2" CC	325-00086313-000	281.67	8
		2 NPT	325-00086314-000	281.67	8
		2 CC	325-00086315-000	281.67	8
8	9.05	3/4" NPT	325-00090506-000	267.66	8
		3/4" CC	325-00090507-000	267.66	8
		1" NPT	325-00090508-000	267.66	8
		1" CC	325-00090509-000	267.66	8
		1 1/4" NPT	325-00090510-000	281.67	8
		1 1/4" CC	325-00090511-000	281.67	8
		1 1/2" NPT	325-00090512-000	281.67	8
		1 1/2" CC	325-00090513-000	281.67	8
		2 NPT	325-00090514-000	281.67	8
		2 CC	325-00090515-000	281.67	8



SERVICE SADDLES



325 BRONZE SERVICE SADDLES

Extra Wide 304 Stainless Strap, For PVC Pipe (Sized Steel or Ductile Iron OD)

3/4" thru 2" NPT and CC Taps

Nominal Size Inches	O.D. Inches	Tap Size & Type Inches	Catalog Number	List Price	Approx. Weight lbs.
10	10.75	3/4" NPT	325-00107506-000	331.86	8
		3/4" CC	325-00107507-000	331.86	8
		1" NPT	325-00107508-000	331.86	8
		1" CC	325-00107509-000	331.86	8
		1 1/4" NPT	325-00107510-000	364.65	10
		1 1/4" CC	325-00107511-000	364.65	10
		1 1/2" NPT	325-00107512-000	364.65	10
		1 1/2" CC	325-00107513-000	364.65	10
		2 NPT	325-00107514-000	364.65	10
		2 CC	325-00107515-000	364.65	10
10	11.10	3/4" NPT	325-00111006-000	331.86	11
		3/4" CC	325-00111007-000	331.86	11
		1" NPT	325-00111008-000	331.86	11
		1" CC	325-00111009-000	331.86	11
		1 1/4" NPT	325-00111010-000	364.65	11
		1 1/4" CC	325-00111011-000	364.65	11
		1 1/2" NPT	325-00111012-000	364.65	11
		1 1/2" CC	325-00111013-000	364.65	11
		2 NPT	325-00111014-000	364.65	11
		2 CC	325-00111015-000	364.65	11
12	12.75	3/4" NPT	325-00127506-000	\$369.25	10
		3/4" CC	325-00127507-000	369.25	10
		1" NPT	325-00127508-000	369.25	10
		1" CC	325-00127509-000	369.25	10
		1 1/4" NPT	325-00127510-000	416.36	11
		1 1/4" CC	325-00127511-000	416.36	11
		1 1/2" NPT	325-00127512-000	416.36	11
		1 1/2" CC	325-00127513-000	416.36	11
		2 NPT	325-00127514-000	416.36	11
		2 CC	325-00127515-000	416.36	11



SERVICE SADDLES



325 BRONZE SERVICE SADDLES

Extra Wide 304 Stainless Strap, For PVC Pipe (Sized Steel or Ductile Iron OD)

3/4" thru 2" NPT and CC Taps

Nominal Size Inches	O.D. Inches	Tap Size & Type Inches	Catalog Number	List Price	Approx. Weight lbs.
12	13.20	3/4" NPT	325-00132006-000	\$369.25	11
		3/4" CC	325-00132007-000	369.25	11
		1" NPT	325-00132008-000	369.25	11
		1" CC	325-00132009-000	369.25	11
		1 1/4" NPT	325-00132010-000	416.36	12
		1 1/4" CC	325-00132011-000	416.36	12
		1 1/2" NPT	325-00132012-000	416.36	12
		1 1/2" CC	325-00132013-000	416.36	12
		2 NPT	325-00132014-000	416.36	12
		2 CC	325-00132015-000	416.36	12



SERVICE SADDLES



325 BRONZE SERVICE SADDLES

Extra Wide 304 Stainless Steel Strap, For Rigid Pipe Applications (Not for plastic pipe use)

3/4" thru 2" NPT and CC Taps

Nominal Size Inches	O.D. Inches	Tap Size & Type Inches	Catalog Number	List Price	Approx. Weight lbs.
4	4.50-4.80	3/4" NPT	325-00048006-100	183.88	7
		3/4" CC	325-00048007-100	183.88	7
		1" NPT	325-00048008-100	183.88	7
		1" CC	325-00048009-100	183.88	7
		1 1/4" NPT	325-00048010-100	214.21	8
		1 1/4" CC	325-00048011-100	214.21	8
		1 1/2" NPT	325-00048012-100	214.21	8
		1 1/2" CC	325-00048013-100	214.21	8
		2 NPT	325-00048014-100	214.21	8
		2 CC	325-00048015-100	214.21	8
6	6.63-6.90	3/4" NPT	325-00069006-100	216.01	8
		3/4" CC	325-00069007-100	216.01	8
		1" NPT	325-00069008-100	216.01	8
		1" CC	325-00069009-100	216.01	8
		1 1/4" NPT	325-00069010-100	247.16	8
		1 1/4" CC	325-00069011-100	247.16	8
		1 1/2" NPT	325-00069012-100	247.16	8
		1 1/2" CC	325-00069013-100	247.16	8
		2 NPT	325-00069014-100	247.16	8
		2 CC	325-00069015-100	247.16	8
8	8.63-9.05	3/4" NPT	325-00090506-100	267.66	8
		3/4" CC	325-00090507-100	267.66	8
		1" NPT	325-00090508-100	267.66	8
		1" CC	325-00090509-100	267.66	8
		1 1/4" NPT	325-00090510-100	281.67	8
		1 1/4" CC	325-00090511-100	281.67	8
		1 1/2" NPT	325-00090512-100	281.67	8
		1 1/2" CC	325-00090513-100	281.67	8
		2 NPT	325-00090514-100	281.67	8
		2 CC	325-00090515-100	281.67	8



SERVICE SADDLES



325 BRONZE SERVICE SADDLES

Extra Wide 304 Stainless Steel Strap, For Rigid Pipe Applications (Not for plastic pipe use)

3/4" thru 2" NPT and CC Taps

Nominal Size Inches	O.D. Inches	Tap Size & Type Inches	Catalog Number	List Price	Approx. Weight lbs.
10	10.75-11.10	3/4" NPT	325-00111006-100	331.86	11
		3/4" CC	325-00111007-100	331.86	11
		1" NPT	325-00111008-100	331.86	11
		1" CC	325-00111009-100	331.86	11
		1 1/4" NPT	325-00111010-100	364.65	11
		1 1/4" CC	325-00111011-100	364.65	11
		1 1/2" NPT	325-00111012-100	364.65	11
		1 1/2" CC	325-00111013-100	364.65	11
		2 NPT	325-00111014-100	364.65	11
		2 CC	325-00111015-100	364.65	11
12	12.75-13.20	3/4" NPT	325-00132006-100	369.25	11
		3/4" CC	325-00132007-100	369.25	11
		1" NPT	325-00132008-100	369.25	11
		1" CC	325-00132009-100	369.25	11
		1 1/4" NPT	325-00132010-100	416.36	12
		1 1/4" CC	325-00132011-100	416.36	12
		1 1/2" NPT	325-00132012-100	416.36	12
		1 1/2" CC	325-00132013-100	416.36	12
		2 NPT	325-00132014-100	416.36	12
		2 CC	325-00132015-100	416.36	12



SERVICE SADDLES



331 REPAIR SERVICE SADDLE

Double Bale, Electro-galvanized, Epoxy Coated DI Body



5/8" CC through 2" NPT Taps

Nominal Size Inches	O.D. Range Inches	Tap Size & Type Inches	Catalog Number	List Price	Approx. Weight lbs.
4	4.79-5.32	5/8" CC	331-00053205-000	\$126.89	8
		3/4" NPT	331-00053206-000	126.89	8
		3/4" CC	331-00053207-000	126.89	8
		1" NPT	331-00053208-000	126.89	8
		1" CC	331-00053209-000	126.89	8
		1 1/4" NPT	331-00053210-000	143.80	8
		1 1/4" CC	331-00053211-000	143.80	8
		1 1/2" NPT	331-00053212-000	143.80	8
		1 1/2" CC	331-00053213-000	143.80	8
6	6.90-7.40	2" NPT	331-00053214-000	143.80	8
		5/8" CC	331-00074005-000	142.93	11
		3/4" NPT	331-00074006-000	142.93	11
		3/4" CC	331-00074007-000	142.93	11
		1" NPT	331-00074008-000	142.93	11
		1" CC	331-00074009-000	142.93	11
		1 1/4" NPT	331-00074010-000	157.92	11
		1 1/4" CC	331-00074011-000	157.92	11
		1 1/2" NPT	331-00074012-000	157.92	11
8	9.00-9.63	1 1/2" CC	331-00074013-000	157.92	11
		2" NPT	331-00074014-000	157.92	11
		5/8" CC	331-00096305-000	165.76	13
		3/4" NPT	331-00096306-000	165.76	13
		3/4" CC	331-00096307-000	165.76	13
		1" NPT	331-00096308-000	165.76	13
		1" CC	331-00096309-000	165.76	13
		1 1/4" NPT	331-00096310-000	214.31	13
		1 1/4" CC	331-00096311-000	214.31	13
		1 1/2" NPT	331-00096312-000	214.31	13
1 1/2" CC	331-00096313-000	214.31	13		
2" NPT	331-00096314-000	214.31	13		



SERVICE SADDLES



331 REPAIR SERVICE SADDLE

Double Bale, Electro-galvanized, Epoxy Coated DI Body

5/8" CC through 2" NPT Taps



Nominal Size Inches	O.D. Range Inches	Tap Size & Type Inches	Catalog Number	List Price	Approx. Weight lbs.
10	11.04-12.12	5/8" CC	331-00121205-000	207.01	13
		3/4" NPT	331-00121206-000	207.01	13
		3/4" CC	331-00121207-000	207.01	13
		1" NPT	331-00121208-000	207.01	13
		1" CC	331-00121209-000	207.01	13
		1 1/4" NPT	331-00121210-000	225.56	13
		1 1/4" CC	331-00121211-000	225.56	13
		1 1/2" NPT	331-00121212-000	225.56	13
		1 1/2" CC	331-00121213-000	225.56	13
		2" NPT	331-00121214-000	225.56	13
12	13.14-14.38	5/8" CC	331-00143805-000	298.40	16
		3/4" NPT	331-00143806-000	298.40	16
		3/4" CC	331-00143807-000	298.40	16
		1" NPT	331-00143808-000	298.40	16
		1" CC	331-00143809-000	298.40	16
		1 1/4" NPT	331-00143810-000	324.25	16
		1 1/4" CC	331-00143811-000	324.25	16
		1 1/2" NPT	331-00143812-000	324.25	16
		1 1/2" CC	331-00143813-000	324.25	16
		2" NPT	331-00143814-000	324.25	16



357 SERVICE SADDLE, For PVC or Steel Pipe.

D.I. Body with 304 Stainless Steel Straps



3" and 4" NPT Taps

Nominal Size	O.D. Range Inches	Catalog Number				Approx. Weight lbs.
		3" NPT	List Price	4" NPT	List Price	
6	6.63-6.90	357-00069017-000	\$303.41	357-00069018-000	\$425.34	13
8	8.63-9.05	357-00090517-000	\$28.67	357-00090518-000	441.98	13
10	10.75-11.10	357-00111017-000	359.02	357-00111018-000	450.21	14
12	12.75-13.20	357-00132017-000	381.76	357-00132018-000	464.00	14

Not for Ductile Iron Pipe.



SERVICE SADDLES



362 SERVICE SADDLES FOR CONCRETE CYLINDER PIPE D.I. Body with Epoxy Coating and Epoxy Coated Straps



3/4" NPT and CC Taps

1" and 1 1/4" NPT and CC Taps

Nominal Size Inches	O.D. Inches	Concrete Coating O.D. Range Inches	Catalog Number		List Price	Approx. Weight lbs.
			3/4" NPT	3/4" CC		
12	13 3/8	15.38-15.88	362-00158806-000	362-00158807-000	\$542.61	24
14	15 1/4	17.25-18.00	362-00180006-000	362-00180007-000	548.46	24
16	17 3/8	19.38-19.88	362-00198806-000	362-00198807-000	554.19	26
18	19 25/32	21.75-22.38	362-00223806-000	362-00223807-000	623.86	26
20	21 25/32	23.75-24.38	362-00243806-000	362-00243807-000	632.59	30
21	22 25/32	24.75-25.50	362-00255006-000	362-00255007-000	644.22	31
24	25 3/4	27.88-28.50	362-00285006-000	362-00285007-000	658.73	33
27	28 25/32	30.75-31.50	362-00315006-000	362-00315007-000	693.51	35
30	31 7/8	34.13-34.88	362-00348806-000	362-00348807-000	758.82	37
33	34 7/8	37.13-37.38	362-00373806-000	362-00373807-000	813.03	38
36	37 7/8	40.25-41.00	362-00410006-000	362-00410007-000	855.20	40



1" and 1 1/4" NPT and CC Taps

Nominal Size Inches	O.D. Inches	Concrete Coating O.D. Range Inches	Catalog Number				List Price	Approx. Weight lbs.
			1" NPT	1" CC	1 1/4" NPT	1 1/4" CC		
12	13 3/8	15.38-15.88	362-00158808-000	362-00158809-000	362-00158810-000	362-00158811-000	\$542.61	24
14	15 1/4	17.25-18.00	362-00180008-000	362-00180009-000	362-00180010-000	362-00180011-000	548.46	25
16	17 3/8	19.38-19.88	362-00198808-000	362-00198809-000	362-00198810-000	362-00198811-000	554.19	26
18	19 25/32	21.75-22.38	362-00223808-000	362-00223809-000	362-00223810-000	362-00223811-000	623.86	27
20	21 25/32	23.75-24.38	362-00243808-000	362-00243809-000	362-00243810-000	362-00243811-000	632.59	31
21	22 25/32	24.75-25.50	362-00255008-000	362-00255009-000	362-00255010-000	362-00255011-000	644.22	31
24	25 3/4	27.88-28.50	362-00285008-000	362-00285009-000	362-00285010-000	362-00285011-000	658.73	33
27	28 25/32	30.75-31.50	362-00315008-000	362-00315009-000	362-00315010-000	362-00315011-000	693.51	35
30	31 7/8	34.13-34.88	362-00348808-000	362-00348809-000	362-00348810-000	362-00348811-000	758.82	37
33	34 7/8	37.13-37.38	362-00373808-000	362-00373809-000	362-00373810-000	362-00373811-000	813.03	38
36	37 7/8	40.25-41.00	362-00410008-000	362-00410009-000	362-00410010-000	362-00410011-000	855.20	40



1 1/2" and 2" NPT and CC Taps

Nominal Size Inches	O.D. Inches	Concrete Coating O.D. Range Inches	Catalog Number				List Price	Approx. Weight lbs.
			1 1/2" NPT	1 1/2" CC	2" NPT	2" CC		
12	13 3/8	15.38-15.88	362-00158812-000	362-00158813-000	362-00158814-000	362-00158815-000	\$ 542.61	24
14	15 1/4	17.25-18.00	362-00180012-000	362-00180013-000	362-00180014-000	362-00180015-000	548.46	25
16	17 3/8	19.38-19.88	362-00198812-000	362-00198813-000	362-00198814-000	362-00198815-000	554.19	26
18	19 25/32	21.75-22.38	362-00223812-000	362-00223813-000	362-00223814-000	362-00223815-000	623.86	27
20	21 25/32	23.75-24.38	362-00243812-000	362-00243813-000	362-00243814-000	362-00243815-000	632.59	31
21	22 25/32	24.75-25.50	362-00255012-000	362-00255013-000	362-00255014-000	362-00255015-000	644.22	31
24	25 3/4	27.88-28.50	362-00285012-000	362-00285013-000	362-00285014-000	362-00285015-000	658.73	33
27	28 25/32	30.75-31.50	362-00315012-000	362-00315013-000	362-00315014-000	362-00315015-000	693.51	35
30	31 7/8	34.13-34.88	362-00348812-000	362-00348813-000	362-00348814-000	362-00348815-000	758.82	27
33	34 7/8	37.13-37.38	362-00373812-000	362-00373813-000	362-00373814-000	362-00373815-000	813.03	38
36	37 7/8	40.25-41.00	362-00410012-000	362-00410013-000	362-00410014-000	362-00410015-000	855.20	40



SERVICE SADDLES



366 SERVICE SADDLES FOR LARGE DIAMETER D.I. Body and Epoxy Coated Straps



3/4", 1" and 1 1/4" NPT and CC Taps

O.D. Range Inches	Catalog Number						List Price	Approx. Weight lbs.
	3/4" NPT	3/4" CC	1" NPT	1" CC	1 1/4" NPT	1 1/4" CC		
19.25-20.00	366-00200006-000	366-00200007-000	366-00200008-000	366-00200009-000	366-00200010-000	366-00200011-000	\$811.36	38
19.75-20.50	366-00205006-000	366-00205007-000	366-00205008-000	366-00205009-000	366-00205010-000	366-00205011-000	814.20	38
20.50-21.25	366-00212506-000	366-00212507-000	366-00212508-000	366-00212509-000	366-00212510-000	366-00212511-000	825.46	38
21.35-22.10	366-00221006-000	366-00221007-000	366-00221008-000	366-00221009-000	366-00221010-000	366-00221011-000	833.91	39
21.81-22.56	366-00225606-000	366-00225607-000	366-00225608-000	366-00225609-000	366-00225610-000	366-00225611-000	846.39	39
22.50-23.25	366-00232506-000	366-00232507-000	366-00232508-000	366-00232509-000	366-00232510-000	366-00232511-000	850.84	39
23.19-23.94	366-00239406-000	366-00239407-000	366-00239408-000	366-00239409-000	366-00239410-000	366-00239411-000	859.29	39
23.75-24.50	366-00245006-000	366-00245007-000	366-00245008-000	366-00245009-000	366-00245010-000	366-00245011-000	867.68	42
24.50-25.25	366-00252506-000	366-00252507-000	366-00252508-000	366-00252509-000	366-00252510-000	366-00252511-000	873.35	42
25.55-26.32	366-00263206-000	366-00263207-000	366-00263208-000	366-00263209-000	366-00263210-000	366-00263211-000	881.77	44
26.07-26.82	366-00268206-000	366-00268207-000	366-00268208-000	366-00268209-000	366-00268210-000	366-00268211-000	890.21	44
26.65-27.50	366-00275006-000	366-00275007-000	366-00275008-000	366-00275009-000	366-00275010-000	366-00275011-000	895.93	44
27.51-28.25	366-00282506-000	366-00282507-000	366-00282508-000	366-00282509-000	366-00282510-000	366-00282511-000	904.37	45
28.75-29.50	366-00295006-000	366-00295007-000	366-00295008-000	366-00295009-000	366-00295010-000	366-00295011-000	909.94	45
29.53-30.28	366-00302806-000	366-00302807-000	366-00302808-000	366-00302809-000	366-00302810-000	366-00302811-000	924.08	47
29.75-30.50	366-00305006-000	366-00305007-000	366-00305008-000	366-00305009-000	366-00305010-000	366-00305011-000	929.28	47
31.49-32.24	366-00322406-000	366-00322407-000	366-00322408-000	366-00322409-000	366-00322410-000	366-00322411-000	955.03	49
31.75-32.50	366-00325006-000	366-00325007-000	366-00325008-000	366-00325009-000	366-00325010-000	366-00325011-000	963.47	49
32.49-33.24	366-00332406-000	366-00332407-000	366-00332408-000	366-00332409-000	366-00332410-000	366-00332411-000	986.00	49
33.21-33.96	366-00339606-000	366-00339607-000	366-00339608-000	366-00339609-000	366-00339610-000	366-00339611-000	991.65	49
34.90-35.65	366-00356506-000	366-00356507-000	366-00356508-000	366-00356509-000	366-00356510-000	366-00356511-000	1,017.01	52
35.67-36.42	366-00364206-000	366-00364207-000	366-00364208-000	366-00364209-000	366-00364210-000	366-00364211-000	1,025.45	52
36.49-37.24	366-00372406-000	366-00372407-000	366-00372408-000	366-00372409-000	366-00372410-000	366-00372411-000	1,050.81	54
36.97-37.72	366-00377206-000	366-00377207-000	366-00377208-000	366-00377209-000	366-00377210-000	366-00377211-000	1,064.91	54
37.71-38.46	366-00384606-000	366-00384607-000	366-00384608-000	366-00384609-000	366-00384610-000	366-00384611-000	1,087.47	54
38.45-39.20	366-00392006-000	366-00392007-000	366-00392008-000	366-00392009-000	366-00392010-000	366-00392011-000	1,098.68	54
39.35-40.10	366-00401006-000	366-00401007-000	366-00401008-000	366-00401009-000	366-00401010-000	366-00401011-000	1,115.66	56
39.81-40.56	366-00405606-000	366-00405607-000	366-00405608-000	366-00405609-000	366-00405610-000	366-00405611-000	1,126.88	56
41.95-42.70	366-00427006-000	366-00427007-000	366-00427008-000	366-00427009-000	366-00427010-000	366-00427011-000	1,140.97	56
42.40-43.15	366-00431506-000	366-00431507-000	366-00431508-000	366-00431509-000	366-00431510-000	366-00431511-000	1,155.03	57



SERVICE SADDLES



366 SERVICE SADDLES FOR LARGE DIAMETER D.I. Body and Epoxy Coated Straps



1 1/2", 2" and 2 1/2" NPT and CC Taps

O.D. Range Inches	Catalog Number					List Price	Approx. Weight
	1 1/2" NPT	1 1/2" CC	2" NPT	2" CC	2 1/2" NPT		
19.25-20.00	366-00200012-000	366-00200013-000	366-00200014-000	366-00200015-000	366-00200016-000	\$ 811.36	38
19.75-20.50	366-00205012-000	366-00205013-000	366-00205014-000	366-00205015-000	366-00205016-000	814.20	38
20.50-21.25	366-00212512-000	366-00212513-000	366-00212514-000	366-00212515-000	366-00212516-000	825.46	38
21.35-22.10	366-00221012-000	366-00221013-000	366-00221014-000	366-00221015-000	366-00221016-000	833.91	39
21.81-22.56	366-00225612-000	366-00225613-000	366-00225614-000	366-00225615-000	366-00225616-000	846.39	39
22.50-23.25	366-00232512-000	366-00232513-000	366-00232514-000	366-00232515-000	366-00232516-000	850.84	39
23.19-23.94	366-00239412-000	366-00239413-000	366-00239414-000	366-00239415-000	366-00239416-000	859.29	39
23.75-24.50	366-00245012-000	366-00245013-000	366-00245014-000	366-00245015-000	366-00245016-000	867.68	42
24.50-25.25	366-00252512-000	366-00252513-000	366-00252514-000	366-00252515-000	366-00252516-000	873.35	42
25.55-26.32	366-00263212-000	366-00263213-000	366-00263214-000	366-00263215-000	366-00263216-000	881.77	44
26.07-26.82	366-00268212-000	366-00268213-000	366-00268214-000	366-00268215-000	366-00268216-000	890.21	44
26.65-27.50	366-00275012-000	366-00275013-000	366-00275014-000	366-00275015-000	366-00275016-000	895.93	44
27.51-28.25	366-00282512-000	366-00282513-000	366-00282514-000	366-00282515-000	366-00282516-000	904.37	45
28.75-29.50	366-00295012-000	366-00295013-000	366-00295014-000	366-00295015-000	366-00295016-000	909.94	45
29.53-30.28	366-00302812-000	366-00302813-000	366-00302814-000	366-00302815-000	366-00302816-000	924.08	47
29.75-30.50	366-00305012-000	366-00305013-000	366-00305014-000	366-00305015-000	366-00305016-000	929.28	47
31.49-32.24	366-00322412-000	366-00322413-000	366-00322414-000	366-00322415-000	366-00322416-000	955.03	49
31.75-32.50	366-00325012-000	366-00325013-000	366-00325014-000	366-00325015-000	366-00325016-000	963.47	49
32.49-33.24	366-00332412-000	366-00332413-000	366-00332414-000	366-00332415-000	366-00332416-000	986.00	49
33.21-33.96	366-00339612-000	366-00339613-000	366-00339614-000	366-00339615-000	366-00339616-000	991.65	49
34.90-35.65	366-00356512-000	366-00356513-000	366-00356514-000	366-00356515-000	366-00356516-000	1,017.01	49
35.67-36.42	366-00364212-000	366-00364213-000	366-00364214-000	366-00364215-000	366-00364216-000	1,025.45	54
36.49-37.24	366-00372412-000	366-00372413-000	366-00372414-000	366-00372415-000	366-00372416-000	1,050.81	54
36.97-37.72	366-00377212-000	366-00377213-000	366-00377214-000	366-00377215-000	366-00377216-000	1,064.91	54
37.71-38.46	366-00384612-000	366-00384613-000	366-00384614-000	366-00384615-000	366-00384616-000	1,087.47	54
38.45-39.20	366-00392012-000	366-00392013-000	366-00392014-000	366-00392015-000	366-00392016-000	1,098.68	54
39.35-40.10	366-00401012-000	366-00401013-000	366-00401014-000	366-00401015-000	366-00401016-000	1,115.66	56
39.81-40.56	366-00405612-000	366-00405613-000	366-00405614-000	366-00405615-000	366-00405616-000	1,126.88	56
41.95-42.70	366-00427012-000	366-00427013-000	366-00427014-000	366-00427015-000	366-00427016-000	1,140.97	56
42.40-43.15	366-00431512-000	366-00431513-000	366-00431514-000	366-00431515-000	366-00431516-000	1,155.03	57



SERVICE SADDLES



371 SERVICE SADDLES

Single Stud, All 304 Stainless Steel

1/2" CC, 3/4" and 1" NPT and CC Taps

Nom. Size Inches	O.D. Range Inches	Catalog Number					List Price	Approx. Weight lbs.
		1/2" CC	3/4" NPT	3/4" CC	1" NPT	1" CC		
4	4.50-4.80	371-00048004-000	371-00048006-000	371-00048007-000	371-00048008-000	371-00048009-000	\$93.67	6
6	6.63-6.90	371-00069004-000	371-00069006-000	371-00069007-000	371-00069008-000	371-00069009-000	134.68	7
8	8.63-9.05	371-00090504-000	371-00090506-000	371-00090507-000	371-00090508-000	371-00090509-000	136.76	8
10	10.75-11.10	371-00111004-000	371-00111006-000	371-00111007-000	371-00111008-000	371-00111009-000	167.10	8
12	12.75-13.20	371-00132004-000	371-00132006-000	371-00132007-000	371-00132008-000	371-00132009-000	170.87	9



372 SERVICE SADDLES

Double Stud, All 304 Stainless Steel

1/2", 3/4" and 1" NPT and CC Taps

Nominal Size Inches	O.D. Range Inches	Catalog Number					List Price	Approx.
		1/2" CC	3/4" NPT	3/4" CC	1" NPT	1" CC		
4	4.50-4.80	372-00048004-000	372-00048006-000	372-00048007-000	372-00048008-000	372-00048009-000	\$104.95	5
6	6.63-6.90	372-00069004-000	372-00069006-000	372-00069007-000	372-00069008-000	372-00069009-000	150.13	7
8	8.63-9.05	372-00090504-000	372-00090506-000	372-00090507-000	372-00090508-000	372-00090509-000	152.34	7
10	10.75-11.10	372-00111004-000	372-00111006-000	372-00111007-000	372-00111008-000	372-00111009-000	185.65	8
12	12.75-13.20	372-00132004-000	372-00132006-000	372-00132007-000	372-00132008-000	372-00132009-000	189.84	9
14	15.20-15.30	372-00153004-000	372-00153006-000	372-00153007-000	372-00153008-000	372-00153009-000	254.97	10
16	17.32-17.46	372-00174004-000	372-00174006-000	372-00174007-000	372-00174008-000	372-00174009-000	273.17	12

1 1/4" and 1 1/2" NPT and CC Taps

Nominal Size Inches	O.D. Range Inches	Catalog Number				List Price	Approx. Weight lbs.
		1 1/4" NPT	1 1/4" CC	1 1/2" NPT	1 1/2" CC		
4	4.50-4.80	372-00048010-000	372-00048011-000	372-00048012-000	372-00048013-000	\$212.11	6
6	6.63-6.90	372-00069010-000	372-00069011-000	372-00069012-000	372-00069013-000	214.45	6
8	8.63-9.05	372-00090510-000	372-00090511-000	372-00090512-000	372-00090513-000	221.82	7
10	10.75-11.10	372-00111010-000	372-00111011-000	372-00111012-000	372-00111013-000	233.16	8
12	12.75-13.20	372-00132010-000	372-00132011-000	372-00132012-000	372-00132013-000	246.26	9
14	15.20-15.30	372-00153010-000	372-00153011-000	372-00153012-000	372-00153013-000	276.11	11
16	17.32-17.46	372-00174010-000	372-00174011-000	372-00174012-000	372-00174013-000	294.58	12

2" NPT and CC Taps

Nominal Size Inches	O.D. Range Inches	Catalog Number		List Price	Approx. Weight lbs.
		2" NPT	2" CC		
4	4.50-4.80	372-00048014-000	372-00048015-000	\$ 212.11	6
6	6.63-6.90	372-00069014-000	372-00069015-000	214.45	6
8	8.63-9.05	372-00090514-000	372-00090515-000	221.82	7
10	10.75-11.10	372-00111014-000	372-00111015-000	233.16	8
12	12.75-13.20	372-00132014-000	372-00132015-000	246.26	9
14	15.20-15.30	372-00153014-000	372-00153015-000	276.11	11
16	17.32-17.46	372-00174014-000	372-00174015-000	294.58	12



SERVICE SADDLES



397 SERVICE SADDLES FOR STEEL AND DI SIZE PVC
 Ductile Iron Body, Double Wide 304 Stainless Steel Strap



3/4" and 1" NPT and CC Taps

Nominal Size Inches	O.D. Inches	Catalog Number				List Price	Approx. Weight lbs.
		3/4" NPT	3/4" CC	1" NPT	1" CC		
2	2.38	397-00023806-000	397-00023807-000	397-00023808-000	397-00023809-000	\$ 122.33	5
4	4.50	397-00045006-000	397-00045007-000	397-00045008-000	397-00045009-000	123.32	5
	4.80	397-00048006-000	397-00048007-000	397-00048008-000	397-00048009-000	123.32	5
6	6.63	397-00066306-000	397-00066307-000	397-00066308-000	397-00066309-000	140.48	6
	6.90	397-00069006-000	397-00069007-000	397-00069008-000	397-00069009-000	140.48	6
8	8.63	397-00086306-000	397-00086307-000	397-00086308-000	397-00086309-000	163.34	6
	9.05	397-00090506-000	397-00090507-000	397-00090508-000	397-00090509-000	163.34	6
10	10.75	397-00107506-000	397-00107507-000	397-00107508-000	397-00107509-000	197.27	10
	11.10	397-00111006-000	397-00111007-000	397-00111008-000	397-00111009-000	197.27	11
12	12.75	397-00127506-000	397-00127507-000	397-00127508-000	397-00127509-000	229.58	10
	13.20	397-00132006-000	397-00132007-000	397-00132008-000	397-00132009-000	229.58	10

1 1/4" NPT and CC - 1 1/2" NPT and CC Taps

Nominal Size Inches	O.D. Inches	Catalog Number				List Price	Approx. Weight lbs.
		1 1/4" NPT	1 1/4" CC	1/2" NPT	1 1/2" CC		
4	4.50	397-00045010-000	397-00045011-000	397-00045012-000	397-00045013-000	\$147.26	6
	4.80	397-00048010-000	397-00048011-000	397-00048012-000	397-00048013-000	147.26	7
6	6.63	397-00066310-000	397-00066311-000	397-00066312-000	397-00066313-000	165.71	7
	6.90	397-00069010-000	397-00069011-000	397-00069012-000	397-00069013-000	165.71	7
8	8.63	397-00086310-000	397-00086311-000	397-00086312-000	397-00086313-000	189.40	8
	9.05	397-00090510-000	397-00090511-000	397-00090512-000	397-00090513-000	189.40	8
10	10.75	397-00107510-000	397-00107511-000	397-00107512-000	397-00107513-000	212.22	10
	11.10	397-00111010-000	397-00111011-000	397-00111012-000	397-00111013-000	212.22	11
12	12.75	397-00127510-000	397-00127511-000	397-00127512-000	397-00127513-000	245.88	10
	13.20	397-00132010-000	397-00132011-000	397-00132012-000	397-00132013-000	245.88	10

2" NPT and CC Taps

Nominal Size Inches	O.D. Inches	Catalog Number		List Price	Approx. Weight
		2" NPT	2" CC		
4	4.50	397-00045014-000	397-00045015-000	\$147.26	6
	4.80	397-00048014-000	397-00048015-000	147.26	7
6	6.63	397-00066314-000	397-00066315-000	165.71	7
	6.90	397-00069014-000	397-00069015-000	165.71	7
8	8.63	397-00086314-000	397-00086315-000	189.40	8
	9.05	397-00090514-000	397-00090515-000	189.40	8
10	10.75	397-00107514-000	397-00107515-000	212.22	10
	11.10	397-00111014-000	397-00111015-000	212.22	11
12	12.75	397-00127514-000	397-00127515-000	245.88	10
	13.20	397-00132014-000	397-00132015-000	245.88	10

397 Saddles are furnished standard with a 3" wide, one piece, stainless steel strap with dual studs.



COUPLINGS



411 STEEL COUPLINGS For Steel Pipe



Nominal Size Inches	O.D. Inches	Sleeve Thickness & Length Inches	Bolts		Catalog Number	ALLOY Bolts & Nuts	304 STAINLESS STEEL Bolts & Nuts	316 STAINLESS STEEL Bolts & Nuts	Approx. Weight Lbs.
			No.	Diameter Length Inches		-003 List Price	-031 List Price	-043 List Price	
*1/2	0.84	.120 x 4 1/2	2	1/2 x 7	411-00008401	\$47.11	\$94.00	\$188.96	3
*1/2	0.84	.120 x 12	2	1/2 x 14	411-00008410	108.06	189.11	246.87	4
*3/4	1.05	.120 x 4 1/2	2	1/2 x 7	411-00010501	53.90	100.79	195.81	3
*3/4	1.05	.120 x 12	2	1/2 x 14	411-00010510	111.91	192.95	250.77	5
*1	1.32	.120 x 5	2	1/2 x 7	411-00013201	55.77	102.66	197.70	4
*1	1.32	.120 x 12	2	1/2 x 14	411-00013210	113.06	194.11	251.94	5
*1 1/4	1.66	.120 x 5	2	1/2 x 7	411-00016601	58.40	105.29	200.36	4
*1 1/4	1.66	.120 x 12	2	1/2 x 14	411-00016610	126.21	207.25	265.20	7
*1 1/2	1.90	.120 x 5	2	1/2 x 7	411-00019001	69.73	116.62	211.82	4
*1 1/2	1.90	.120 x 12	2	1/2 x 14	411-00019010	147.36	228.40	286.56	8
*2	2.00	.120 x 5	2	1/2 x 7	411-00020001	76.78	123.67	218.93	5
*2	2.00	.120 x 12	2	1/2 x 14	411-00020010	158.14	239.18	297.45	8
*2	2.38	.120 x 5	2	1/2 x 7	411-00023801	79.01	125.91	221.18	5
		.120 x 5	2	5/8 x 8	411-00023851	89.33	134.54	190.90	6
		.120 x 7	2	5/8 x 10 1/2	411-00023821	101.52	160.50	223.36	6
		.120 x 12	2	5/8 x 15	411-00023841	123.75	198.02	273.01	10
		.120 x 5	3	5/8 x 8	411-00023861	101.02	168.81	253.06	7
		.120 x 7	3	5/8 x 10 1/2	411-00023802	119.68	208.15	302.11	10
		.120 x 12	3	5/8 x 15	411-00023810	181.57	292.95	405.72	17
2 1/2	2.88	.203 x 5	3	5/8 x 8	411-00028801	122.08	189.88	281.09	13
2 1/2	2.88	.203 x 12	3	5/8 x 15	411-00028810	193.39	304.77	343.34	17
3	3.00	.203 x 5	3	5/8 x 8	411-00030001	127.43	195.22	279.72	13
3	3.50	.180 x 5	3	5/8 x 6	†411-90035001	127.86	179.41	316.79	12
		.180 x 5	4	5/8 x 8	411-00035051	153.41	243.79	356.30	12
		.180 x 7	4	5/8 x 10 1/2	411-00035002	161.81	279.75	405.05	15
		.180 x 12	3	5/8 x 15	†411-90035010	225.20	367.45	523.91	21
4	4.00	.188 x 5	4	5/8 x 8	411-00040001	153.76	244.14	356.65	18
4	4.00	.188 x 12	4	5/8 x 15	411-00040010	272.01	420.53	570.77	25
4	4.50	.188 x 5	4	5/8 x 6	†411-90045001	161.54	230.27	413.36	13
		.188 x 7	4	5/8 x 8	†411-90045002	181.57	271.94	384.73	14
		.188 x 12	4	5/8 x 13 1/2	†411-90045010	286.01	475.67	591.74	22
		.188 x 16	4	5/8 x 17	†411-90045011	383.65	632.30	719.91	28
		.188 x 24	4	5/8 x 25	†411-90045012	530.06	895.82	1,242.23	39
5	5.00	1/4 x 5	4	5/8 x 8	411-00050001	213.77	304.14	417.25	21
5	5.00	1/4 x 12	4	5/8 x 15	411-00050010	319.19	467.70	618.40	30
5	5.56	1/4 x 5	4	5/8 x 8	411-00055601	213.77	304.14	417.25	21
		1/4 x 7	4	5/8 x 10 1/2	411-00055602	235.48	353.44	479.45	24
		1/4 x 10	4	5/8 x 13 1/2	411-00055603	414.93	637.70	721.93	32
		1/4 x 16	4	5/8 x 19 1/2	411-00055611	498.23	777.43	1,049.85	41
		1/4 x 24	4	5/8 x 27 1/2	411-00055612	701.57	1,102.12	1,433.43	52
6	6.63	1/4 x 5	6	5/8 x 6	†411-90066301	218.46	321.57	595.96	23
		1/4 x 7	6	5/8 x 8	†411-90066302	240.19	375.75	544.62	26
		1/4 x 10	6	5/8 x 10 1/2	†411-90066303	421.73	598.68	788.37	35
		1/4 x 16	6	5/8 x 17	†411-90066311	509.59	882.57	1,013.33	43
		1/4 x 24	6	5/8 x 25	†411-90066312	714.56	1,263.20	1,428.56	65

†Couplings furnished with steel "Z" section, High Strength Followers. Buna N Protected Gaskets priced on application.

Suitable anchorage must be provided when excessive pipe movement could cause the pipe to move out of the coupling.

*Note: 1/2"-2" have electro-galvanized bolts and nuts.



COUPLINGS



411 STEEL COUPLINGS For Steel Pipe



Nominal Size Inches	O.D. Inches	Sleeve Thickness & Length Inches	Bolts		Catalog Number	ALLOY Bolts & Nuts	304 STAINLESS STEEL Bolts & Nuts	316 STAINLESS STEEL Bolts & Nuts	Approx. Weight Lbs.
			No.	Diameter & Length Inches		-003 List Price	-031 List Price	-043 List Price	
8	8.63	1/4 x 5	6	5/8 x 6	†411-90086301	\$ 257.71	\$ 360.82	\$ 635.58	28
		1/4 x 7	6	5/8 x 8	†411-90086302	278.20	413.76	583.00	32
		1/4 x 10	6	5/8 x 10 1/2	†411-90086303	491.99	668.93	788.37	42
		1/4 x 16	6	5/8 x 17	†411-90086311	708.74	1,081.71	1,214.43	57
		1/4 x 24	6	5/8 x 25	†411-90086312	972.30	1,520.94	2,042.31	74
10	10.00	1/4 x 5	8	5/8 x 8	411-00100001	316.35	497.12	722.23	33
		1/4 x 7	8	5/8 x 10 1/2	411-00100002	342.63	578.55	829.31	38
		1/4 x 10	8	5/8 x 13 1/2	411-00100003	503.71	883.06	1,114.53	50
		1/4 x 16	8	5/8 x 19 1/2	411-00100011	922.51	1,480.92	2,025.04	67
		1/4 x 24	8	5/8 x 27 1/2	411-00100012	1,133.31	1,934.43	2,594.39	97
10	10.75	1/4 x 5	8	5/8 x 6	†411-90107501	316.35	453.83	819.91	34
		1/4 x 7	8	5/8 x 8	†411-90107502	366.05	546.82	772.41	40
		3/8 x 7	8	5/8 x 8	†411-90107507	431.18	611.96	838.19	49
		1/4 x 10	8	5/8 x 10 1/2	†411-90107503	559.35	795.27	980.13	52
		1/4 x 16	8	5/8 x 17	†411-90107511	925.41	1,422.71	1,599.48	71
		1/4 x 24	8	5/8 x 25	†411-90107512	1,162.68	1,894.19	2,588.05	86
12	12.00	1/4 x 5	8	5/8 x 8	411-00120001	504.00	677.82	894.75	37
		1/4 x 7	8	5/8 x 10 1/2	411-00120002	551.25	778.10	1,019.74	44
		1/4 x 10	8	5/8 x 13 1/2	411-00120003	673.56	1,052.92	1,286.05	56
		1/4 x 16	8	5/8 x 19 1/2	411-00120011	1,107.02	1,665.41	2,211.34	77
		1/4 x 24	8	5/8 x 27 1/2	411-00120012	1,224.15	2,025.28	2,686.13	108
12	12.75	1/4 x 5	8	5/8 x 6	†411-90127501	374.88	512.37	879.03	39
		1/4 x 7	8	5/8 x 8	†411-90127502	398.29	579.05	804.97	46
		3/8 x 7	8	5/8 x 8	†411-90127507	617.93	853.85	1,106.21	52
		1/4 x 10	8	5/8 x 10 1/2	†411-90127503	676.64	912.57	1,168.99	59
		1/4 x 16	8	5/8 x 17	†411-90127511	1,121.67	1,618.97	1,797.67	81
		1/4 x 24	8	5/8 x 25	†411-90127512	1,279.74	2,011.25	2,706.26	113
		3/8 x 24	8	5/8 x 25	†411-90127516	1,323.69	2,055.21	2,321.79	148
14	14.00	1/4 x 5	6	5/8 x 8	411-00140001	535.94	671.52	843.28	41
		1/4 x 7	6	5/8 x 10 1/2	411-00140002	568.17	745.11	936.23	48
		3/8 x 7	6	5/8 x 10 1/2	411-00140007	743.88	920.82	1,113.66	75
		3/8 x 10	6	5/8 x 13 1/2	411-00140008	899.08	1,183.60	1,362.31	94
		3/8 x 16	6	5/8 x 19 1/2	411-00140015	1,467.17	1,857.62	2,301.66	126
		3/8 x 24	6	5/8 x 27 1/2	411-00140016	1,900.66	2,501.50	3,006.78	171
16	16.00	1/4 x 7	8	5/8 x 10 1/2	411-00160002	694.02	929.94	1,184.15	56
		3/8 x 7	8	5/8 x 10 1/2	411-00160007	802.42	1,038.33	1,293.60	87
		1/4 x 10	8	5/8 x 13 1/2	411-00160003	820.03	1,199.37	1,433.95	72
		3/8 x 10	8	5/8 x 13 1/2	411-00160008	1,007.38	1,386.72	1,623.13	108
		3/8 x 16	8	5/8 x 19 1/2	411-00160015	1,642.91	2,201.31	2,752.50	146
		3/8 x 24	8	5/8 x 27 1/2	411-00160016	2,143.67	2,476.35	2,755.99	218
18	18.00	1/4 x 7	8	5/8 x 10 1/2	411-00180002	723.39	959.31	1,213.79	81
		3/8 x 7	8	5/8 x 10 1/2	411-00180007	893.22	1,129.14	1,385.30	96
		1/4 x 10	8	5/8 x 13 1/2	411-00180003	1,013.28	1,392.29	1,629.09	109
		3/8 x 10	8	5/8 x 13 1/2	411-00180008	1,130.49	1,509.84	1,747.45	119



COUPLINGS



411 STEEL COUPLINGS For Steel Pipe



Nominal Size Inches	O.D. Inches	Sleeve Thickness & Length Inches	Bolts		Catalog Number	ALLOY Bolts & Nuts	304 STAINLESS STEEL Bolts & Nuts	316 STAINLESS STEEL Bolts & Nuts	Approx. Weight Lbs.
			No.	Diameter & Length Inches		-003 List Price	-031 List Price	-043 List Price	
18	18.00	3/8 x 16	8	5/8 x 19 1/2	411-00180015	1,845.01	2,403.42	2,956.58	160
		3/8 x 24	8	5/8 x 27 1/2	411-00180016	2,442.43	3,243.53	3,916.34	223
20	20.00	1/4 x 7	10	5/8 x 10 1/2	411-00200002	881.46	1,176.36	1,494.26	91
		3/8 x 7	10	5/8 x 10 1/2	411-00200007	981.10	1,275.99	1,594.87	107
		1/4 x 10	10	5/8 x 13 1/2	411-00200003	1,045.52	1,519.70	1,813.10	122
		3/8 x 10	10	5/8 x 13 1/2	411-00200008	1,250.50	1,724.67	2,020.10	134
		3/8 x 16	10	5/8 x 19 1/2	411-00200015	1,991.42	2,689.42	3,377.79	180
		3/8 x 24	10	5/8 x 27 1/2	411-00200016	2,811.35	3,227.19	3,578.03	245
22	22.00	1/4 x 7	10	5/8 x 10 1/2	411-00220002	\$945.90	\$1,240.81	\$1,559.36	98
		3/8 x 7	10	5/8 x 10 1/2	411-00220007	1,309.05	1,608.40	1,926.03	118
		1/4 x 10	10	5/8 x 13 1/2	411-00220003	1,364.67	1,838.85	2,135.40	132
		3/8 x 10	10	5/8 x 13 1/2	411-00220008	1,637.00	2,111.18	2,410.39	145
		3/8 x 16	10	5/8 x 19 1/2	411-00220015	2,175.89	2,873.90	3,564.08	196
		3/8 x 24	10	5/8 x 27 1/2	411-00220016	3,282.88	4,284.27	5,127.53	265
24	24.00	1/4 x 7	10	5/8 x 10 1/2	411-00240002	1,101.10	1,396.02	1,716.06	106
		3/8 x 7	10	5/8 x 10 1/2	411-00240007	1,396.92	1,691.82	2,014.77	125
		1/4 x 10	10	5/8 x 13 1/2	411-00240003	1,458.43	1,932.60	2,230.06	142
		3/8 x 10	10	5/8 x 13 1/2	411-00240008	1,786.04	2,280.96	2,620.43	156
		3/8 x 16	10	5/8 x 19 1/2	411-00240015	2,307.73	3,005.74	3,697.21	210
		3/8 x 24	10	5/8 x 27 1/2	411-00240016	3,388.33	4,389.74	5,234.02	286
30	30.00	3/8 x 7	12	5/8 x 10 1/2	411-00300007	1,674.10	2,138.20	2,409.16	155
		3/8 x 10	12	5/8 x 13 1/2	411-00300008	1,822.16	2,376.19	2,759.39	187
36	36.00	3/8 x 7	16	5/8 x 10 1/2	411-00360007	2,161.73	2,777.87	3,138.12	183
		3/8 x 10	16	5/8 x 13 1/2	411-00360008	2,542.70	3,270.26	3,669.71	225
42	42.00	3/8 x 7	18	5/8 x 10 1/2	411-00420007	2,525.17	3,215.38	3,520.29	216
		3/8 x 10	18	5/8 x 13 1/2	411-00420008	2,998.95	3,817.51	4,379.68	262
48	48.00	3/8 x 10	20	5/8 x 13 1/2	411-00480008	2,975.87	3,854.24	4,474.45	308
		3/8 x 16	20	5/8 x 19 1/2	411-00480015	3,794.52	5,161.23	6,341.99	308



COUPLINGS



411 STEEL COUPLINGS

For Cast and Ductile Iron Pipe

Nominal Size Inches	O.D. Inches	Sleeve Thickness & Length Inches	Bolts		Catalog Number	ALLOY Bolts & Nuts	304 STAINLESS STEEL Bolts & Nuts	316 STAINLESS STEEL Bolts & Nuts	Approx. Weight Lbs.
			No.	Diameter & Length Inches		-003 List Price	-031 List Price	-043 List Price	
2	2.50	.203 x 7	2	5/8 x 10 1/2	411-00025002	\$161.30	\$220.28	\$283.71	14
2	2.50	.203 x 10	2	5/8 x 13 1/2	411-00025003	223.28	318.11	376.94	16
2 1/2	2.75	.203 x 7	3	5/8 x 10 1/2	411-00027502	172.75	261.22	355.69	15
2 1/2	2.75	.203 x 10	3	5/8 x 13 1/2	411-00027503	235.91	378.16	465.42	18
3	3.80	.237 x 7	3	5/8 x 10 1/2	411-00038002	234.72	306.85	359.34	20
3	3.80	.237 x 10	3	5/8 x 13 1/2	411-00038003	316.73	428.12	510.08	25
3-4	3.96	.188 x 7	4	5/8 x 10 1/2	411-00039602	242.42	360.38	486.48	22
3-4	3.96	.188 x 10	4	5/8 x 13 1/2	411-00039603	333.21	505.58	639.40	26
4	4.13	.188 x 7	4	5/8 x 10 1/2	411-00041302	251.92	360.12	437.88	22
4	4.13	.188 x 10	4	5/8 x 13 1/2	411-00041303	338.50	522.88	627.18	27
4	4.80	1/4 x 7	4	5/8 x 10 1/2	411-00048002	309.83	427.79	554.54	27
4	4.80	1/4 x 10	4	5/8 x 13 1/2	411-00048003	413.86	603.54	720.85	33
4	5.00	1/4 x 7	4	5/8 x 10 1/2	411-00050002	309.83	427.79	554.54	27
4	5.00	1/4 x 10	4	5/8 x 13 1/2	411-00050003	413.86	603.54	720.85	33
4-5	5.10	1/4 x 7	4	5/8 x 10 1/2	411-00051002	314.66	458.92	562.40	28
4-5	5.10	1/4 x 10	4	5/8 x 13 1/2	411-00051003	417.49	640.26	802.07	33
6	6.90	1/4 x 7	5	5/8 x 10 1/2	411-00069002	350.73	498.18	656.24	38
6	6.90	1/4 x 10	5	5/8 x 13 1/2	411-00069003	543.67	780.77	927.68	45
6	7.10	1/4 x 7	5	5/8 x 10 1/2	411-00071002	396.66	544.11	702.63	39
6	7.10	1/4 x 10	5	5/8 x 13 1/2	411-00071003	610.40	847.49	995.05	46
6	7.20	1/4 x 7	5	5/8 x 10 1/2	411-00072002	481.54	628.98	788.34	39
6	7.20	1/4 x 10	5	5/8 x 13 1/2	411-00072003	697.94	935.03	1,083.45	47
8	9.05	1/4 x 7	6	5/8 x 10 1/2	411-00090502	521.23	698.18	888.85	49
8	9.05	1/4 x 10	6	5/8 x 13 1/2	411-00090503	796.39	1,080.90	1,258.60	60
8	9.15	1/4 x 7	6	5/8 x 10 1/2	411-00091502	523.90	700.83	891.53	49
8	9.15	1/4 x 10	6	5/8 x 13 1/2	411-00091503	800.55	1,085.07	1,262.81	60
8	9.42	1/4 x 7	6	5/8 x 10 1/2	411-00094202	534.26	711.21	902.00	51
8	9.42	1/4 x 10	6	5/8 x 13 1/2	411-00094203	805.86	1,090.37	1,268.17	61
10	11.10	1/4 x 7	7	5/8 x 10 1/2	411-00111002	583.73	790.16	1,012.36	60
10	11.10	1/4 x 10	7	5/8 x 13 1/2	411-00111003	866.53	1,198.46	1,405.16	72
10	11.40	1/4 x 7	7	5/8 x 10 1/2	411-00114002	606.98	813.32	1,035.85	62
10	11.40	1/4 x 10	7	5/8 x 13 1/2	411-00114003	886.14	1,218.06	1,424.97	73
10	11.95	1/4 x 7	8	5/8 x 10 1/2	411-00119502	624.50	860.42	1,113.93	65
10	11.95	1/4 x 10	8	5/8 x 13 1/2	411-00119503	903.09	1,282.44	1,517.82	78
12	13.20	3/8 x 7	8	5/8 x 10 1/2	411-00132007	749.71	958.24	1,240.39	71
12	13.20	3/8 x 10	8	5/8 x 13 1/2	411-00132008	919.31	1,298.65	1,534.20	86
12	13.50	3/8 x 7	8	5/8 x 10 1/2	411-00135007	755.57	991.48	1,246.29	73
12	13.50	3/8 x 10	8	5/8 x 13 1/2	411-00135008	929.21	1,308.55	1,544.19	88
12-14	13.92	3/8 x 7	8	5/8 x 10 1/2	411-00139207	781.29	1,004.79	1,260.65	75
12-14	13.92	3/8 x 10	8	5/8 x 13 1/2	411-00139208	955.00	1,334.34	1,570.23	91
14	15.30	3/8 x 7	8	5/8 x 10 1/2	411-00153007	790.73	1,026.66	1,281.81	86
		3/8 x 10	8	5/8 x 13 1/2	411-00153008	1,006.80	1,386.14	1,668.85	107
		3/8 x 16	8	5/8 x 19 1/2	411-00153015	1,578.50	2,136.90	2,687.45	144
14	15.65	3/8 x 24	8	5/8 x 27 1/2	411-00153016	2,085.11	2,886.22	3,555.52	196
		3/8 x 7	8	5/8 x 10 1/2	411-00156507	805.35	1,041.27	1,281.81	109
		3/8 x 10	8	5/8 x 13 1/2	411-00156508	1,052.66	1,431.99	1,622.54	109
		3/8 x 16	8	5/8 x 19 1/2	411-00156515	1,607.78	2,166.19	2,717.02	146
		3/8 x 24	8	5/8 x 27 1/2	411-00156516	2,143.67	2,944.80	3,614.67	200

Suitable anchorage must be provided when excessive pipe movement could cause the pipe to move out of the coupling.



COUPLINGS



411 STEEL COUPLINGS

For Cast and Ductile Iron Pipe

Nominal Size Inches	O.D. Inches	Sleeve Thickness & Length Inches	Bolts		Catalog Number	ALLOY Bolts & Nuts	304 STAINLESS STEEL	316 STAINLESS STEEL	Approx. Weight Lbs.
			No.	Diameter & Length		-003 List Price	-031 List Price	-043 List Price	
16	17.40	3/8 x 7	8	5/8 x 10 1/2	411-00174007	\$875.70	\$1,111.62	\$1,367.61	92
		3/8 x 10	8	5/8 x 13 1/2	411-00174008	1,095.32	1,474.66	1,711.93	119
		3/8 x 16	8	5/8 x 19 1/2	411-00174015	1,751.27	2,309.66	2,861.91	160
		3/8 x 24	8	5/8 x 27 1/2	411-00174016	2,351.62	2,684.29	2,965.97	218
16	17.80	3/8 x 7	8	5/8 x 10 1/2	411-00178007	887.32	1,123.25	1,379.36	92
		3/8 x 10	8	5/8 x 13 1/2	411-00178008	1,107.02	1,486.36	1,723.74	120
		3/8 x 16	8	5/8 x 19 1/2	411-00178015	1,771.80	2,330.21	2,882.66	162
		3/8 x 24	8	5/8 x 27 1/2	411-00178016	2,410.20	2,975.40	3,883.79	221
18	19.50	3/8 x 7	10	5/8 x 10 1/2	411-00195007	963.50	1,258.41	1,577.11	107
		3/8 x 10	10	5/8 x 13 1/2	411-00195008	1,203.62	1,677.80	1,972.75	133
		3/8 x 16	10	5/8 x 19 1/2	411-00195015	1,938.70	2,636.71	3,324.56	179
		3/8 x 24	10	5/8 x 27 1/2	411-00195016	2,559.56	3,411.60	3,323.78	245
18	19.92	3/8 x 7	10	5/8 x 10 1/2	411-00199207	978.12	1,273.02	1,591.86	105
		3/8 x 10	10	5/8 x 13 1/2	411-00199208	1,224.15	1,698.33	1,993.49	127
		3/8 x 16	10	5/8 x 19 1/2	411-00199215	1,965.12	2,663.13	3,351.24	182
		3/8 x 24	10	5/8 x 27 1/2	411-00199216	2,650.35	3,651.74	4,488.81	249
20	21.60	3/8 x 7	10	5/8 x 10 1/2	411-00216007	1,297.37	1,592.26	1,914.24	117
		3/8 x 10	10	5/8 x 13 1/2	411-00216008	1,622.38	2,096.56	2,395.62	145
		3/8 x 16	10	5/8 x 19 1/2	411-00216015	2,050.01	2,748.02	3,437.02	195
		3/8 x 24	10	5/8 x 27 1/2	411-00216016	3,259.47	3,675.30	4,030.55	266
20	22.06	3/8 x 7	10	5/8 x 10 1/2	411-00220607	1,317.83	1,612.74	1,934.92	119
		3/8 x 10	10	5/8 x 13 1/2	411-00220608	1,645.83	2,120.01	2,419.31	148
		3/8 x 16	10	5/8 x 19 1/2	411-00220615	2,208.10	2,906.11	3,596.60	200
		3/8 x 24	10	5/8 x 27 1/2	411-00220616	3,315.15	3,730.99	4,086.78	271
24	25.80	3/8 x 7	12	5/8 x 10 1/2	411-00258007	1,502.33	1,856.20	2,242.04	138
		3/8 x 10	12	5/8 x 13 1/2	411-00258008	1,880.45	2,449.45	2,807.69	171
		3/8 x 16	12	5/8 x 19 1/2	411-00258015	2,398.50	3,236.11	4,062.24	231
		3/8 x 24	12	5/8 x 27 1/2	411-00258016	3,496.71	3,995.71	4,417.95	315
24	26.32	3/8 x 7	12	5/8 x 10 1/2	411-00263207	1,558.02	1,911.89	2,298.28	138
		3/8 x 10	12	5/8 x 13 1/2	411-00263208	1,944.54	2,513.54	2,872.40	174
		3/8 x 16	12	5/8 x 19 1/2	411-00263215	2,416.05	3,197.43	4,079.96	235
		3/8 x 24	12	5/8 x 27 1/2	411-00263216	3,607.97	4,809.65	5,818.30	300
30	32.00	3/8 x 7	14	5/8 x 10 1/2	411-00320007	1,750.06	2,286.84	2,613.26	166
30	32.00	3/8 x 10	14	5/8 x 13 1/2	411-00320008	2,332.32	2,901.34	3,076.55	201
36	38.30	3/8 x 7	16	5/8 x 10 1/2	411-00383007	2,276.57	2,891.49	3,252.60	196
36	38.30	3/8 x 10	16	5/8 x 13 1/2	411-00383008	2,562.99	3,308.31	3,807.20	237
42	44.50	3/8 x 7	18	5/8 x 10 1/2	411-00445007	2,615.22	3,230.14	3,636.17	228
42	44.50	3/8 x 10	18	5/8 x 13 1/2	411-00445008	2,846.40	3,931.42	4,499.63	287
48	50.80	3/8 x 10	20	5/8 x 13 1/2	411-00508008	3,365.85	4,307.55	5,079.35	317
48	50.80	3/8 x 16	20	5/8 x 19 1/2	411-00508015	4,369.34	6,048.17	7,505.85	375

Suitable anchorage must be provided when excessive pipe movement could cause the pipe to move out of the coupling.



COUPLINGS



413 STEEL TRANSITION COUPLINGS

Alloy Bolts & Nuts



Nominal Size Inches	O.D. Range of Coupling as Furnished			Catalog Number	List Price	Approx. Weight Lbs.
	Large End	X	Small End			
2	1.94-2.06		1.94-2.06	413-02000200-103	\$157.80	8
	2.07-2.19		2.07-2.19	413-02130213-103	157.80	
	2.19-2.31		1.94-2.06	413-02250200-103	157.80	
	2.19-2.31		2.19-2.31	413-02250225-103	157.80	
	2.32-2.44		1.94-2.06	413-02380200-103	157.80	
	2.32-2.44		2.07-2.19	413-02380213-103	157.80	
	2.32-2.44		2.32-2.44	413-02380238-103	157.80	
	2.44-2.56		2.32-2.44	413-02500238-103	157.80	
	2.50-2.65		2.32-2.44	413-02630238-103	157.80	
	2.50-2.65		2.44-2.56	413-02630250-103	157.80	
	2.50-2.65		2.50-2.65	413-02630263-103	157.80	
	2.69-2.81		2.07-2.19	413-02750213-103	157.80	
	2.69-2.81		2.32-2.44	413-02750238-103	157.80	
	2.69-2.81		2.44-2.56	413-02750250-103	157.80	
2.69-2.81		2.69-2.81	413-02750275-103	157.80		
2-3	2.81-2.94		2.32-2.44	413-02880238-103	208.24	10
	2.81-2.94		2.44-2.56	413-02880250-103	208.24	
	2.81-2.94		2.69-2.81	N/A See 421 or 441	N/A	
	2.94-3.06		2.81-2.94	413-03000288-103	208.24	
	2.96-3.15		2.96-3.15	N/A See 421 or 441	N/A	
	3.15-3.28		3.15-3.28	413-03250325-103	208.24	
	3.44-3.56		2.81-2.94	413-03500288-103	208.24	
	3.44-3.56		2.94-3.06	413-03500300-103	208.24	
	3.44-3.56		2.96-3.15	N/A See 421 or 441	N/A	
	3.44-3.56		3.15-3.28	413-03500325-103	208.24	
	3.44-3.56		3.44-3.56	413-03500350-103	208.24	
	3.75-3.88		2.69-2.81	413-03800275-103	208.24	
	3.75-3.88		2.81-2.94	413-03800288-103	208.24	
	3.75-3.88		2.94-3.06	413-03800300-103	208.24	
3.75-3.88		2.96-3.15	413-03800313-103	208.24		
3.75-3.88		3.15-3.28	413-03800325-103	208.24		
3.75-3.88		3.44-3.56	413-03800350-103	208.24		



COUPLINGS



413 STEEL TRANSITION COUPLING

Alloy Bolts & Nuts



Nominal Size Inches	O.D. Range of Coupling as Furnished		Catalog Number	List Price	Approx. Weight Lbs.
	Large End	X Small End			
3-4	3.94-4.06	3.44-3.56	413-04000350-103	\$243.66	13
	4.07-4.19	3.44-3.56	413-04130350-103	243.66	
	4.07-4.19	3.75-3.88	413-04130380-103	243.66	
	4.07-4.19	3.94-4.06	413-04130400-103	243.66	
	4.07-4.19	4.07-4.19	413-04130413-103	243.66	
	4.19-4.32	4.19-4.32	413-04250425-103	243.66	
	4.37-4.56	3.44-3.56	413-04500350-103	243.66	
	4.37-4.56	3.94-4.06	413-04500400-103	243.66	
	4.37-4.56	4.07-4.19	413-04500413-103	243.66	
	4.37-4.56	4.19-4.31	413-04500425-103	243.66	
	4.74-4.88	3.44-3.56	413-04800350-103	243.66	
	4.74-4.88	3.94-4.06	413-04800400-103	243.66	
	4.74-4.88	4.07-4.19	413-04800413-103	243.66	
	4.74-4.88	4.19-4.31	413-04800425-103	243.66	
4-5	4.94-5.06	4.74-4.90	413-05000480-103	300.20	21
	5.04-5.19	4.74-4.90	413-05100480-103	300.20	
	5.47-5.63	4.74-4.90	413-05560480-103	300.20	
	5.47-5.63	4.94-5.06	413-05560500-103	300.20	
	5.47-5.63	5.04-5.19	413-05560510-103	300.20	
	5.47-5.63	5.19-5.29	413-05560525-103	300.20	
	5.47-5.63	5.47-5.63	413-05560556-103	300.20	
	5.71-5.84	4.75-4.90	413-05780480-103	300.20	
5-6	5.94-6.13	5.47-5.63	413-06000556-103	363.88	24
	6.18-6.38	5.94-6.13	413-06250600-103	363.88	
	6.18-6.38	6.18-6.38	413-06250625-103	363.88	
	6.57-6.75	5.94-6.13	413-06630600-103	343.79	
	6.57-6.75	6.18-6.38	413-06630625-103	343.79	
	6.57-6.75	6.57-6.75	413-06630663-103	343.79	
	6.85-6.96	5.47-5.63	413-06900556-103	343.79	
	6.85-6.96	5.94-6.09	413-06900600-103	343.79	
	6.85-6.96	6.18-6.38	413-06900625-103	343.79	
	6.85-6.96	6.57-6.75	413-06900663-103	343.79	
	6.85-6.96	6.85-6.96	413-06900690-103	343.79	

To select the proper coupling, find the OD ranges for the outside diameters of both pieces of pipe. Select the coupling with the large end OD range to fit one pipe and a small end OD to fit the other pipe. Order using the part number for the listed coupling. If the OD range you want is not available, order by stating the transition range for the part number you need.



COUPLINGS



413 STEEL TRANSITION COUPLING

Alloy Bolts & Nuts



Nominal Size Inches	O.D. Range of Coupling as Furnished		Catalog Number	List Price	Approx. Weight Lbs.
	Large End	X Small End			
6	6.98-7.16	6.57-6.75	413-07100663-103	344.41	28
	7.13-7.26	6.57-6.75	413-07200663-103	344.41	
	7.13-7.26	6.85-6.96	413-07200690-103	344.41	
	7.13-7.26	7.13-7.26	413-07200720-103	344.41	
8	8.16-8.37	8.16-8.37	413-08250825-103	417.02	34
	8.56-8.75	7.94-8.15	413-08630800-103	417.02	
	8.56-8.75	8.16-8.37	413-08630825-103	417.02	
	8.56-8.75	8.56-8.75	413-08630863-103	417.02	
8	8.75-8.94	7.94-8.13	413-08880800-103	437.83	41
	8.75-8.94	8.56-8.75	413-08880863-103	437.83	
	8.96-9.15	7.94-8.13	413-09050800-103	437.83	
	8.96-9.15	8.46-8.70	413-09050863-103	437.83	
	8.96-9.15	8.96-9.15	413-09050905-103	437.83	
	9.09-9.25	8.46-8.70	413-09150863-103	437.83	
8	9.25-9.45	8.53-8.72	413-09420863-103	480.59	41
	9.25-9.45	8.96-9.15	413-09420905-103	480.59	
	9.25-9.45	9.09-9.25	413-09420915-103	480.59	
	9.25-9.45	9.25-9.45	413-09420942-103	480.59	
10	10.63-10.84	9.88-10.13	413-10751000-103	538.81	44
	10.63-10.84	10.13-10.38	413-10751025-103	538.81	
10	11.00-11.25	10.63-10.84	413-11101075-103	582.80	46
	11.00-11.25	11.00-11.25	413-11101110-103	582.80	
	11.13-11.30	10.63-10.84	413-11251075-103	582.80	
	11.30-11.50	10.63-10.84	413-11401075-103	582.80	
	11.30-11.50	11.00-11.25	413-11401110-103	582.80	
10-12	11.55-11.75	11.00-11.25	413-11701110-103	612.05	53
	11.80-12.06	11.00-11.25	413-11951110-103	612.05	
	11.80-12.06	11.55-11.75	413-11951170-103	612.05	
12	12.13-12.38	12.13-12.38	413-12251225-103	670.61	53
	12.63-12.88	11.88-12.06	413-12751200-103	670.61	
	12.63-12.88	12.13-12.38	413-12751225-103	670.61	
	12.63-12.88	12.63-12.88	413-12751275-103	670.61	
12	13.10-13.40	12.63-12.88	413-13201275-103	702.81	57
	13.45-13.70	12.63-12.88	413-13611275-103	702.81	



COUPLINGS



413 STEEL TRANSITION COUPLINGS

Alloy Bolts & Nuts



Nominal Size Inches	O.D. Range of Coupling as Furnished		Catalog Number	List Price	Approx. Weight Lbs.
	Large End	X Small End			
12-14	14.11-14.29	13.90-14.08	413-14211400-103	\$773.14	64
14	15.55-15.73	15.20-15.38	413-15651530-703	910.23	88
16	17.70-17.88	17.30-17.48	413-17801740-703	977.40	98
18	19.82-20.00	19.40-19.58	413-19921950-703	1,309.61	110
20	21.96-22.14	21.50-21.68	413-22062160-703	1,364.45	120
24	26.22-26.40	25.70-25.88	413-26322580-703	1,677.52	142

To select the proper coupling, find the O.D. ranges for the outside diameters of both pieces of pipe. Select the coupling with a large end O.D. range to fit one pipe and a small end O.D. range to fit the other pipe. Order using the catalog number for the listed coupling. If the O.D. range you need is not listed, do NOT order by stating a transition range for the catalog number you need. Instead, consult Smith-Blair's 415 and 441 couplings.

Suitable anchorage must be provided when excessive pipe movement could cause the pipe to move out of the coupling.

NOTICE: Most transitions available up to 10% change in pipe diameter. Longer sleeves are available upon request.



COUPLINGS

413 STEEL TRANSITION COUPLINGS

Expanded Sleeve With Alloy and 304 Stainless Steel Bolts & Nuts



3/8" x 12" Sleeve

Nominal Size Inches	O.D. Range of Couplings as Furnished			Alloy Catalog Number	List Price	304 Stainless Steel Catalog Number	List Price	Approx. Weight Lbs.
	Large End	X	Small End					
14	15.30		14.00	413-15301400-603	\$1,213.23	-631	\$1,399.08	115
16	17.40		16.00	413-17401600-603	1,342.02	-631	1,528.63	125
18	19.50		18.00	413-19501800-603	1,513.50	-631	1,744.82	145
20	21.60		20.00	413-21602000-603	1,659.53	-631	1,890.83	160
24	25.80		24.00	413-25802400-603	1,935.27	-631	2,245.33	180
30	32.00		30.00	413-32003000-603	2,339.54	-631	2,589.89	215
36	38.30		36.00	413-38303600-603	2,726.91	-631	3,343.96	260
42	44.50		42.00	413-44504200-603	3,326.32	-631	4,087.25	300
48	50.80		48.00	413-50804800-603	3,826.90	-631	4,364.21	350

*Most transitions available up to 10% change in pipe diameter. Longer sleeves available on request.

Suitable anchorage must be provided when excessive pipe movement could cause the pipe to move out of the coupling.



COUPLINGS



415 STEEL REDUCING COUPLINGS With Alloy Bolts & Nuts



REDUCING COUPLING PRICE CALCULATOR

How To Price Example: A Smith-Blair Customer wants to know how much a reducing coupling is going to cost for a job. It's for 20 inch A.C. 23.54 inch, Steel 20.00 O.D. transition. The calculator helps the customer identify the correct O.D. ranges and related costs for the large and small end, thereby giving an overall cost for the overall reducing coupling.

The customer goes to the chart below and finds these sizes and costs:

Large End of Coupling Size: 24 O.D. inches: 23.00-24.99 Approx. Weight: 142 lbs. Cost: \$1,664.76
 Small End of Coupling Size: 20 O.D. inches: 19.00-20.99 Approx. Weight: 68 lbs. Cost: \$1,516.04

Large End				Small End			
Nominal Size Inches	*O.D. Inches	Price Each	Approx. Weight lbs.	Nominal Size Inches	*O.D. Inches	Price Each	Approx. Weight lbs.
6	5.00-7.49	\$482.78	32	4	3.50-4.49	\$301.75	13
8	7.50-8.49	670.28	35	5	4.50-5.49	407.97	16
8	8.50-9.49	754.72	38	6	5.50-6.49	497.29	20
10	9.50-10.49	843.79	44	6	6.50-7.49	605.91	20
10	10.50-11.49	902.31	47	8	7.50-8.49	690.45	21
12	11.50-12.49	998.59	56	8	8.50-9.49	777.35	23
12	12.50-13.49	1,047.66	60	10	9.50-10.49	869.04	24
14	13.50-14.49	1,113.30	71	10	10.50-11.49	929.41	30
14	14.50-15.49	1,239.87	79	12	11.50-12.49	1,018.73	31
16	15.50-16.49	1,265.63	85	12	12.50-13.49	1,109.82	34
16	16.50-17.49	1,303.10	91	14	13.50-14.99	1,146.68	40
18	17.50-18.49	1,373.06	97	16	15.00-16.99	1,277.06	45
18	18.50-19.49	1,429.68	105	18	17.00-18.99	1,407.40	54
20	19.50-20.99	1,471.87	114	20	19.00-20.99	1,516.04	68
20	21.00-22.99	1,593.75	129	20	21.00-22.99	1,641.55	70
24	23.00-24.99	1,664.76	142	24	23.00-24.99	1,711.55	81
24	25.00-26.99	1,809.41	156	24	25.00-26.99	1,857.66	98
28	27.00-28.99	1,864.65	175	28	27.00-28.99	1,948.16	101
30	29.00-30.99	1,900.83	189	30	29.00-30.99	2,006.11	103
32	31.00-32.99	2,109.40	207	32	31.00-32.99	2,172.65	105
34	33.00-34.99	2,151.57	225	34	33.00-34.99	2,216.14	116
36	35.00-36.99	2,315.63	258	36	35.00-36.99	2,385.11	118
38	37.00-38.99	2,339.06	279	38	37.00-38.99	2,409.19	124
40	39.00-40.99	2,385.58	298	40	39.00-40.99	2,457.51	130
42	41.00-42.99	2,533.59	336	42	41.00-42.99	2,609.63	138
44	43.00-44.99	2,575.79	359	44	43.00-44.99	2,653.06	150
46	45.00-46.99	2,732.84	384	46	45.00-46.99	2,814.83	156
48	47.00-48.99	2,782.06	407	-	-	-	-

*The sizes shown are not coupling ranges. These diameters are guides to be utilized for pricing. Please see examples above. Reductions of more than 3 nominal pipe sizes require special pricing.

Suitable anchorage must be provided when excessive pipe movement could cause pipe to move.



416 STEEL INSULATING COUPLINGS

Single Boot, Steel Pipe Sizes with Alloy Bolts & Nuts

Nominal Size Inches	O.D. Range Inches	Catalog Number	List Price	Approx. Weight lbs.
2	2.32-2.44	416-00238011-003	\$ 202.20	6
2 1/2	2.82-2.94	416-00288011-003	226.97	10
3	3.44-3.56	416-00350011-003	298.70	11
4	3.94-4.06	416-00400011-003	331.43	15
4	4.44-4.56	416-00450011-003	348.54	16
5	5.44-5.62	416-00556011-003	407.10	19
6	5.94-6.06	416-00600011-003	462.75	24
6	6.57-6.69	416-00663011-003	497.86	26
8	7.94-8.06	416-00800011-003	585.70	32
8	8.57-8.75	416-00863021-003	656.00	39
10	10.69-10.85	416-01075071-003	931.32	41
12	12.69-12.88	416-01275071-003	1,030.88	43
14	13.94-14.13	416-01400071-003	1,382.28	74
16	15.94-16.13	416-01600071-003	1,402.75	86
18	17.94-18.13	416-01800071-003	1,610.69	94
20	19.88-20.09	416-02000071-003	2,167.08	105
22	21.88-22.09	416-02200071-003	2,378.00	112
24	23.88-24.09	416-02400071-003	2,705.99	121

Larger Sizes, and sizes not listed, are available upon request (price on application).

Suitable anchorage must be provided when excessive movement could cause pipe pull-out.



418 TEE COUPLING

For Smaller Diameter Pipe with Alloy Bolts & Nuts

Nominal Size Inches	O.D. Inches	Tap Size I.P. Thread Inches	Sleeve Length Inches	Catalog Number	List Price	Approx. Weight lbs.
3/4	1.02-1.08	3/4	5	418-00010506-003	\$136.99	4
1	1.26-1.38	1	5	418-00013208-003	142.91	5
1 1/4	1.60-1.72	1 1/4	5	418-00016610-003	147.57	7
1 1/2	1.84-1.96	1 1/2	6	418-00019012-003	173.94	7
2	2.32-2.44	2	6	418-00023814-003	217.77	10
2	2.44-2.56	2	6	418-00025014-003	231.21	10



COUPLINGS

421 TOP BOLT COUPLING



With patented removable/replacable gaskets; OS sizes available in 10", 12", 16", and 24"



Nom Size (in.)	Catalog Number	Overall Range (in.)	Lower Range (in.)	Upper Range (in.)	Width (in.)	Height (in.)	Sleeve Length	Laying Length	Max Gap	Approx. Weight	List Price
2	421-02130295-031	2.13-2.95	2.13-2.60	2.50-2.95	5.38	7.25	4	7.50	1	9	186.88
3	421-03100420-031	3.10-4.20	3.10-3.56	3.70-4.20	6.88	8.38	6	9.50	2	12	246.53
4	421-04460560-031	4.46-5.60	4.46-5.05	5.00-5.60	8.75	10.00	6	9.75	2	19	309.36
6	421-06560760-031	6.56-7.60	6.56-7.05	7.00-7.60	10.88	12.13	8	11.75	4	27	408.46
8	421-08540985-031	8.54-9.85	8.54-9.15	9.15-9.85	13.13	14.38	8	11.75	4	34	462.57
10	421-10641183-031	10.64-11.83	10.64-11.18	11.13-11.83	15.50	16.50	8	11.75	4	40	588.58
10 OS*	421-10641220-031	10.64-12.20	10" Side: 10.64-11.18	10" Side: 11.13-11.83	16.13	17.25	8	11.75	4	42	640.5
			10" OS Side: 11.05-11.56	10" OS Side: 11.56-12.20							
12	421-12621367-031	12.62-13.67	12.62-13.06	13.10-13.67	17.63	18.75	8	11.75	4	47	719.2
12 OS*	421-12621440-031	12.62-14.40	12" Side: 12.62-13.06	12" Side: 13.10-13.67	18.50	19.38	8	11.75	4	49	855.96
			12" OS Side: 13.14-13.78	12" OS Side: 13.73-14.40							
16	421-16001785-031	16.00-17.85	16.00-16.50	17.35-17.85	22.00	24.00	9	12.63	4	80	1,916.25
16 OS*	421-16001920-031	16.00-19.20	16" Side: 16.00-16.50	16" Side: 17.35-17.85	23.50	25.50	9	12.63	4	88	2,395.00
			16" OS Side: 17.15-17.95	16" OS Side: 18.45-19.20							
24	421-24002632-031	24.00-26.32	24.00-24.80	25.25-26.32	30.31	33.00	9	12.63	4	120	2,523.80
24 OS*	421-24002732-031	24.00-27.32	24" Side: 24.00-24.80	24" Side: 25.25-26.32	31.31	34.00	9	12.63	4	126	3,215.00
			24" OS Side: 25.00-25.80	24" OS Side: 26.25-27.32							

*OS sizes show two different lower and upper ranges: the range on top shows the range of the standard coupling end and the range on bottom shows the range of the oversized end.



422 TOP BOLT LONG SLEEVE COUPLINGS

With patented removable/replaceable gaskets



Nom Size (in.)	Catalog Number	Overall Range (in.)	Lower Range (in.)	Upper Range (in.)	Width (in.)	Height (in.)	Sleeve Length	Laying Length	Max Gap	Approx. Weight	List Price
2	422-02130295-031	2.13-2.95	2.13-2.60	2.50-2.95	5.38	7.25	8	12.00	4	11	\$248.85
3	422-03100420-031	3.10-4.20	3.10-3.56	3.70-4.20	6.88	8.38	12	16.00	8	16	351.75
4	422-04460560-031	4.46-5.60	4.46-5.05	5.00-5.60	8.75	10.00	12	16.00	8	26	510.30
6	422-06560760-031	6.56-7.60	6.56-7.05	7.00-7.60	10.88	12.13	16	21.00	12	39	679.35
8	422-08540985-031	8.54-9.85	8.54-9.15	9.15-9.85	13.13	14.38	16	21.00	12	49	758.63
10	422-10641183-031	10.64-11.83	10.64-11.18	11.13-11.83	15.50	16.50	16	21.00	12	58	921.90
12	422-12621367-031	12.62-13.67	12.62-13.06	13.10-13.67	17.63	18.75	16	21.00	12	67	1076.25

smith-blair.com | info@smith-blair.com | Phone: 800.643.9705 or 870.773.5127 | After Hours Number: 903.277.9398 | Fax: 800.648.6792 or 870.773.5211



COUPLINGS



441 OMNI CAST COUPLING Straight and Transition



Nom. Size Inches	O.D. Range Inches		Alloy Bolts & Nuts		304 Stainless Steel Bolts & Nuts		316 Stainless Steel Bolts & Nuts		Approx. Weight lbs.
	End 1	End 2	Catalog Number - 900	List Price	Catalog Number - 931	List Price	Catalog Number - 943	List Price	
2	2.34-2.63	2.34-2.63	441-00000263-900	\$75.13	441-00000263-931	\$112.36	441-00000263-943	\$147.13	9
2 1/2	2.65-2.88	2.65-2.88	441-00000288-900	97.14	441-00000288-931	137.57	441-00000288-943	169.14	9
3	2.85-3.13	2.85-3.13	441-00000313-900	123.42	441-00000313-931	209.09	441-00000313-943	267.41	14
	3.44-3.62	3.44-3.62	441-00000350-900	123.42	441-00000350-931	209.09	441-00000350-943	267.41	14
	3.80-3.96	3.80-3.96	441-00000396-900	123.42	441-00000396-931	209.09	441-00000396-943	267.41	14
	3.97-4.14	3.97-4.14	441-00000414-900	123.42	441-00000414-931	209.09	441-00000414-943	267.41	14
	3.44-3.62	2.85-3.13	441-03500313-900	123.42	441-03500313-931	209.09	441-03500313-943	267.41	14
	3.80-3.96	2.85-3.13	441-03960313-900	123.42	441-03960313-931	209.09	441-03960313-943	267.41	14
	3.80-3.96	3.44-3.62	441-03960350-900	123.42	441-03960350-931	209.09	441-03960350-943	267.41	14
	3.97-4.14	2.85-3.13	441-04140313-900	123.42	441-04140313-931	209.09	441-04140313-943	267.41	14
	3.97-4.14	3.44-3.62	441-04140350-900	123.42	441-04140350-931	209.09	441-04140350-943	267.41	14
	3.97-4.14	3.80-3.96	441-04140396-900	123.42	441-04140396-931	209.09	441-04140396-943	267.41	14
4	4.00-4.15	4.00-4.15	441-00000415-900	154.29	441-00000415-931	230.92	441-00000415-943	298.29	19
	4.22-4.50	4.22-4.50	441-00000450-900	154.29	441-00000450-931	230.92	441-00000450-943	298.29	19
	4.46-4.86	4.46-4.86	441-00000486-900	154.29	441-00000486-931	230.92	441-00000486-943	298.29	19
	4.80-5.10	4.80-5.10	441-00000510-900	154.29	441-00000510-931	230.92	441-00000510-943	298.29	19
	5.11-5.45	5.11-5.45	441-00000545-900	154.29	441-00000545-931	230.92	441-00000545-943	298.29	19
	4.22-4.50	4.00-4.15	441-04500415-900	154.29	441-04500415-931	230.92	441-04500415-943	298.29	19
	4.46-4.86	4.00-4.15	441-04860415-900	154.29	441-04860415-931	230.92	441-04860415-943	298.29	19
	4.46-4.86	4.22-4.50	441-04860450-900	154.29	441-04860450-931	230.92	441-04860450-943	298.29	19
	4.80-5.10	4.00-4.15	441-05100415-900	154.29	441-05100415-931	230.92	441-05100415-943	298.29	19
	4.80-5.10	4.22-4.50	441-05100450-900	154.29	441-05100450-931	230.92	441-05100450-943	298.29	19
	4.80-5.10	4.46-4.86	441-05100486-900	154.29	441-05100486-931	230.92	441-05100486-943	298.29	19
	5.11-5.45	4.00-4.15	441-05450415-900	154.29	441-05450415-931	230.92	441-05450415-943	298.29	19
	5.11-5.45	4.22-4.50	441-05450450-900	154.29	441-05450450-931	230.92	441-05450450-943	298.29	19
	5.11-5.45	4.46-4.86	441-05450486-900	154.29	441-05450486-931	230.92	441-05450486-943	298.29	19
	5.11-5.45	4.80-5.10	441-05450510-900	154.29	441-05450510-931	230.92	441-05450510-943	298.29	19
	6	6.00-6.15	6.00-6.15	441-00000615-900	197.87	441-00000615-931	274.72	441-00000615-943	341.87
6.28-6.63		6.28-6.63	441-00000663-900	197.87	441-00000663-931	274.72	441-00000663-943	341.87	25
6.56-6.96		6.56-6.96	441-00000696-900	197.87	441-00000696-931	274.72	441-00000696-943	341.87	25
6.90-7.22		6.90-7.22	441-00000722-900	197.87	441-00000722-931	274.72	441-00000722-943	341.87	25
7.25-7.65		7.25-7.65	441-00000765-900	197.87	441-00000765-931	274.72	441-00000765-943	341.87	25
6.28-6.63		6.00-6.15	441-06630615-900	197.87	441-06630615-931	274.72	441-06630615-943	341.87	25
6.56-6.96		6.00-6.15	441-06960615-900	197.87	441-06960615-931	274.72	441-06960615-943	341.87	25
6.56-6.96		6.28-6.63	441-06960663-900	197.87	441-06960663-931	274.72	441-06960663-943	341.87	25
6.90-7.22		6.00-6.15	441-07220615-900	197.87	441-07220615-931	274.72	441-07220615-943	341.87	25
6.90-7.22		6.28-6.63	441-07220663-900	197.87	441-07220663-931	274.72	441-07220663-943	341.87	25
6.90-7.22		6.56-6.96	441-07220696-900	197.87	441-07220696-931	274.72	441-07220696-943	341.87	25
7.25-7.65		6.00-6.15	441-07650615-900	197.87	441-07650615-931	274.72	441-07650615-943	341.87	25
7.25-7.65		6.28-6.63	441-07650663-900	197.87	441-07650663-931	274.72	441-07650663-943	341.87	25
7.25-7.65		6.56-6.96	441-07650696-900	197.87	441-07650696-931	274.72	441-07650696-943	341.87	25
7.25-7.65		6.90-7.22	441-07650722-900	197.87	441-07650722-931	274.72	441-07650722-943	341.87	25



COUPLINGS



441 OMNI CAST COUPLING Straight and Transition



Nom. Size Inches	O.D. Range Inches		Alloy Bolts & Nuts		304 Stainless Steel Bolts & Nuts		316 Stainless Steel Bolts & Nuts		Approx. Weight lbs.
	End 1	End 2	Catalog Number - 900	List Price	Catalog Number - 931	List Price	Catalog Number - 943	List Price	
8	8.00-8.16	8.00-8.16	441-0000800-900	\$250.14	441-0000800-931	\$344.61	441-0000800-943	\$491.94	31
	8.40-8.63	8.40-8.63	441-0000863-900	250.14	441-0000863-931	344.61	441-0000863-943	491.94	31
	8.54-9.11	8.54-9.11	441-0000911-900	250.14	441-0000911-931	344.61	441-0000911-943	491.94	31
	9.05-9.30	9.05-9.30	441-0000930-900	250.14	441-0000930-931	344.61	441-0000930-943	491.94	31
	9.05-9.45	9.05-9.45	441-0000945-900	250.14	441-0000945-931	344.61	441-0000945-943	491.94	31
	9.46-9.85	9.46-9.85	441-0000985-900	250.14	441-0000985-931	344.61	441-0000985-943	491.94	31
	8.40-8.63	8.00-8.16	441-08630800-900	250.14	441-08630800-931	344.61	441-08630800-943	491.94	31
	8.54-9.11	8.00-8.16	441-09110800-900	250.14	441-09110800-931	344.61	441-09110800-943	491.94	31
	8.54-9.11	8.40-8.63	441-09110863-900	250.14	441-09110863-931	344.61	441-09110863-943	491.94	31
	9.05-9.45	8.00-8.16	441-09450800-900	250.14	441-09450800-931	344.61	441-09450800-943	491.94	31
	9.05-9.45	8.40-8.63	441-09450863-900	250.14	441-09450863-931	344.61	441-09450863-943	491.94	31
	9.05-9.45	8.54-9.11	441-09450911-900	250.14	441-09450911-931	344.61	441-09450911-943	491.94	31
	9.46-9.85	8.00-8.16	441-09850800-900	250.14	441-09850800-931	344.61	441-09850800-943	491.94	31
	9.46-9.85	8.40-8.63	441-09850863-900	250.14	441-09850863-931	344.61	441-09850863-943	491.94	31
	9.46-9.85	8.54-9.11	441-09850911-900	250.14	441-09850911-931	344.61	441-09850911-943	491.94	31
	9.46-9.85	9.05-9.45	441-09850945-900	250.14	441-09850945-931	344.61	441-09850945-943	491.94	31
10	10.00	10.00	441-00001000-900	347.29	441-00001000-931	452.83	441-00001000-943	589.08	48
	10.50-10.75	10.50-10.75	441-00001075-900	347.29	441-00001075-931	452.83	441-00001075-943	589.08	48
	11.10-11.60	11.10-11.60	441-00001160-900	347.29	441-00001160-931	452.83	441-00001160-943	589.08	48
	11.65-11.88	11.65-11.88	441-00001188-900	347.29	441-00001188-931	452.83	441-00001188-943	589.08	48
	11.90-12.20	11.90-12.20	441-00001220-900	347.29	441-00001220-931	452.83	441-00001220-943	589.08	48
	10.50-10.75	10.00	441-10751000-900	347.29	441-10751000-931	452.83	441-10751000-943	589.08	48
	11.10-11.60	10.00	441-11601000-900	347.29	441-11601000-931	452.83	441-11601000-943	589.08	48
	11.10-11.60	10.50-10.75	441-11601075-900	347.29	441-11601075-931	452.83	441-11601075-943	589.08	48
	11.65-11.88	10.00	441-11881000-900	347.29	441-11881000-931	452.83	441-11881000-943	589.08	48
	11.65-11.88	10.50-10.75	441-11881075-900	347.29	441-11881075-931	452.83	441-11881075-943	589.08	48
	11.65-11.88	11.10-11.60	441-11881160-900	347.29	441-11881160-931	452.83	441-11881160-943	589.08	48
	11.90-12.20	10.00	441-12201000-900	347.29	441-12201000-931	452.83	441-12201000-943	589.08	48
	11.90-12.20	10.50-10.75	441-12201075-900	347.29	441-12201075-931	452.83	441-12201075-943	589.08	48
	11.90-12.20	11.10-11.60	441-12201160-900	347.29	441-12201160-931	452.83	441-12201160-943	589.08	48
	11.90-12.20	11.65-11.88	441-12201188-900	347.29	441-12201188-931	452.83	441-12201188-943	589.08	48
	12	12.00	12.00	441-00001200-900	418.17	441-00001200-931	550.48	441-00001200-943	740.57
12.50-12.75		12.50-12.75	441-00001275-900	418.17	441-00001275-931	550.48	441-00001275-943	740.57	52
13.20-13.50		13.20-13.50	441-00001350-900	418.17	441-00001350-931	550.48	441-00001350-943	740.57	52
13.51-13.75		13.51-13.75	441-00001375-900	418.17	441-00001375-931	550.48	441-00001375-943	740.57	52
13.90-14.20		13.90-14.20	441-00001420-900	418.17	441-00001420-931	550.48	441-00001420-943	740.57	52
14.21-14.40		14.21-14.40	441-00001440-900	418.17	441-00001440-931	550.48	441-00001440-943	740.57	52
12.50-12.75		12.00	441-12751200-900	418.17	441-12751200-931	550.48	441-12751200-943	740.57	52
13.20-13.50		12.00	441-13501200-900	418.17	441-13501200-931	550.48	441-13501200-943	740.57	52
13.20-13.50		12.50-12.75	441-13501275-900	418.17	441-13501275-931	550.48	441-13501275-943	740.57	52
13.51-13.75		12.00	441-13751200-900	418.17	441-13751200-931	550.48	441-13751200-943	740.57	52
13.51-13.75		12.50-12.75	441-13751275-900	418.17	441-13751275-931	550.48	441-13751275-943	740.57	52
13.51-13.75		13.20-13.50	441-13751350-900	418.17	441-13751350-931	550.48	441-13751350-943	740.57	52
13.90-14.20		12.00	441-14201200-900	418.17	441-14201200-931	550.48	441-14201200-943	740.57	52
13.90-14.20		12.50-12.75	441-14201275-900	418.17	441-14201275-931	550.48	441-14201275-943	740.57	52
13.90-14.20		13.20-13.50	441-14201350-900	418.17	441-14201350-931	550.48	441-14201350-943	740.57	52
13.90-14.20		13.51-13.75	441-14201375-900	418.17	441-14201375-931	550.48	441-14201375-943	740.57	52
14.21-14.40		12.00	441-14401200-900	418.17	441-14401200-931	550.48	441-14401200-943	740.57	52
14.21-14.40		12.50-12.75	441-14401275-900	418.17	441-14401275-931	550.48	441-14401275-943	740.57	52
14.21-14.40		13.20-13.50	441-14401350-900	418.17	441-14401350-931	550.48	441-14401350-943	740.57	52
14.21-14.40		13.51-13.75	441-14401375-900	418.17	441-14401375-931	550.48	441-14401375-943	740.57	52
14.21-14.40	13.90-14.20	441-14401420-900	418.17	441-14401420-931	550.48	441-14401420-943	740.57	52	



COUPLINGS



441 OMNI CAST COUPLING Straight and Transition



Nom. Size Inches	O.D. Range Inches		Alloy Bolts & Nuts		304 Stainless Steel Bolts & Nuts		316 Stainless Steel Bolts & Nuts		Approx. Weight lbs.
	End 1	End 2	Catalog Number - 900	List Price	Catalog Number - 931	List Price	Catalog Number - 943	List Price	
14	15.30-15.50	15.30-15.50	441-00001550-900	\$703.55	441-00001550-931	\$902.46	441-00001550-943	\$1,025.94	58
	15.55-15.80	15.55-15.80	441-00001580-900	703.55	441-00001580-931	902.46	441-00001580-943	1,025.94	58
	16.10-16.35	16.10-16.35	441-00001622-900	703.55	441-00001622-931	902.46	441-00001622-943	1,025.94	58
	16.41-16.55	16.41-16.55	441-00001655-900	703.55	441-00001655-931	902.46	441-00001655-943	1,025.94	58
	16.73-16.90	16.73-16.90	441-00001690-900	703.55	441-00001690-931	902.46	441-00001690-943	1,025.94	58
	15.55-15.80	15.30-15.50	441-15801550-900	703.55	441-15801550-931	902.46	441-15801550-943	1,025.94	58
	16.10-16.35	15.30-15.50	441-16221550-900	703.55	441-16221550-931	902.46	441-16221550-943	1,025.94	58
	16.10-16.35	15.55-15.80	441-16221580-900	703.55	441-16221580-931	902.46	441-16221580-943	1,025.94	58
	16.41-16.55	15.30-15.50	441-16551550-900	703.55	441-16551550-931	902.46	441-16551550-943	1,025.94	58
	16.41-16.55	15.55-15.80	441-16551580-900	703.55	441-16551580-931	902.46	441-16551580-943	1,025.94	58
	16.41-16.55	16.10-16.35	441-16551622-900	703.55	441-16551622-931	902.46	441-16551622-943	1,025.94	58
	16.73-16.90	15.30-15.50	441-16901550-900	703.55	441-16901550-931	902.46	441-16901550-943	1,025.94	58
	16.73-16.90	15.55-15.80	441-16901580-900	703.55	441-16901580-931	902.46	441-16901580-943	1,025.94	58
	16.73-16.90	16.10-16.35	441-16901622-900	703.55	441-16901622-931	902.46	441-16901622-943	1,025.94	58
16.73-16.90	16.41-16.55	441-16901655-900	703.55	441-16901655-931	902.46	441-16901655-943	1,025.94	58	
16	17.40-17.80	17.40-17.80	441-00001780-900	935.55	441-00001780-931	1,199.98	441-00001780-943	1,338.53	81
	18.46-18.90	18.46-18.90	441-00001890-900	935.55	441-00001890-931	1,199.98	441-00001890-943	1,338.53	81
	18.90-19.20	18.90-19.20	441-00001920-900	935.55	441-00001920-931	1,199.98	441-00001920-943	1,338.53	81
	18.46-18.90	17.40-17.80	441-18901780-900	935.55	441-18901780-931	1,199.98	441-18901780-943	1,338.53	81
	18.90-19.20	17.40-17.80	441-19201780-900	935.55	441-19201780-931	1,199.98	441-19201780-943	1,338.53	81
	18.90-19.20	18.46-18.90	441-19201890-900	935.55	441-19201890-931	1,199.98	441-19201890-943	1,338.53	81

Suitable anchorage must be provided when excessive pipe movement could cause the pipe to move out of the coupling.



COUPLINGS



441 OMNI CAST COUPLINGS

Reducing

Nominal Size Inches		O.D. Range Inches		Catalog Number	List Price	Approx. Weight lbs.
Large End	Small End	End 1	End 2			
2 1/2	2	2.65-2.88	2.34-2.63	441-	\$171.84	20
6	4	6.28-6.63	4.00-4.15	441-	318.60	25
		6.28-6.63	4.22-4.50	441-	318.60	25
		6.28-6.63	4.46-4.86	441-	318.60	25
		6.28-6.63	4.80-5.10	441-	318.60	25
		6.28-6.63	5.11-5.45	441-	318.60	25
6	4	6.56-6.96	4.00-4.15	441-	318.60	25
		6.56-6.96	4.22-4.50	441-	318.60	25
		6.56-6.96	4.46-4.86	441-	318.60	25
		6.56-6.96	4.80-5.10	441-	318.60	25
		6.56-6.96	5.11-5.45	441-	318.60	25
6	4	6.90-7.22	4.00-4.15	441-	318.60	25
		6.90-7.22	4.22-4.50	441-	318.60	25
		6.90-7.22	4.46-4.86	441-	318.60	25
		6.90-7.22	4.80-5.10	441-	318.60	25
		6.90-7.22	5.11-5.45	441-	318.60	25
6	4	7.25-7.65	4.00-4.15	441-	318.60	25
		7.25-7.65	4.22-4.50	441-	318.60	25
		7.25-7.65	4.46-4.86	441-	318.60	25
		7.25-7.65	4.80-5.10	441-	318.60	25
		7.25-7.65	5.11-5.45	441-	318.60	25
8	6	8.40-8.63	6.00-6.15	441-	405.42	35
		8.40-8.63	6.28-6.63	441-	405.42	35
		8.40-8.63	6.56-6.96	441-	405.42	35
		8.40-8.63	6.90-7.22	441-	405.42	35
		8.40-8.63	7.25-7.65	441-	405.42	35
8	6	8.54-9.11	6.00-6.15	441-	405.42	35
		8.54-9.11	6.28-6.63	441-	405.42	35
		8.54-9.11	6.56-6.96	441-	405.42	35
		8.54-9.11	6.90-7.22	441-	405.42	35
		8.54-9.11	7.25-7.65	441-	405.42	35
8	6	9.05-9.45	6.00-6.15	441-	405.42	35
		9.05-9.45	6.28-6.63	441-	405.42	35
		9.05-9.45	6.56-6.96	441-	405.42	35
		9.05-9.45	6.90-7.22	441-	405.42	35
		9.05-9.45	7.25-7.65	441-	405.42	35
8	6	9.46-9.85	6.00-6.15	441-	405.42	35
		9.46-9.85	6.28-6.63	441-	405.42	35
		9.46-9.85	6.56-6.96	441-	405.42	35
		9.46-9.85	6.90-7.22	441-	405.42	35
		9.46-9.85	7.25-7.65	441-	405.42	35

Suitable anchorage must be provided when excessive pipe movement could cause the pipe to move out of the coupling.



COUPLINGS

441 OMNI COMPONENT SELECTION CHART

Nominal Size Inches	O.D. Range Inches	Gasket	List Price	Flexi-Coat Epoxy Follower Flange	List Price	Flexi-Coat Epoxy Sleeve	List Price	441 Alloy Bolts & Nuts**
				Two (2) Required		Sleeve		(# Required) Bolt/Nut-005
2	2.34-2.63	33827-069	\$ 7.15	20975-045	\$ 13.72	55139-045	\$ 21.34	(2) 90281 / (2) 100025 5/8 x 8
2-2 1/2	Reducing Coupling	*		*		55142-045	105.39	(2) 90281 / (2) 100025 5/8 x 8
2 1/2	2.65-2.88	33828-069	14.42	21366-045	14.36	55141-045	27.53	(2) 90281 / (2) 100025 5/8 x 8
3	2.85-3.13	34610-069	15.91	21368-045	17.76	55144-045	30.72	(4) 90281 / (4) 100025 5/8 x 8
	3.44-3.62	33829-069	15.91	21368-045	17.76	55144-045	30.72	(4) 90281 / (4) 100025 5/8 x 8
	3.80-3.96	33830-069	15.91	21369-045	17.76	55144-045	30.72	(4) 90281 / (4) 100025 5/8 x 8
	3.97-4.14	33831-069	15.91	21369-045	17.76	55144-045	30.72	(4) 90281 / (4) 100025 5/8 x 8
4	4.00-4.15	33809-069	22.94	22392-045	20.45	55131-045	42.01	(4) 90281 / (4) 100025 5/8 x 8
	4.22-4.50	33810-069	22.94	22392-045	20.45	55131-045	42.01	(4) 90281 / (4) 100025 5/8 x 8
	4.46-4.86	34578-069	22.94	22392-045	20.45	55131-045	42.01	(4) 90281 / (4) 100025 5/8 x 8
	4.80-5.10	33811-069	22.94	21353-045	20.45	55131-045	42.01	(4) 90281 / (4) 100025 5/8 x 8
	5.11-5.45	33812-069	22.94	21353-045	20.45	55131-045	42.01	(4) 90281 / (4) 100025 5/8 x 8
4-6	Reducing Coupling	*		*		55133-045	169.59	(8) 90257 / (8) 100025 5/8 x 4 1/2
6	6.00-6.15	33801-069	29.98	22393-045	29.44	55126-045	54.97	(4) 90281 / (4) 100025 5/8 x 8
	6.28-6.63	33802-069	29.98	22393-045	29.44	55126-045	54.97	(4) 90281 / (4) 100025 5/8 x 8
	6.56-6.96	34579-069	29.98	22393-045	29.44	55126-045	54.97	(4) 90281 / (4) 100025 5/8 x 8
	6.90-7.22	33803-069	29.98	21348-045	29.44	55126-045	54.97	(4) 90281 / (4) 100025 5/8 x 8
	7.25-7.65	33804-069	29.98	21349-045	29.44	55126-045	54.97	(4) 90281 / (4) 100025 5/8 x 8
6-8	Reducing Coupling	*		*		55127-045	213.84	(10) 90257 / (10) 100025 5/8 x 4 1/2
8	8.00-8.16	33805-069	32.09	22394-045	38.26	55073-045	70.99	(6) 90281 / (6) 100025 5/8 x 8 (6) 90297 / (6) 100025
	8.40	33806-069	32.09	22394-045	38.26	55073-045	70.99	(6) 90281 / (6) 100025 5/8 x 8 (6) 90297 / (6) 100025
	8.10-8.63	33806-069	32.09	22394-045	38.26	55073-045	70.99	(6) 90281 / (6) 100025 5/8 x 8 (6) 90297 / (6) 100025
	8.54-9.11	34580-069	32.09	22394-045	38.26	55073-045	70.99	(6) 90281 / (6) 100025 5/8 x 8 (6) 90297 / (6) 100025
	9.05-9.45	33846-069	32.09	21350-045	38.26	55073-045	70.99	(6) 90281 / (6) 100025 5/8 x 8 (6) 90297 / (6) 100025
	9.05-9.30	33807-069	32.09	21350-045	38.26	55073-045	70.99	(6) 90281 / (6) 100025 5/8 x 8 (6) 90297 / (6) 100025
	9.46-9.85	33808-069	32.09	21351-045	38.26	55073-045	70.99	(6) 90281 / (6) 100025 5/8 x 8 (6) 90297 / (6) 100025

*Please reference the "RANGE" column to select appropriate component. When ordering bolts for shaded coupling range, use shaded bolt code.



COUPLINGS

441 OMNI COMPONENT SELECTION CHART

Nominal Size Inches	O.D. Range Inches	Gasket		Flexi-Coat Epoxy Follower Flange		Flexi-Coat Epoxy Sleeve		441 Alloy Bolts & Nuts**
		Two (2) Required	List Price	Two (2) Required	List Price	Sleeve	List Price	(# Required) Bolt/Nut-005
10	10	33860-069	43.97	21355-045	45.83	55134-045	126.39	(6)90297 / (6)100025 5/8 x 9
	10.50-10.75	33813-069	43.97	21355-045	45.83	55134-045	126.39	(6)90275 / (6)100025 5/8 x 9
	11.10-11.60	33814-069	43.97	21356-045	45.83	55134-045	126.39	(6)90297 / (6)100025 5/8 x 9
	11.65-11.88	33815-069	43.97	21357-045	45.83	55134-045	126.39	(6)90275 / (6)100025 5/8 x 9
	11.90-12.20	33816-069	43.97	21357-045	45.83	55134-045	126.39	(6)90297 / (6)100025 5/8 x 9
12	12	33859-069	49.04	21359-045	57.49	55136-045	150.15	(8)90297 / (8)100025 5/8 x 9
	12.50-12.75	33817-069	49.04	21359-045	57.49	55136-045	150.15	(8)90275 / (8)100025 5/8 5/8 x 9
	13.20-13.50	33820-069	49.04	21360-045	57.49	55136-045	150.15	(8)90297 / (8)100025 5/8 x 9
	13.51-13.75	33821-069	49.04	21360-045	57.49	55136-045	150.15	(8)90275 / (8)100025 5/8 5/8 x 9
	13.90-14.20	33818-069	49.04	21361-045	57.49	55136-045	150.15	(8)90297 / (8)100025 5/8 x 9
	14.21-14.40	33819-069	49.04	21361-045	57.49	55136-045	150.15	(8)90275 / (8)100025 5/8 5/8 x 9
14	15.30-15.50	33822-069	81.44	21363-045	120.60	55138-045	247.92	(8) 90297 / (8)100025 5/8 x 9
	15.55-15.80	33823-069	81.44	21363-045	120.60	55138-045	247.92	(8) 90297 / (8)100025 5/8 x 9
	16.10-16.35	33835-069	81.44	21364-045	120.60	55138-045	247.92	(8) 90297 / (8)100025 5/8 x 9
	16.41-16.55	33824-069	81.44	21364-045	120.60	55138-045	247.92	(8) 90297 / (8)100025 5/8 x 9
	16.73-16.90	33825-069	81.44	21364-045	120.60	55138-045	247.92	(8) 90297 / (8)100025 5/8 x 9
16	17.40 -17.80	33832.07	125.29	21371-045	168.22	55146-045	282.30	(10)90275 / (10)100025 5/8 x 10 1/2
	18.46-18.90	33833-069	125.29	21372-045	168.22	55146-045	282.30	10)90297 / (10)100025 5/8 x 9
	18.90-19.20	33834-069	125.29	21372-045	168.22	55146-045	282.30	(10)90297 / (10)100025 5/8 x 9

*Please reference the "RANGE" column to select appropriate component. When ordering bolts for shaded coupling range, use shaded bolt code.



COUPLINGS

441 OMNI BOLTS & NUTS PRICE LIST

Description	Part No.	List Price	Ctn. Qty.
Bolt, 3/8" x 3" Square	90114-001	\$2.17	50
Bolt, 3/8" x 3" Square	90114-002	15.32	50
Bolt, 7/16" x 4" Square	90048-001	3.62	50
Bolt, 7/16" x 4" Square	90048-002	10.34	50
Bolt, 1/2" x 7" Square	90301-001	4.01	50
Bolt, 1/2" x 7" Square	90301-002	14.78	50
Bolt, 5/8" x 4 1/2" Oval	90257-005	3.45	50
Bolt, 5/8" x 4 1/2" Oval	90257-002	15.32	50
Bolt, 5/8" x 6" Oval	90413-005	3.60	50
Bolt, 5/8" x 6" Oval	90413-002	15.90	50
Bolt, 5/8" x 6 7/8",	90192-005	5.07	50
Bolt, 5/8" x 6 7/8",	90192-002	19.12	50
Bolt, 5/8" x 8", Oval	90281-005	4.18	50
Bolt, 5/8" x 8" Oval	90281-023	4.27	50
Bolt, 5/8" x 8" Oval	90281-002	21.22	50
Bolt, 5/8" x 9" Oval	90297-005	4.53	50
Bolt, 5/8" x 9" Oval	90297-023	6.44	50
Bolt, 5/8" x 9" Oval	90297-002	24.32	50
Bolt, 5/8" x 10 1/2" Oval	90275-005	4.96	50
Bolt, 5/8" x 10 1/2" Oval	90275-023	6.57	50
Bolt, 5/8" x 10 1/2" Oval	90275-002	26.72	50
Bolt, 5/8" x 11" Oval	90708-005	6.67	50
Bolt, 5/8" x 11" Oval	90708-002	50.94	50
Bolt, 5/8" x 13 1/2" Oval	90276-005	5.66	50
Bolt, 5/8" x 13 1/2" Oval	90276-002	35.52	50
Bolt, 5/8" x 15" Oval	90282-005	7.97	50
Bolt, 5/8" x 15" Oval	90282-002	36.83	50
Bolt, 5/8" x 17" Square	90332-005	10.37	50
Bolt, 5/8" x 17" Square	90332-002	43.97	50
Bolt, 5/8" x 17" Oval	90422-002	38.77	50
Bolt, 5/8" x 17" Oval	90422-005	8.19	50
Bolt, 5/8" x 17" Oval	90422-023	14.82	50
Bolt, 5/8" x 19 1/2" Oval	90283-005	8.41	50
Bolt, 5/8" x 27 1/2" Oval	90284-005	13.46	50
Stud, 5/8" x 27 1/2" 304	90226-202	65.34	50
Bolt, 3/4" x 9 1/4"	90188-005	7.73	50
Bolt, 3/4" x 9 1/4"	90188-302	37.44	50
Bolt, 3/4" x 11 1/4"	90292-005	10.07	50
Bolt, 3/4" x 11 1/4"	90292-302	43.55	50
Nut, 3/8" Heavy Hex,	100010-001	0.54	50
Nut, 3/8" Heavy Hex,	100010-202	3.15	50
Nut, 7/16" Heavy Hex,	100029-001	0.78	50
Nut, 7/16" Heavy Hex,	100029-202	3.90	50
Nut, 1/2" Heavy Hex,	100011-001	0.58	50
Nut, 1/2" Heavy Hex,	100011-202	4.00	50
Nut, 5/8" Heavy Hex,	100025-001	1.55	50
Nut, 5/8" Heavy Hex,	100025-005	1.21	50
Nut, 5/8" Heavy Hex,	100025-202	7.22	50
Nut, 5/8" Heavy Hex,	100025-224	4.46	50
Nut, 5/8 Heavy Hex,	100234-205	2.51	50
Nut, 3/4" Heavy Hex,	100032-001	2.06	50
Nut, 3/4" Heavy Hex.	100032-005	1.71	50
Nut, 3/4" Heavy Hex,	100032-202	7.09	50
Nut, 7/8" Heavy Hex,	100072-005	8.43	50
Washer, 7/16" Flat,	150020-001	0.38	100
Washer, 7/16" Flat, 304	150020-002	0.58	100
Washer, 5/8" Flat,	150018-001	0.24	100
Washer, 5/8" Flat, 304	150018-002	1.75	100
Washer, 3/4" Flat,	150032-001	0.53	100
Washer, 3/4" Flat, 304	150032-002	3.08	100
Washer, 1/2" Spring,	150116-002	6.83	100
Washer, 5/8" Spring,	150115-002	7.83	100
Washer, 3/4" Spring,	150117-002	9.99	100

*Two nuts (2) per bolt required

†FOR USE ON APPROVED HDPE PRODUCTS. TWO WASHERS PER BOLT REQUIRED.



COUPLINGS



442 OMNI LONG SLEEVE CAST COUPLING Straight & Transition



Nominal Size Inches	O.D. Range Inches		7" Sleeve Length -200 Catalog Number	List Price	Approx. Weight lbs.	12" Sleeve Length -400 Catalog Number	List Price	Approx. Weight lbs.
	End 1	End 2						
4	4.00-4.15	4.00-4.15	442-00000415-200	\$194.41	22	442-00000415-400	\$319.20	38
	4.22-4.50	4.22-4.50	442-00000450-200	194.41	22	442-00000450-400	319.20	38
	4.46-4.86	4.46-4.86	442-00000486-200	194.41	22	442-00000486-400	319.20	38
	4.80-5.10	4.80-5.10	442-00000510-200	194.41	22	442-00000510-400	319.20	38
	5.11-5.45	5.11-5.45	442-00000545-200	194.41	22	442-00000545-400	319.20	38
	4.22-4.50	4.00-4.15	442-04500415-200	194.41	22	442-04500415-400	319.20	38
	4.46-4.86	4.22-4.50	442-04860450-200	194.41	22	442-04860450-400	319.20	38
	4.80-5.10	4.00-4.15	442-05100415-200	194.41	22	442-05100415-400	319.20	38
	4.80-5.10	4.22-4.50	442-05100450-200	194.41	22	442-05100450-400	319.20	38
	4.80-5.10	4.46-4.86	442-05100486-200	194.41	22	442-05100486-400	319.20	38
	5.11-5.45	4.00-4.15	442-05450415-200	194.41	22	442-05450415-400	319.20	38
	5.11-5.45	4.22-4.50	442-05450450-200	194.41	22	442-05450450-400	319.20	38
	5.11-5.45	4.46-4.86	442-05450486-200	194.41	22	442-05450486-400	319.20	38
5.11-5.45	4.80-5.10	442-05450510-200	194.41	22	442-05450510-400	319.20	38	
6	6.00-6.15	6.00-6.15	442-00000615-200	265.56	30	442-00000615-400	404.96	48
	6.28-6.63	6.28-6.63	442-00000663-200	265.56	30	442-00000663-400	404.96	48
	6.56-6.96	6.56-6.96	442-00000696-200	265.56	30	442-00000696-400	404.96	48
	6.90-7.22	6.90-7.22	442-00000722-200	265.56	30	442-00000722-400	404.96	48
	7.25-7.65	7.25-7.65	442-00000765-200	265.56	30	442-00000765-400	404.96	48
	6.28-6.63	6.00-6.15	442-06630615-200	265.56	30	442-06630615-400	404.96	48
	6.56-6.96	6.00-6.15	442-06960615-200	265.56	30	442-06960615-400	404.96	48
	6.90-7.22	6.00-6.15	442-07220615-200	265.56	30	442-07220615-400	404.96	48
	6.90-7.22	6.28-6.63	442-07220663-200	265.56	30	442-07220663-400	404.96	48
	6.90-7.22	6.56-6.96	442-07220696-200	265.56	30	442-07220696-400	404.96	48
	7.25-7.65	6.00-6.15	442-07650615-200	265.56	30	442-07650615-400	404.96	48
	7.25-7.65	6.56-6.96	442-07650696-200	265.56	30	442-07650696-400	404.96	48
7.25-7.65	6.90-7.22	442-07650722-200	265.56	30	442-07650722-400	404.96	48	
8	8.00-8.16	8.00-8.16	442-00000800-200	336.98	39	442-00000800-400	560.90	71
	8.40-8.63	8.40-8.63	442-00000863-200	336.98	39	442-00000863-400	560.90	71
	8.54-9.11	8.54-9.11	442-00000911-200	336.98	39	442-00000911-400	560.90	71
	9.05-9.30	9.05-9.30	442-00000930-200	336.98	39	442-00000930-400	560.90	71
	9.05-9.45	9.05-9.45	442-00000945-200	336.98	39	442-00000945-400	560.90	71
	9.46-9.85	9.46-9.85	442-00000985-200	336.98	39	442-00000985-400	560.90	71
	8.40-8.63	8.00-8.16	442-08630800-200	336.98	39	442-08630800-400	560.90	71
	8.54-9.11	8.00-8.16	442-09110800-200	336.98	39	442-09110800-400	560.90	71
	9.05-9.45	8.00-8.16	442-09450800-200	336.98	39	442-09450800-400	560.90	71
	9.05-9.45	8.40-8.63	442-09450863-200	336.98	39	442-09450863-400	560.90	71
	9.05-9.45	8.54-9.11	442-09450911-200	336.98	39	442-09450911-400	560.90	71
	9.46-9.85	8.00-8.16	442-09850800-200	336.98	39	442-09850800-400	560.90	71
	9.46-9.85	8.40-8.63	442-09850863-200	336.98	39	442-09850863-400	560.90	71
9.46-9.85	8.54-9.11	442-09850911-200	336.98	39	442-09850911-400	560.90	71	
9.46-9.85	9.05-9.45	442-09850945-200	336.98	39	442-09850945-400	560.90	71	



COUPLINGS



442 OMNI LONG SLEEVE CAST COUPLING Straight & Transition



Nominal Size Inches	O.D. Range Inches		7" Sleeve Length -200 Catalog Number	List Price	Approx. Weight lbs.	12" Sleeve Length -400 Catalog Number	List Price	Approx. Weight lbs.
	End 1	End 2						
10	10.00	10.00	Not Available	N/A	N/A	442-00001000-400	642.59	80
	10.50-10.75	10.50-10.75	Not Available	N/A	N/A	442-00001075-400	642.59	80
	11.10-11.60	11.10-11.60	Not Available	N/A	N/A	442-00001160-400	642.59	80
	11.65-11.88	11.65-11.88	Not Available	N/A	N/A	442-00001188-400	642.59	80
	11.90-12.20	11.90-12.20	Not Available	N/A	N/A	442-00001220-400	642.59	80
	10.50-10.75	10.00	Not Available	N/A	N/A	442-10751000-400	642.59	80
	11.10-11.60	10.00	Not Available	N/A	N/A	442-11601000-400	642.59	80
	11.10-11.60	10.50-10.75	Not Available	N/A	N/A	422-11601075-400	642.59	80
	11.65-11.88	10.00	Not Available	N/A	N/A	442-11881000-400	642.59	80
	11.65-11.88	10.50-10.75	Not Available	N/A	N/A	442-11881075-400	642.59	80
	11.65-11.88	11.10-11.60	Not Available	N/A	N/A	442-11881160-400	642.59	80
	11.90-12.20	10.00	Not Available	N/A	N/A	442-12201000-400	642.59	80
	11.90-12.20	10.50-10.75	Not Available	N/A	N/A	442-12201075-400	642.59	80
	11.90-12.20	11.10-11.60	Not Available	N/A	N/A	442-12201160-400	642.59	80
11.90-12.20	11.65-11.88	Not Available	N/A	N/A	442-12201188-400	642.59	80	

Suitable anchorage must be provided when excessive pipe movement could cause the pipe to move out of the coupling.



COUPLINGS



442 OMNI LONG SLEEVE CAST COUPLING

Straight & Transition

Nominal Size Inches	O.D. Range Inches		12" Sleeve Length -400 Catalog Number	List Price	Approx. Weight lbs.
	End 1	End 2			
12	12.00	12.00	442-00001200-400	\$708.32	90
	12.50-12.75	12.50-12.75	442-00001275-400	708.32	90
	13.20-13.50	13.20-13.50	442-00001350-400	708.32	90
	13.51-13.75	13.51-13.75	442-00001375-400	708.32	90
	13.90-14.20	13.90-14.20	442-00001420-400	708.32	90
	14.21-14.40	14.21-14.40	442-00001440-400	708.32	90
	12.50-12.75	12.00	442-12751200-400	708.32	90
	13.20-13.50	12.00	442-13501200-400	708.32	90
	13.20-13.50	12.50-12.75	442-13501275-400	708.32	90
	13.51-13.75	12.00	442-13751200-400	708.32	90
	13.51-13.75	12.50-12.75	442-13751275-400	708.32	90
	13.51-13.75	13.20-13.50	442-13751350-400	708.32	90
	13.90-14.20	12.00	442-14201200-400	708.32	90
	13.90-14.20	12.50-12.75	442-14201275-400	708.32	90
	13.90-14.20	13.20-13.50	442-14201350-400	708.32	90
	13.90-14.20	13.51-13.75	442-14201375-400	708.32	90
	14.21-14.40	12.00	442-14401200-400	708.32	90
	14.21-14.40	12.50-12.75	442-14401275-400	708.32	90
	14.21-14.40	13.20-13.50	442-14401350-400	708.32	90
	14.21-14.40	13.51-13.75	442-14401375-400	708.32	90
14.21-14.40	13.90-14.20	442-14401420-400	708.32	90	
14	15.30-15.50	15.30-15.50	442-00001550-400	1,012.90	105
	15.55-15.80	15.55-15.80	442-00001580-400	1,012.90	105
	16.10-16.35	16.10-16.35	442-00001622-400	1,012.90	105
	16.41-16.55	16.41-16.55	442-00001655-400	1,012.90	105
	16.73-16.90	16.73-16.90	442-00001690-400	1,012.90	105
	15.55-15.80	15.30-15.50	442-15801550-400	1,012.90	105
	16.10-16.35	15.30-15.50	442-16221550-400	1,012.90	105
	16.10-16.35	15.55-15.80	442-16221580-400	1,012.90	105
	16.41-16.55	15.30-15.50	442-16551550-400	1,012.90	105
	16.41-16.55	15.55-15.80	442-16551580-400	1,012.90	105
	16.41-16.55	16.10-16.35	442-16551622-400	1,012.90	105
	16.73-16.90	15.30-15.50	442-16901550-400	1,012.90	105
	16.73-16.90	15.55-15.80	442-16901580-400	1,012.90	105
16.73-16.90	16.10-16.35	442-16901622-400	1,012.90	105	
16.73-16.90	16.41-16.55	442-16901655-400	1,012.90	105	



COUPLINGS



442 OMNI LONG SLEEVE CAST COUPLING

Straight & Transition

Nominal Size Inches	O.D. Range Inches		12" Sleeve Length -400	List Price	Approx. Weight
	End 1	End 2			
16	17.40-17.80	17.40-17.80	442-00001780-400	\$1,222.47	127
	18.46-18.90	18.46-18.90	442-00001890-400	1,222.47	127
	18.90-19.20	18.90-19.20	442-00001920-400	1,222.47	127
	18.46-18.90	17.40-17.80	442-18901780-400	1,222.47	127
	18.90-19.20	17.40-17.80	442-19201780-400	1,222.47	127
	18.90-19.20	18.46-18.90	442-19201890-400	1,222.47	127

442 OMNI LONG SLEEVE COMPONENT SELECTION CHART

Nominal Size Inches	O.D. Range Inches	Flexi-Coat Epoxy Sleeve		Sleeve List Price	442 Bolts, Nuts & (# required) Bolt/Nut
		Length Inches	Catalog Number		
4	4.00-5.45	7	55646-045	\$ 90.21	(4) 90275/ (4) 100025
	4.00-5.45	12	56827-045	206.39	(4) 90282/ (4) 100025
6	6.00-7.65	7	55647-045	121.98	(4) 90275/ (4) 100025
	6.00-7.65	12	56828-045	252.68	(4) 90282/ (4) 100025
8	8.00-9.85	7	55648-045	157.67	(6) 90275/ (6) 100025
	8.00-9.85	12	56839-045	368.68	(6) 90282/ (6) 100025
10	10.00-12.20	12	56830-045	400.62	(6) 90422/ (6) 100025
12	12.00-14.40	12	56831-045	432.56	(8) 90282/ (6) 100025
14	15.30-16.90	12	56832-045	544.37	(8) 90282/ (8) 100025
16	17.40-19.20	12	56833-045	656.25	(10) 90422/ (10) 100025



COUPLINGS



461 QUANTUM COUPLINGS



With Alloy Epoxy Coated Bolts and Nuts

Nominal Size Inches	O.D. Range Inches	Catalog Number	Sleeve Length Inches	List Price	Approx. Weight lbs.
1 1/2	1.81-2.28	461-01810228-000	4.0	\$81.55	8
2	2.34-2.85	461-02340285-000	4.0	103.15	9
2 1/2	2.84-3.35	461-02840335-000	4.0	132.92	10
3	3.46-4.21	461-03460421-000	5.0	163.44	15
4	4.46-5.60	461-04460560-000	5.5	199.42	26
6	6.54-7.65	461-06540765-000	6.0	281.19	36
8	8.54-9.85	461-08540985-000	6.0	328.09	46
10	10.65-12.20	461-10651220-000	7.5	412.45	63
12	12.75-14.40	461-12751440-000	7.5	487.87	95

With 304 Stainless Steel Epoxy Coated Bolts and Nuts

Nominal Size Inches	O.D. Range Inches	Catalog Number	Sleeve Length Inches	List Price	Approx. Weight lbs.
1 1/2	1.81-2.28	461-01810228-031	4.0	\$145.96	8
2	2.34-2.85	461-02340285-031	4.0	177.52	9
2 1/2	2.84-3.35	461-02840335-031	4.0	199.11	11
3	3.46-4.21	461-03460421-031	5.0	272.60	15
4	4.46-5.60	461-04460560-031	5.5	338.45	26
6	6.54-7.65	461-06540765-031	6.0	469.21	36
8	8.54-9.85	461-08540985-031	6.0	564.25	46
10	10.65-12.20	461-10651220-031	7.5	731.77	63
12	12.75-14.40	461-12751440-031	7.5	854.43	73

Suitable anchorage must be provided when excessive pipe movement could cause the pipe to move out of the coupling.



462 QUANTUM COUPLINGS 12" SLEEVE

With Alloy Epoxy Coated Bolts and Nuts

Nominal Size Inches	O.D. Range Inches	Catalog Number	Sleeve Length Inches	List Price	Approx. Weight lbs.
4	4.46-5.60	462-04460560-000	12	\$328.15	33
6	6.54-7.65	462-06540765-000	12	416.33	42
8	8.54-9.85	462-08540985-000	12	576.62	58
10	10.65-12.20	462-10651220-000	12	673.86	85
12	12.75-14.40	462-12751440-000	12	802.16	99

Suitable anchorage must be provided when excessive pipe movement could cause the pipe to move out of the coupling.



COUPLINGS



462 QUANTUM COUPLING 12" SLEEVE



With 304 Stainless Steel Epoxy Coated Bolts and Nuts

Nominal Size Inches	O.D. Range Inches	Catalog Number	Sleeve Length Inches	List Price	Approx. Weight lbs.
4	4.46-5.60	462-04460560-031	12	\$542.55	33
6	6.54-7.65	462-06540765-031	12	632.11	42
8	8.54-9.85	462-08540985-031	12	827.15	58
10	10.65-12.20	462-10651220-031	12	970.32	85
12	12.75-14.40	462-12751440-031	12	1,137.48	99

Suitable anchorage must be provided when excessive pipe movement could cause the pipe to move out of the coupling.



481 STEEL END CAP



Nominal Size Inches	O.D. Range Inches	Catalog Number	List Price	Approx. Weight lbs.
2	2.38	481-02380114-003	\$347.25	10
	2.5	481-02500114-003	347.25	10
3	3.50	481-03500114-003	395.37	13
	3.74	481-03740114-003	395.37	13
	3.80	481-03800114-003	395.37	13
	3.88	481-03880114-003	395.37	13
	3.96	481-03960114-003	395.37	13
	4	4.50	481-04500114-003	418.22
4	4.64	481-04640114-003	418.22	15
	4.80	481-04800114-003	418.22	15
	6	6.63	481-06630114-003	456.09
6	6.9	481-06900114-003	456.09	28
	8	7.65	481-07650114-003	533.59
8	8.63	481-08630114-003	533.59	39
	9.05	481-09050114-003	533.59	39
	10	10.75	481-10750114-003	922.56
10	11.1	481-11100114-003	922.56	50
	11.4	481-11400114-003	922.56	53
	11.66	481-11660114-003	922.56	53
	12	12.75	481-12750114-003	1,125.87
12	13.2	481-13200114-003	1,125.87	59
	13.5	481-13500114-003	1,125.87	59
	13.92	481-13920114-003	1,125.87	64



COUPLINGS



481 PIPE END CAP



Nominal Size Inches	O.D. Range Inches	Catalog Number	List Price	Approx. Weight lbs.
14	14.00	481-14000114-003	1,292.64	89
	15.30	481-15300114-003	1,292.64	91
	15.65	481-15650114-003	1,292.64	92
16	16.00	481-16000114-003	1,424.40	110
	17.40	481-17400114-003	1,424.40	110
	17.80	481-17800114-003	1,424.40	110
18	19.5	481-19500114-003	1,482.73	150
	19.92	481-19920114-003	1,482.73	150
20	21.6	481-21600114-003	1,609.24	180
	22.06	481-22060114-003	1,609.24	180

Larger sizes and sizes not listed are available. Priced on application. End caps are furnished with 2" Female Iron Pipe Thread Outlet.

Special size outlets available. Priced on application.



COUPLINGS



482 OMNI CAST PIPE END Alloy Bolts & Nuts



Nominal Size Inches	O.D. Range Inches	Catalog Number	List Price	Approx. Weight lbs.
2	2.34-2.63	482-00026306-900	\$120.06	9
2 1/2	2.65-2.88	482-00028806-900	143.63	10
3	2.85-3.13	482-00031306-900	176.36	15
	3.44-3.62	482-00035006-900	176.36	15
	3.80-3.96	482-00039606-900	176.36	15
	3.97-4.14	482-00041406-900	176.36	15
4	4.00-4.15	482-00041506-900	202.95	18
	4.22-4.50	482-00045006-900	202.95	18
	4.46-4.86	482-00048606-900	202.95	18
	4.80-5.10	482-00051006-900	202.95	18
	5.11-5.45	482-00054506-900	202.95	18
6	6.00-6.15	482-00061506-900	269.71	30
	6.28-6.63	482-00066306-900	269.71	30
	6.56-6.96	482-00069606-900	269.71	30
	6.90-7.22	482-00072206-900	269.71	30
	7.25-7.65	482-00076506-900	269.71	30
8	8.00-8.16	482-00080006-900	355.96	39
	8.40-8.63	482-00086306-900	355.96	39
	8.54-9.11	482-00091106-900	355.96	39
	9.05-9.45	482-00094506-900	355.96	39
	9.46-9.85	482-00098506-900	355.96	39
10	10.00	482-00100006-900	617.79	57
	10.50-10.75	482-00107506-900	617.79	57
	11.10-11.60	482-00116006-900	617.79	57
	11.65-11.88	482-00118806-900	617.79	57
	11.90-12.20	482-00122006-900	617.79	57
12	12.00	482-00120006-900	809.46	75
	12.50-12.75	482-00127506-900	809.46	75
	13.250-13.50	482-00135006-900	809.46	75
	13.51-13.75	482-00137506-900	809.46	75
	13.90-14.20	482-00142006-900	809.46	75
	14.21-14.40	482-00144006-900	809.46	75

For Stainless Steel nuts and bolts

Thrust restraint is always required when the line is in use. End Caps are furnished with 1" NPT threaded outlet in 2" - 3".

End Caps are furnished with 2" NPT threaded outlet in 4"-12" end caps.



COUPLINGS



482 OMNI COMPONENT SELECTION CHART

Nominal Size Inches	O.D. Range Inches	482 Bolts & Nuts	Flexi-Coat Epoxy	
		(# required) Bolt/Nut	482 End Cap	*482 End Cap Price
2	2.34-2.63	(2) 90281/ (2) 100025 5/8 x 8	21365-245	\$56.47
2-2 1/2	2.65-2.88	(2) 90281/ (2) 100025 5/8 x 8	21367-245	58.00
3	2.85-4.14	(4) 90281/ (4) 100025 5/8 x 8	21370-245	68.64
4	4.00-5.45	(4) 90281/ (4) 100025 5/8 x 8	21354-245	68.64
6	6.00-7.65	(4) 90281/ (4) 100025 5/8 x 8	21347-245	96.97
8	8.00-9.85	(6) 90281/ (6) 100025 5/8 x 8	21345-245	137.88
10	10.00-12.20	(6) 90297/ (6) 100025 5/8 x 9	21358-245	307.35
12	12.00-14.40	(8) 90297/ (8) 100025 5/8 x 9	21362-245	439.44

*This component requires the largest gasket within its nominal pipe for proper fit.



COUPLINGS



525 COMPRESSION COUPLINGS

Nominal Size Inches	O.D. Inches	Approx. Weight lbs.	Ctn. Wt. Lbs.	Catalog Number	List Price	Approx. Weight lbs.
1/2	0.84	1	24	525-00008400-003	\$24.74	24
3/4	1.05	2	32	525-00010500-003	28.77	24
1	1.32	2	24	525-00013200-003	32.49	16
1 1/4	1.66	2	22	525-00016600-003	42.28	12
1 1/2	1.90	3	33	525-00019000-003	47.80	12
2	2.38	4	42	525-00023800-003	59.29	12

ADAPTER GASKETS For use with 411 & 525 Coupling (Adapts Steel size to Copper Tubing Size)

Nominal Size Inches	Coupling O.D. Inches	To Fit Copper Tubing O.D. Inches	Catalog Number	List Price
1/2	0.84	0.63	000-00038420-069	\$13.19
3/4	1.05	0.88	000-00038421-069	13.70
1	1.32	1.13	000-00038422-069	14.43
1 1/4	1.66	1.38	000-00038423-069	16.44
1 1/2	1.90	1.63	000-00038424-069	21.62
2	2.38	2.13	000-00038425-069	22.22



EXPANSION JOINTS



611 EXPANSION JOINTS

Single End, 10" Expansion. Comes with Alloy Bolts & Nuts



Plain Ends Beveled for Welding

Nominal Size Inches	Without Slip Pipe--Without Limit Rods		Expanded Length 26"	
	O.D. Inches	Catalog Number	List Price	Approx. Weight lbs.
3	3.50	611-03501010-000	P.O.A.	50
4	4.50	611-04501010-000	P.O.A.	65
6	6.63	611-06631010-000	P.O.A.	90
8	8.63	611-08631010-000	P.O.A.	125
10	10.75	611-10751010-000	P.O.A.	165
12	12.75	611-12751010-000	P.O.A.	195
14	14.00	611-14001010-000	P.O.A.	220
16	16.00	611-16001010-000	P.O.A.	250
18	18.00	611-18001010-000	P.O.A.	280
20	20.00	611-20001010-000	P.O.A.	310
22	22.00	611-22001010-000	P.O.A.	340
24	24.00	611-24001010-000	P.O.A.	370

Nominal Size Inches	With Slip Pipe--Without Limit Rods		Expanded Length 38"	
	O.D. Inches	Catalog Number	List Price	Approx. Weight lbs.
3	3.50	611-03502010-000	P.O.A.	75
4	4.50	611-04502010-000	P.O.A.	90
6	6.63	611-06632010-000	P.O.A.	125
8	8.63	611-08632010-000	P.O.A.	200
10	10.75	611-10752010-000	P.O.A.	270
12	12.75	611-12752010-000	P.O.A.	300
14	14.00	611-14002010-000	P.O.A.	335
16	16.00	611-16002010-000	P.O.A.	385
18	18.00	611-18002010-000	P.O.A.	475
20	20.00	611-20002010-000	P.O.A.	520
22	22.00	611-22002010-000	P.O.A.	560
24	24.00	611-24002010-000	P.O.A.	625



EXPANSION JOINTS



611 EXPANSION JOINTS

Single End, 10" Expansion. Comes with Alloy Bolts & Nuts



Nominal Size Inches	With Slip Pipe--With Limit Rods		Expanded Length 40 1/2"	
	O.D. Inches	Catalog Number	List Price	Approx. Weight lbs.
3	3.50	611-03503010-000	P.O.A.	80
4	4.50	611-04503010-000	P.O.A.	100
6	6.63	611-06633010-000	P.O.A.	150
8	8.63	611-08633010-000	P.O.A.	200
10	10.75	611-10753010-000	P.O.A.	265
12	12.75	611-12753010-000	P.O.A.	330
14	14.00	611-14003010-000	P.O.A.	380
16	16.00	611-16003010-000	P.O.A.	430
18	18.00	611-18003010-000	P.O.A.	480
20	20.00	611-20003010-000	P.O.A.	540
22	22.00	611-22003010-000	P.O.A.	595
24	24.00	611-24003010-000	P.O.A.	650

*Hard chrome plated slip pipes are standard.



EXPANSION JOINTS



611 EXPANSION JOINTS

Single End, 10" Expansion. Comes with Alloy Bolts & Nuts



Flanged Ends

Nominal Size Inches	With Slip Pipe--Without Limit Rods		Expanded Length 39"	
	O.D. Inches	Catalog Number	List Price	Approx. Weight lbs.
3	3.50	611-03504010-000	P.O.A.	90
4	4.50	611-04504010-000	P.O.A.	115
6	6.63	611-06634010-000	P.O.A.	165
8	8.63	611-08634010-000	P.O.A.	260
10	10.75	611-10754010-000	P.O.A.	355
12	12.75	611-12754010-000	P.O.A.	425
14	14.00	611-14004010-000	P.O.A.	515
16	16.00	611-16004010-000	P.O.A.	580
18	18.00	611-18004010-000	P.O.A.	735
20	20.00	611-20004010-000	P.O.A.	850
22	22.00	611-22004010-000	P.O.A.	930
24	24.00	611-24004010-000	P.O.A.	1065

Nominal Size Inches	With Slip Pipe--With Limit Rods		Expanded Length 50 1/2"	
	O.D. Inches	Catalog Number	List Price	Approx. Weight lbs.
3	3.50	611-03505010-000	P.O.A.	95
4	4.50	611-04505010-000	P.O.A.	125
6	6.63	611-06635010-000	P.O.A.	185
8	8.63	611-08635010-000	P.O.A.	260
10	10.75	611-10755010-000	P.O.A.	350
12	12.75	611-12755010-000	P.O.A.	460
14	14.00	611-14005010-000	P.O.A.	560
16	16.00	611-16005010-000	P.O.A.	685
18	18.00	611-18005010-000	P.O.A.	740
20	20.00	611-20005010-000	P.O.A.	870
22	22.00	611-22005010-000	P.O.A.	965
24	24.00	611-24005010-000	P.O.A.	1090

*Hard chrome plated slip pipes are standard.



EXPANSION JOINTS



612 EXPANSION JOINTS

Double End, 10" Expansion. Comes with Alloy Bolts & Nuts



Plain Ends Beveled for Welding

Nominal Size Inches	Without Slip Pipe--Without Limit Rods		Expanded Length 36"	
	O.D. Inches	Catalog Number	List Price	Approx. Weight lbs.
3	3.50	612-03501010-000	P.O.A.	60
4	4.50	612-04501010-000	P.O.A.	75
6	6.63	612-06631010-000	P.O.A.	100
8	8.63	612-08631010-000	P.O.A.	145
10	10.75	612-10751010-000	P.O.A.	180
12	12.75	612-12751010-000	P.O.A.	205
14	14.00	612-14001010-000	P.O.A.	235
16	16.00	612-16001010-000	P.O.A.	265
18	18.00	612-18001010-000	P.O.A.	305
20	20.00	612-20001010-000	P.O.A.	335
22	22.00	612-22001010-000	P.O.A.	370
24	24.00	612-24001010-000	P.O.A.	400

Nominal Size Inches	With Slip Pipe--Without Limit Rods		Expanded Length 48"	
	O.D. Inches	Catalog Number	List Price	Approx. Weight lbs.
3	3.50	612-03502010-000	P.O.A.	85
4	4.50	612-04502010-000	P.O.A.	120
6	6.63	612-06632010-000	P.O.A.	160
8	8.63	612-08632010-000	P.O.A.	230
10	10.75	612-10752010-000	P.O.A.	290
12	12.75	612-12752010-000	P.O.A.	405
14	14.00	612-14002010-000	P.O.A.	475
16	16.00	612-16002010-000	P.O.A.	530
18	18.00	612-18002010-000	P.O.A.	575
20	20.00	612-20002010-000	P.O.A.	625
22	22.00	612-22002010-000	P.O.A.	670
24	24.00	612-24002010-000	P.O.A.	740



EXPANSION JOINTS



612 EXPANSION JOINTS

Double End, 10" Expansion (5" Each End) Epoxy Coating with Alloy Bolts & Nuts



Nominal Size Inches	With Slip Pipe--With Limit Rods		Expanded Length 54"	
	O.D. Inches	Catalog Number	List Price	Approx. Weight lbs.
3	3.50	612-03503010-000	P.O.A.	100
4	4.50	612-04503010-000	P.O.A.	130
6	6.63	612-06633010-000	P.O.A.	190
8	8.63	612-08633010-000	P.O.A.	270
10	10.75	612-10753010-000	P.O.A.	350
12	12.75	612-12753010-000	P.O.A.	425
14	14.00	612-14003010-000	P.O.A.	485
16	16.00	612-16003010-000	P.O.A.	550
18	18.00	612-18003010-000	P.O.A.	610
20	20.00	612-20003010-000	P.O.A.	700
22	22.00	612-22003010-000	P.O.A.	770
24	24.00	612-24003010-000	P.O.A.	840

*Hard chrome plated slip pipes are standard.

Flanged Ends

Nominal Size Inches	With Slip Pipe--Without Limit Rods		Expanded Length 56"	
	O.D. Inches	Catalog Number	List Price	Approx. Weight lbs.
3	3.50	612-03504010-000	P.O.A.	100
4	4.50	612-04504010-000	P.O.A.	145
6	6.63	612-06634010-000	P.O.A.	200
8	8.63	612-08634010-000	P.O.A.	290
10	10.75	612-10754010-000	P.O.A.	375
12	12.75	612-12754010-000	P.O.A.	535
14	14.00	612-14004010-000	P.O.A.	585
16	16.00	612-16004010-000	P.O.A.	725
18	18.00	612-18004010-000	P.O.A.	835
20	20.00	612-20004010-000	P.O.A.	955
22	22.00	612-22004010-000	P.O.A.	1040
24	24.00	612-24004010-000	P.O.A.	1180



EXPANSION JOINTS



612 EXPANSION JOINTS

Double End, 10" Expansion (5" Each End) Epoxy Coating with Alloy Bolts & Nuts



Nominal Size Inches	With Slip Pipe--With Limit Rods		Expanded Length 71"	
	O.D. Inches	Catalog Number	List Price	Approx. Weight lbs.
3	3.50	612-03505010-000	P.O.A.	115
4	4.50	612-04505010-000	P.O.A.	155
6	6.63	612-06635010-000	P.O.A.	230
8	8.63	612-08635010-000	P.O.A.	330
10	10.75	612-10755010-000	P.O.A.	435
12	12.75	612-12755010-000	P.O.A.	555
14	14.00	612-14005010-000	P.O.A.	665
16	16.00	612-16005010-000	P.O.A.	745
18	18.00	612-18005010-000	P.O.A.	870
20	20.00	612-20005010-000	P.O.A.	1030
22	22.00	612-22005010-000	P.O.A.	1140
24	24.00	612-24005010-000	P.O.A.	1280

*Hard chrome plated slip pipes are standard.



TAPPING SLEEVES



622 CARBON STEEL TAPPING SLEEVE
Size on size and reducing



Nominal Size Pipe x Flg. Outlet Inches	O.D. Range Inches	Alloy Bolts & Nuts		304 Stainless Steel Bolts & Nuts		Approx. Weight lbs.
		Catalog Number	List Price	Catalog Number	List Price	
4 x 4*	4.50	622-04500400-203	\$696.54	622-04500400-231	\$759.64	34
4 x 4*	4.80	622-04800400-203	696.54	622-04800400-231	759.64	34
6 x 4	6.57-6.73	622-06630400-003	637.62	622-06630400-031	695.36	71
6 x 6*		622-06630600-203	747.42	622-06630600-231	815.12	76
6 x 4	6.90-7.20	622-06900400-003	637.62	622-06900400-031	695.36	71
6 x 6*		622-06900600-203	747.42	622-06900600-231	815.12	76
6 x 4	7.07-7.40	622-07200400-003	637.62	622-07200400-031	695.36	71
6 x 6*		622-07200600-203	747.42	622-07200600-231	815.12	76
6 x 4	7.40-7.73	622-07450400-003	637.62	622-07450400-031	695.36	71
8 x 4	7.80-8.13	622-08000400-003	693.87	622-08000400-031	756.70	78
8 x 6		622-08000600-003	758.16	622-08000600-031	826.84	87
8 x 4	8.36-8.75	622-08630400-003	693.87	622-08630400-031	756.70	78
8 x 6		622-08630600-003	758.16	622-08630600-031	826.84	87
8 x 8*		622-08630800-203	951.06	622-08630800-231	1,037.19	92
8 x 8*	8.73-9.12	622-08800800-203	951.06	622-08800800-231	1,037.19	92
8 x 4	9.05-9.40	622-09050400-003	693.87	622-09050400-031	756.70	78
8 x 6		622-09050600-003	758.16	622-09050600-031	826.84	87
8 x 8*		622-09050800-203	951.06	622-09050800-231	1,037.19	92
8 x 4	9.27-9.69	622-09400400-003	693.87	622-09400400-031	756.70	78
8 x 6		622-09400600-003	758.16	622-09400600-031	826.84	87
8 x 8*		622-09400800-203	951.06	622-09400800-231	1,037.19	92
8-10 x 4	9.68-10.10	622-10000400-003	699.23	622-10000400-031	762.57	82
8-10 x 6		622-10000600-003	779.60	622-10000600-031	850.22	94
8-10 x 8*		622-10000800-203	1,018.05	622-10000800-231	1,405.32	130
10 x 4	10.45-10.88	622-10750400-003	699.23	622-10750400-031	762.57	82
10 x 6		622-10750600-003	779.60	622-10750600-031	850.22	94
10 x 8		622-10750800-003	1,018.05	622-10750800-031	1,078.09	130
10 x 10*		622-10751000-203	1,288.60	622-10751000-231	1,405.32	170
10 x 4	11.03-11.47	622-11100400-003	699.23	622-11100400-031	762.57	82
10 x 6		622-11100600-003	779.60	622-11100600-031	850.22	94
10 x 8		622-11100800-003	1,018.05	622-11100800-031	1,078.09	130
10 x 10*		622-11101000-203	1,288.60	622-11101000-231	1,405.32	180
10 x 4	11.36-11.80	622-11400400-003	699.23	622-11400400-031	762.57	82
10 x 6		622-11400600-003	779.60	622-11400600-031	850.22	94
10 x 8		622-11400800-003	1,018.05	622-11400800-031	1,078.09	130
10 x 10*		622-11401000-203	1,288.60	622-11401000-231	1,405.32	180
10-12 x 4	11.76-12.20	622-12000400-003	755.48	622-12000400-031	823.90	90
10-12 x 6		622-12000600-003	825.12	622-12000600-031	899.87	103
10-12 x 8		622-12000800-003	1,050.20	622-12000800-031	1,145.31	144
10-12 x 10*		622-12001000-203	1,446.65	622-12001000-231	1,577.70	192

*Size on size taps require 1/2" undersize shell cutter. Larger size tapping sleeves are available upon request.



TAPPING SLEEVES



622 CARBON STEEL TAPPING SLEEVE
Size on size and reducing



Nominal Size Pipe x Fig. Outlet Inches	O.D. Range Inches	Alloy Bolts & Nuts		304 Stainless Steel Bolts & Nuts		Approx. Weight lbs.
		Catalog Number	List Price	Catalog Number	List Price	
12 x 4	12.42-12.88	622-12750400-003	\$755.48	622-12750400-031	\$823.90	90
12 x 6		622-12750600-003	825.12	622-12750600-031	899.87	103
12 x 8		622-12750800-003	1,050.20	622-12750800-031	1,145.31	144
12 x 10		622-12751000-003	1,446.65	622-12751000-031	1,577.70	192
12 x 12*		622-12751200-203	1,593.96	622-12751200-231	1,738.35	201
12 x 4	13.13-13.60	622-13200400-003	755.48	622-13200400-031	823.90	95
12 x 6		622-13200600-003	825.12	622-13200600-031	899.87	103
12 x 8		622-13200800-003	1,050.20	622-13200800-031	1,145.31	144
12 x 10		622-13201000-003	1,446.65	622-13201000-031	1,577.70	192
12 x 12*		622-13201200-203	1,593.96	622-13201200-231	1,738.35	201
12 x 4	13.60-14.09	622-13820400-003	755.48	622-13820400-031	823.90	90
12 x 6		622-13820600-003	825.12	622-13820600-031	899.87	103
12 x 8		622-13820800-003	1,050.20	622-13820800-031	1,145.31	144
12 x 10		622-13821000-003	1,446.65	622-13821000-031	1,577.70	192
12 x 12*		622-13821200-203	1,593.96	622-13821200-231	1,738.35	201
12 x 4	14.10-14.58	622-14250400-003	755.48	622-14250400-031	823.90	100
12 x 6		622-14250600-003	825.12	622-14250600-031	899.87	111
12 x 8		622-14250800-003	1,050.20	622-14250800-031	1,145.31	148
12 x 10		622-14251000-003	1,446.65	622-14251000-031	1,577.70	204
12 x 12*		622-14251200-203	1,593.96	622-14251200-231	1,738.35	229
12 x 4	14.59-15.08	622-14750400-003	790.34	622-14750400-031	861.92	108
12 x 6		622-14750600-003	881.42	622-14750600-031	961.28	111
12 x 8		622-14750800-003	1,114.48	622-14750800-031	1,215.44	148
12 x 10		622-14751000-003	1,400.88	622-14751000-031	1,527.77	204
12 x 12		622-14751200-003	1,663.64	622-14751200-031	1,814.33	229
14 x 4	15.23-15.72	622-15300400-003	790.34	622-15300400-031	861.92	108
14 x 6		622-15300600-003	881.42	622-15300600-031	961.28	111
14 x 8		622-15300800-003	1,114.48	622-15300800-031	1,215.44	148
14 x 10		622-15301000-003	1,513.61	622-15301000-031	1,650.71	204
14 x 12		622-15301200-003	1,663.64	622-15301200-031	1,814.33	229
14-16 x 4	15.73-16.22	622-16000400-003	790.34	622-16000400-031	861.92	108
14-16 x 6		622-16000600-003	881.42	622-16000600-031	961.28	111
14-16 x 8		622-16000800-003	1,114.48	622-16000800-031	1,215.44	148
14-16 x 10		622-16001000-003	1,513.61	622-16001000-031	1,650.71	216
14-16 x 12		622-16001200-003	1,663.64	622-16001200-031	1,814.33	229
14-16 x 4	16.30-16.73	622-16470400-003	790.34	622-16470400-031	861.92	108
14-16 x 6		622-16470600-003	881.42	622-16470600-031	961.28	111
14-16 x 8		622-16470800-003	1,114.48	622-16470800-031	1,215.44	148
14-16 x 10		622-16471000-003	1,513.61	622-16471000-031	1,650.71	204
14-16 x 12		622-16471200-003	1,663.64	622-16471200-031	1,814.33	229

*Size on size taps require 1/2" undersize shell cutter. Larger size tapping sleeves are available upon request.



TAPPING SLEEVES



622 CARBON STEEL TAPPING SLEEVE
Size on size and reducing



Nominal Size Pipe x Flg. Outlet Inches	O.D. Range Inches	Alloy Bolts & Nuts		304 Stainless Steel Bolts & Nuts		Approx. Weight lbs.
		Catalog Number	List Price	Catalog Number	List Price	
14-16 x 4 14-16 x 6 14-16 x 8 14-16 x 10 14-16 x 12	16.74-17.26	622-16840400-003	\$790.34	622-16840400-031	\$861.92	108
		622-16840600-003	881.42	622-16840600-031	961.28	111
		622-16840800-003	1,114.48	622-16840800-031	1,215.44	148
		622-16841000-003	1,513.61	622-16841000-031	1,650.71	204
		622-16841200-003	1,663.64	622-16841200-031	1,814.33	229
16 x 4 16 x 6 16 x 8 16 x 10 16 x 12	17.33-17.87	622-17400400-003	838.40	622-17400400-031	914.36	117
		622-17400600-003	939.45	622-17400600-031	1,024.55	122
		622-17400800-003	1,157.96	622-17400800-031	1,262.82	162
		622-17401000-003	1,583.99	622-17401000-031	1,727.47	216
		622-17401200-003	1,816.17	622-17401200-031	1,980.65	240
16-18 x 4 16-18 x 6 16-18 x 8 16-18 x 10 16-18 x 12	17.88-18.43	622-18000400-003	838.40	622-18000400-031	914.36	117
		622-18000600-003	939.45	622-18000600-031	1,024.55	122
		622-18000800-003	1,157.96	622-18000800-031	1,262.82	162
		622-18001000-003	1,583.99	622-18001000-031	1,727.47	216
		622-18001200-003	1,816.17	622-18001200-031	1,980.65	245
16-18 x 4 16-18 x 6 16-18 x 8 16-18 x 10 16-18 x 12	18.46-19.03	622-18780400-003	838.40	622-18780400-031	914.36	117
		622-18780600-003	939.45	622-18780600-031	1,024.55	122
		622-18780800-003	1,157.96	622-18780800-031	1,262.82	162
		622-18781000-003	1,583.99	622-18781000-031	1,727.47	216
		622-18781200-003	1,816.17	622-18781200-031	1,980.65	240
18 x 4 18 x 6 18 x 8 18 x 10 18 x 12	18.87-19.45	622-19200400-003	838.40	622-19200400-031	914.36	117
		622-19200600-003	939.46	622-19200600-031	1,024.55	122
		622-19200800-003	1,157.96	622-19200800-031	1,262.82	162
		622-19201000-003	1,583.99	622-19201000-031	1,730.62	216
		622-19201200-003	1,816.17	622-19201200-031	1,980.65	240
18 x 4 18 x 6 18 x 8 18 x 10 18 x 12	19.41-20.01	622-19500400-003	838.40	622-19500400-031	914.36	117
		622-19500600-003	939.46	622-19500600-031	1,024.55	122
		622-19500800-003	1,157.96	622-19500800-031	1,262.82	162
		622-19501000-003	1,583.99	622-19501000-031	1,730.62	216
		622-19501200-003	1,816.17	622-19501200-031	1,980.65	240
18-20 x 4 18-20 x 6 18-20 x 8 18-20 x 10 18-20 x 12	19.88-20.48	622-20000400-003	884.86	622-20000400-031	965.01	120
		622-20000600-003	996.75	622-20000600-031	1,087.13	130
		622-20000800-003	1,272.64	622-20000800-031	1,387.91	180
		622-20001000-003	1,715.08	622-20001000-031	1,870.42	232
		622-20001200-003	1,870.76	622-20001200-031	2,040.20	284
20 x 4 20 x 6 20 x 8 20 x 10 20 x 12	20.29-20.92	622-20640400-003	884.86	622-20640400-031	965.01	122
		622-20640600-003	996.75	622-20640600-031	1,087.13	130
		622-20640800-003	1,272.64	622-20640800-031	1,387.91	180
		622-20641000-003	1,715.08	622-20641000-031	1,870.42	232
		622-20641200-003	1,870.76	622-20641200-031	2,040.20	284

Larger size tapping sleeves are available upon request.



TAPPING SLEEVES



622 CARBON STEEL TAPPING SLEEVE
Size on size and reducing



Nominal Size Pipe x Flg. Outlet Inches	O.D. Range Inches	Alloy Bolts & Nuts		304 Stainless Steel Bolts & Nuts		Approx. Weight lbs.
		Catalog Number	List Price	Catalog Number	List Price	
20 x 4	20.93-21.57	622-21320400-003	\$884.86	622-21320400-031	\$965.01	122
20 x 6		622-21320600-003	996.75	622-21320600-031	1,087.13	130
20 x 8		622-21320800-003	1,272.64	622-21320800-031	1,387.91	180
20 x 10		622-21321000-003	1,715.08	622-21321000-031	1,870.42	232
20 x 12		622-21321200-003	1,870.76	622-21321200-031	2,040.20	284
20 x 4	21.51-22.15	622-21600400-003	884.86	622-21600400-031	965.01	122
20 x 6		622-21600600-003	996.75	622-21600600-031	1,087.13	130
20 x 8		622-21600800-003	1,272.64	622-21600800-031	1,387.91	180
20 x 10		622-21601000-003	1,715.08	622-21601000-031	1,870.42	237
20 x 12		622-21601200-003	1,870.76	622-21601200-031	2,040.20	284
20 x 4	22.16-22.81	622-22680400-003	884.86	622-22680400-031	965.01	122
20 x 6		622-22680600-003	996.75	622-22680600-031	1,087.13	130
20 x 8		622-22680800-003	1,272.64	622-22680800-031	1,387.91	180
20 x 10		622-22681000-003	1,715.08	622-22681000-031	1,870.31	237
20 x 12		622-22681200-003	1,870.76	622-22681200-031	2,040.20	295
20 x 4	22.78-23.45	622-22940400-003	955.86	622-22940400-031	1,042.42	133
20 x 6		622-22940600-003	1,086.91	622-22940600-031	1,185.35	144
20 x 8		622-22940800-003	1,395.54	622-22940800-031	1,521.95	197
20 x 10		622-22941000-003	1,881.72	622-22941000-031	2,052.12	258
20 x 12		622-22941200-003	1,988.14	622-22941200-031	2,168.20	304
24 x 4	23.46-24.16	622-24000400-003	955.86	622-24000400-031	1,042.42	133
24 x 6		622-24000600-003	1,086.91	622-24000600-031	1,185.35	144
24 x 8		622-24000800-003	1,395.54	622-24000800-031	1,521.95	197
24 x 10		622-24001000-003	1,881.72	622-24001000-031	2,052.12	258
24 x 12		622-24001200-003	1,988.14	622-24001200-031	2,168.20	284
24 x 4	24.15-24.85	622-24500400-003	955.58	622-24500400-031	1,042.42	135
24 x 6		622-24500600-003	1,086.91	622-24500600-031	1,185.35	144
24 x 8		622-24500800-003	1,395.54	622-24500800-031	1,521.95	200
24 x 10		622-24501000-003	1,604.03	622-24501000-031	1,749.31	260
24 x 12		622-24501200-003	1,988.14	622-24501200-031	2,168.20	286
24 x 4	24.82-25.52	622-25020400-003	955.58	622-25020400-031	1,042.42	135
24 x 6		622-25020600-003	1,086.91	622-25020600-031	1,185.35	144
24 x 8		622-25020800-003	1,395.54	622-25020800-031	1,521.95	197
24 x 10		622-25021000-003	1,604.03	622-25021000-031	1,749.31	258
24 x 12		622-25021200-003	1,988.14	622-25021200-031	2,168.20	284
24 x 4	25.71-26.41	622-25800400-003	1,015.95	622-25800400-031	1,107.98	149
24 x 6		622-25800600-003	1,144.33	622-25800600-031	1,247.99	157
24 x 8		622-25800800-003	1,482.93	622-25800800-031	1,525.71	219
24 x 10		622-25801000-003	1,990.89	622-25801000-031	2,171.22	286
24 x 12		622-25801200-003	2,124.76	622-25801200-031	2,317.21	304

Larger size tapping sleeves are available upon request.



TAPPING SLEEVES



622 CARBON STEEL TAPPING SLEEVE
Size on size and reducing



Nominal Size Pipe x Fig. Outlet Inches	O.D. Range Inches	Alloy Bolts & Nuts		304 Stainless Steel Bolts & Nuts		Approx. Weight lbs.
		Catalog Number	List Price	Catalog Number	List Price	
24 x 4	26.55-27.25	622-27120400-003	\$1,015.95	622-27120400-031	\$1,107.98	149
24 x 6		622-27120600-003	1,144.33	622-27120600-031	1,247.99	157
24 x 8		622-27120800-003	1,482.93	622-27120800-031	1,525.71	219
24 x 10		622-27121000-003	1,990.89	622-27121000-031	2,171.22	286
24 x 12		622-27121200-003	2,124.76	622-27121200-031	2,317.21	304
24 x 4	27.26-27.96	622-27460400-003	1,015.95	622-27460400-031	1,107.98	149
24 x 6		622-27460600-003	1,144.33	622-27460600-031	1,247.99	157
24 x 8		622-27460800-003	1,482.93	622-27460800-031	1,525.71	219
24 x 10		622-27461000-003	1,990.89	622-27461000-031	2,171.22	286
24 x 12		622-27461200-003	2,124.76	622-27461200-031	2,317.21	304
24 x 4	28.14-28.84	622-28340400-003	1,015.95	622-28340400-031	1,107.98	149
24 x 6		622-28340600-003	1,144.33	622-28340600-031	1,247.99	157
24 x 8		622-28340800-003	1,482.93	622-28340800-031	1,525.71	219
24 x 10		622-28341000-003	1,990.89	622-28341000-031	2,171.22	286
24 x 12		622-28341200-003	2,124.76	622-28341200-031	2,317.21	304
30 x 4	29.78-30.48	622-30000400-003	1,111.53	622-30000400-031	1,212.20	156
30 x 6		622-30000600-003	1,269.94	622-30000600-031	1,384.98	160
30 x 8		622-30000800-003	1,672.90	622-30000800-031	1,798.90	219
30 x 10		622-30001000-003	2,048.27	622-30001000-031	2,233.77	292
30 x 12		622-30001200-003	2,168.42	622-30001200-031	2,364.84	315
30 x 4	30.48-31.18	622-30750400-003	1,111.53	622-30750400-031	1,212.20	156
30 x 6		622-30750600-003	1,269.94	622-30750600-031	1,384.98	160
30 x 8		622-30750800-003	1,672.90	622-30750800-031	1,799.01	219
30 x 10		622-30751000-003	2,048.27	622-30751000-031	2,233.77	292
30 x 12		622-30751200-003	2,168.42	622-30751200-031	2,364.84	315
30 x 4	31.52-32.22	622-32000400-003	1,111.53	622-32000400-031	1,212.20	156
30 x 6		622-32000600-003	1,269.94	622-32000600-031	1,384.98	160
30 x 8		622-32000800-003	1,672.90	622-32000800-031	1,798.90	219
30 x 10		622-32001000-003	2,048.27	622-32001000-031	2,233.77	292
30 x 12		622-32001200-003	2,168.42	622-32001200-031	2,364.84	315

Larger size tapping sleeves are available upon request.



TAPPING SLEEVES



622 CARBON STEEL TAPPING SLEEVE WITH MJ OUTLET

Size on size and reducing



Nominal Size Pipe x Flg. Outlet Inches	O.D. Range Inches	Alloy Bolts & Nuts		304 Stainless Steel Bolts & Nuts		Approx. Weight lbs.
		Catalog Number	List Price	Catalog Number	List Price	
4 x 4*	4.50	622-045004MJ-203	\$713.65	622-045004MJ-231	\$775.01	40
4 x 4*	4.80	622-048004MJ-203	713.65	622-048004MJ-231	775.01	40
6 x 4	6.57-6.73	622-066304MJ-003	656.37	622-066304MJ-031	712.51	78
6 x 6*		622-066306MJ-203	787.43	622-066306MJ-231	853.24	90
6 x 4	6.90-7.20	622-069004MJ-003	656.37	622-069004MJ-031	712.51	78
6 x 6*		622-069006MJ-203	787.43	622-069006MJ-231	853.24	90
6 x 4	7.07-7.40	622-072004MJ-003	656.37	622-072004MJ-031	712.51	78
6 x 6*		622-072006MJ-203	787.43	622-072006MJ-231	853.24	90
6 x 4	7.40-7.73	622-074504MJ-003	656.37	622-074504MJ-031	712.51	78
8 x 4	7.80-8.13	622-080004MJ-003	711.06	622-080004MJ-031	772.14	85
8 x 6		622-080006MJ-003	797.87	622-080006MJ-031	864.63	98
8 x 4	8.36-8.75	622-086304MJ-003	711.06	622-086304MJ-031	772.14	85
8 x 6		622-086306MJ-003	797.87	622-086306MJ-031	864.63	98
8 x 8*		622-086308MJ-203	1,009.72	622-086308MJ-231	1,093.45	131
8 x 8*	8.73-9.12	622-088008MJ-203	1,009.72	622-088008MJ-231	1,093.45	92
8 x 4	9.05-9.40	622-090504MJ-003	711.06	622-090504MJ-031	772.14	85
8 x 6		622-090506MJ-003	797.87	622-090506MJ-031	864.63	98
8 x 8*		622-090508MJ-203	1,009.72	622-090508MJ-231	1,093.45	131
8 x 4	9.27-9.69	622-094004MJ-003	711.06	622-094004MJ-031	772.14	85
8 x 6		622-094006MJ-003	797.87	622-094006MJ-031	864.63	98
8 x 8*		622-094008MJ-203	1,009.06	622-094008MJ-231	1,093.45	131
8-10 x 4	9.68-10.10	622-100004MJ-003	716.27	622-100004MJ-031	777.85	89
8-10 x 6		622-100006MJ-003	818.72	622-100006MJ-031	887.38	105
8-10 x 8*		622-100008MJ-203	1,074.84	622-100008MJ-231	1,133.22	139
10 x 4	10.45-10.88	622-107504MJ-003	716.27	622-107504MJ-031	777.85	89
10 x 6		622-107506MJ-003	818.72	622-107506MJ-031	887.38	125
10 x 8		622-107508MJ-003	1,046.18	622-107508MJ-031	1,133.22	139
10 x 10*		622-107510MJ-203	1,362.20	622-107510MJ-231	1,475.66	153
10 x 4	11.03-11.47	622-111004MJ-003	716.27	622-111004MJ-031	777.85	94
10 x 6		622-111006MJ-003	818.72	622-111006MJ-031	887.38	105
10 x 8		622-111008MJ-003	1,046.18	622-111008MJ-031	1,133.22	139
10 x 10*		622-111010MJ-203	1,362.20	622-111010MJ-231	1,475.66	153
10 x 4	11.36-11.80	622-114004MJ-003	716.27	622-114004MJ-031	777.85	89
10 x 6		622-114006MJ-003	818.72	622-114006MJ-031	887.38	105
10 x 8		622-114008MJ-003	1,046.18	622-114008MJ-031	1,133.22	139
10 x 10*		622-114010MJ-203	1,362.20	622-114010MJ-231	1,475.66	153
10-12 x 4	11.76-12.20	622-120004MJ-003	770.95	622-120004MJ-031	837.48	104
10-12 x 6		622-120006MJ-003	862.97	622-120006MJ-031	935.64	114
10-12 x 8		622-120008MJ-003	1,106.10	622-120008MJ-031	1,198.58	149
10-12 x 10*		622-120010MJ-203	1,515.85	622-120010MJ-231	1,643.26	185

Larger size tapping sleeves are available upon request.



TAPPING SLEEVES



622 CARBON STEEL TAPPING SLEEVE WITH MJ OUTLET
 Size on size and reducing



Nominal Size Pipe x Flg. Outlet Inches	O.D. Range Inches	Alloy Bolts & Nuts		304 Stainless Steel Bolts & Nuts		Approx. Weight lbs.
		Catalog Number	List Price	Catalog Number	List Price	
12 x 4 12 x 6 12 x 8 12 x 10 12 x 12*	12.42-12.88	622-127504MJ-003	\$770.95	622-127504MJ-031	\$837.48	104
		622-127506MJ-003	862.97	622-127506MJ-031	935.64	114
		622-127508MJ-003	1,106.10	622-127508MJ-031	1,198.58	149
		622-127510MJ-003	1,515.85	622-127510MJ-031	1,643.26	185
		622-127512MJ-203	1,683.38	622-127512MJ-231	1,823.75	217
12 x 4 12 x 6 12 x 8 12 x 10 12 x 12*	13.13-13.60	622-132004MJ-003	770.95	622-132004MJ-031	837.48	104
		622-132006MJ-003	862.97	622-132006MJ-031	935.64	114
		622-132008MJ-003	1,106.10	622-132008MJ-031	1,198.58	149
		622-132010MJ-003	1,515.85	622-132010MJ-031	1,643.26	185
		622-132012MJ-203	1,683.38	622-132012MJ-231	1,823.75	217
12 x 4 12 x 6 12 x 8 12 x 10 12 x 12*	13.60-14.09	622-138204MJ-003	770.95	622-138204MJ-031	837.48	104
		622-138206MJ-003	862.97	622-138206MJ-031	935.64	111
		622-138208MJ-003	1,106.10	622-138208MJ-031	1,198.58	149
		622-138210MJ-003	1,515.85	622-138210MJ-031	1,643.26	185
		622-138212MJ-203	1,683.38	622-138212MJ-231	1,823.75	217
12 x 4 12 x 6 12 x 8 12 x 10 12 x 12*	14.10-14.58	622-142504MJ-003	770.95	622-142504MJ-031	837.48	110
		622-142506MJ-003	862.97	622-142506MJ-031	935.64	121
		622-142508MJ-003	1,106.10	622-142508MJ-031	1,198.58	159
		622-142510MJ-003	1,515.85	622-142510MJ-031	1,643.26	219
		622-142512MJ-203	1,683.38	622-142512MJ-231	1,823.75	245
12 x 4 12 x 6 12 x 8 12 x 10 12 x 12	14.59-15.08	622-147504MJ-003	804.85	622-147504MJ-031	874.44	115
		622-147506MJ-003	917.71	622-147506MJ-031	995.34	121
		622-147508MJ-003	1,106.10	622-147508MJ-031	1,198.58	162
		622-147510MJ-003	1,515.85	622-147510MJ-031	1,643.26	219
		622-147512MJ-003	1,683.38	622-147512MJ-031	1,823.75	245
14 x 4 14 x 6 14 x 8 14 x 10 14 x 12	15.23-15.72	622-153004MJ-003	804.85	622-153004MJ-031	874.44	117
		622-153006MJ-003	917.71	622-153006MJ-031	995.34	121
		622-153008MJ-003	1,168.61	622-153008MJ-031	1,266.75	162
		622-153010MJ-003	1,471.35	622-153010MJ-031	1,594.72	219
		622-153012MJ-003	1,751.12	622-153012MJ-031	1,897.62	245
14-16 x 4 14-16 x 6 14-16 x 8 14-16 x 10 14-16 x 12	15.73-16.22	622-160004MJ-003	804.85	622-160004MJ-031	874.44	117
		622-160006MJ-003	917.71	622-160006MJ-031	995.34	121
		622-160008MJ-003	1,168.61	622-160008MJ-031	1,266.75	162
		622-160010MJ-003	1,471.35	622-160010MJ-031	1,594.72	219
		622-160012MJ-003	1,751.12	622-160012MJ-031	1,897.62	245
14-16 x 4 14-16 x 6 14-16 x 8 14-16 x 10 14-16 x 12	16.30-16.73	622-164704MJ-003	804.85	622-164704MJ-031	874.44	115
		622-164706MJ-003	917.71	622-164706MJ-031	995.34	121
		622-164708MJ-003	1,168.61	622-164708MJ-031	1,266.75	162
		622-164710MJ-003	1,471.35	622-164710MJ-031	1,594.72	219
		622-164712MJ-003	1,751.12	622-164712MJ-031	1,897.62	245

Larger size tapping sleeves are available upon request.



TAPPING SLEEVES



622 CARBON STEEL TAPPING SLEEVE WITH MJ OUTLET
 Size on size and reducing



Nominal Size Pipe x Flg. Outlet Inches	O.D. Range Inches	Alloy Bolts & Nuts		304 Stainless Steel Bolts & Nuts		Approx. Weight lbs.
		Catalog Number	List Price	Catalog Number	List Price	
14-16 x 4	16.74-17.26	622-168404MJ-003	\$804.85	622-168404MJ-031	\$874.44	115
14-16 x 6		622-168406MJ-003	917.71	622-168406MJ-031	995.34	121
14-16 x 8		622-168408MJ-003	1,168.61	622-168408MJ-031	1,266.75	162
14-16 x 10		622-168410MJ-003	1,471.35	622-168410MJ-031	1,594.72	219
14-16 x 12		622-168412MJ-003	1,751.12	622-168412MJ-031	1,897.62	245
16 x 4	17.33-17.87	622-174004MJ-003	851.58	622-174004MJ-031	925.44	124
16 x 6		622-174006MJ-003	974.12	622-174006MJ-031	1,056.86	133
16 x 8		622-174008MJ-003	1,210.86	622-174008MJ-031	1,312.83	176
16 x 10		622-174010MJ-003	1,649.37	622-174010MJ-031	1,788.87	231
16 x 12		622-174012MJ-003	1,899.42	622-174012MJ-031	2,059.32	260
16-18 x 4	17.88-18.43	622-180004MJ-003	851.58	622-180004MJ-031	925.44	124
16-18 x 6		622-180006MJ-003	974.12	622-180006MJ-031	1,056.86	133
16-18 x 8		622-180008MJ-003	1,210.86	622-180008MJ-031	1,312.83	176
16-18 x 10		622-180010MJ-003	1,649.37	622-180010MJ-031	1,788.87	231
16-18 x 12		622-180012MJ-003	1,899.42	622-180012MJ-031	2,059.32	261
16-18 x 4	18.46-19.03	622-187804MJ-003	851.58	622-187804MJ-031	925.44	124
16-18 x 6		622-187806MJ-003	974.12	622-187806MJ-031	1,056.86	133
16-18 x 8		622-187808MJ-003	1,210.86	622-187808MJ-031	1,312.83	176
16-18 x 10		622-187810MJ-003	1,649.37	622-187810MJ-031	1,788.87	231
16-18 x 12		622-187812MJ-003	1,899.42	622-187812MJ-031	2,059.32	261
18 x 4	18.87-19.45	622-192004MJ-003	851.58	622-192004MJ-031	925.44	124
18 x 6		622-192006MJ-003	974.12	622-192006MJ-031	1,056.86	133
18 x 8		622-192008MJ-003	1,210.86	622-192008MJ-031	1,312.83	176
18 x 10		622-192010MJ-003	1,649.37	622-192010MJ-031	1,788.87	231
18 x 12		622-192012MJ-003	1,899.42	622-192012MJ-031	2,059.32	261
18 x 4	19.41-20.01	622-195004MJ-003	851.58	622-195004MJ-031	925.44	124
18 x 6		622-195006MJ-003	974.12	622-195006MJ-031	1,056.86	133
18 x 8		622-195008MJ-003	1,210.86	622-195008MJ-031	1,312.83	176
18 x 10		622-195010MJ-003	1,649.37	622-195010MJ-031	1,788.87	231
18 x 12		622-195012MJ-003	1,899.42	622-195012MJ-031	2,059.32	261
18-20 x 4	19.88-20.48	622-200004MJ-003	896.74	622-200004MJ-031	974.66	129
18-20 x 6		622-200006MJ-003	1,029.84	622-200006MJ-031	1,117.70	141
18-20 x 8		622-200008MJ-003	1,322.36	622-200008MJ-031	1,434.43	194
18-20 x 10		622-200010MJ-003	1,776.83	622-200010MJ-031	1,927.85	247
18-20 x 12		622-200012MJ-003	1,952.49	622-200012MJ-031	2,117.23	300
20 x 4	20.29-20.92	622-206404MJ-003	896.74	622-206404MJ-031	974.66	129
20 x 6		622-206406MJ-003	1,029.84	622-206406MJ-031	1,117.70	141
20 x 8		622-206408MJ-003	1,322.36	622-206408MJ-031	1,434.43	194
20 x 10		622-206410MJ-003	1,776.83	622-206410MJ-031	1,927.85	247
20 x 12		622-206412MJ-003	1,952.49	622-206412MJ-031	2,117.23	300

Larger size tapping sleeves are available upon request.



TAPPING SLEEVES



622 CARBON STEEL TAPPING SLEEVE WITH MJ OUTLET
 Size on size and reducing



Nominal Size Pipe x Flg. Outlet Inches	O.D. Range Inches	Alloy Bolts & Nuts		304 Stainless Steel Bolts & Nuts		Approx. Weight lbs.
		Catalog Number	List Price	Catalog Number	List Price	
20 x 4 20 x 6 20 x 8 20 x 10 20 x 12	20.93-21.57	622-213204MJ-003	\$896.74	622-213204MJ-031	\$974.66	129
		622-213206MJ-003	1,029.84	622-213206MJ-031	1,117.70	141
		622-213208MJ-003	1,322.36	622-213208MJ-031	1,434.43	194
		622-213210MJ-003	1,776.83	622-213210MJ-031	1,927.85	247
		622-213212MJ-003	1,952.49	622-213212MJ-031	2,117.23	300
20 x 4 20 x 6 20 x 8 20 x 10 20 x 12	21.51-22.15	622-216004MJ-003	896.74	622-216004MJ-031	974.66	129
		622-216006MJ-003	1,029.84	622-216006MJ-031	1,117.70	141
		622-216008MJ-003	1,322.36	622-216008MJ-031	1,434.43	194
		622-216010MJ-003	1,776.83	622-216010MJ-031	1,927.85	247
		622-216012MJ-003	1,952.49	622-216012MJ-031	2,117.23	300
20 x 4 20 x 6 20 x 8 20 x 10 20 x 12	22.16-22.81	622-226804MJ-003	896.74	622-226804MJ-031	974.66	129
		622-226806MJ-003	1,029.84	622-226806MJ-031	1,117.70	141
		622-226808MJ-003	1,322.36	622-226808MJ-031	1,434.43	194
		622-226810MJ-003	1,776.83	622-226810MJ-031	1,927.85	247
		622-226812MJ-003	1,952.49	622-226812MJ-031	2,117.23	300
20 x 4 20 x 6 20 x 8 20 x 10 20 x 12	22.78-23.45	622-229404MJ-003	965.77	622-229404MJ-031	1,049.93	140
		622-229406MJ-003	1,117.48	622-229406MJ-031	1,213.18	155
		622-229408MJ-003	1,441.87	622-229408MJ-031	1,564.75	211
		622-229410MJ-003	1,938.84	622-229410MJ-031	2,104.50	273
		622-229412MJ-003	2,066.61	622-229412MJ-031	2,241.66	300
24 x 4 24 x 6 24 x 8 24 x 10 24 x 12	23.46-24.16	622-240004MJ-003	965.77	622-240004MJ-031	1,049.93	140
		622-240006MJ-003	1,117.48	622-240006MJ-031	1,213.18	155
		622-240008MJ-003	1,441.87	622-240008MJ-031	1,564.75	211
		622-240010MJ-003	1,938.84	622-240010MJ-031	2,104.50	273
		622-240012MJ-003	2,066.61	622-240012MJ-031	2,241.66	300
24 x 4 24 x 6 24 x 8 24 x 10 24 x 12	24.15-24.85	622-245004MJ-003	965.77	622-245004MJ-031	1,049.93	140
		622-245006MJ-003	1,117.48	622-245006MJ-031	1,213.18	155
		622-245008MJ-003	1,441.87	622-245008MJ-031	1,564.75	211
		622-245010MJ-003	1,938.84	622-245010MJ-031	2,104.50	273
		622-245012MJ-003	2,066.61	622-245012MJ-031	2,241.66	300
24 x 4 24 x 6 24 x 8 24 x 10 24 x 12	24.82-25.52	622-250204MJ-003	965.77	622-250204MJ-031	1,049.93	140
		622-250206MJ-003	1,117.48	622-250206MJ-031	1,213.18	155
		622-250208MJ-003	1,441.87	622-250208MJ-031	1,564.75	211
		622-250210MJ-003	1,938.84	622-250210MJ-031	2,104.50	273
		622-250212MJ-003	2,066.61	622-250212MJ-031	2,241.66	300
24 x 4 24 x 6 24 x 8 24 x 10 24 x 12	25.71-26.41	622-258004MJ-003	1,024.19	622-258004MJ-031	1,113.65	155
		622-258006MJ-003	1,173.32	622-258006MJ-031	1,274.09	168
		622-258008MJ-003	1,527.31	622-258008MJ-031	1,568.41	233
		622-258010MJ-003	2,044.98	622-258010MJ-031	2,220.30	301
		622-258012MJ-003	2,199.44	622-258012MJ-031	2,386.55	320

Larger size tapping sleeves are available upon request.



TAPPING SLEEVES



622 CARBON STEEL TAPPING SLEEVE WITH MJ OUTLET
 Size on size and reducing



Nominal Size Pipe x Flg. Outlet Inches	O.D. Range Inches	Alloy Bolts & Nuts		304 Stainless Steel Bolts & Nuts		Approx. Weight lbs.
		Catalog Number	List Price	Catalog Number	List Price	
24 x 4 24 x 6 24 x 8 24 x 10 24 x 12	26.55-27.25	622-271204MJ-003	\$1,024.19	622-271204MJ-031	\$1,113.65	156
		622-271206MJ-003	1,173.32	622-271206MJ-031	1,274.09	168
		622-271208MJ-003	1,527.31	622-271208MJ-031	1,568.41	233
		622-271210MJ-003	2,044.98	622-271210MJ-031	2,220.30	301
		622-271212MJ-003	2,199.44	622-271212MJ-031	2,386.55	320
24 x 4 24 x 6 24 x 8 24 x 10 24 x 12	27.26-27.96	622-274604MJ-003	1,024.19	622-274604MJ-031	1,113.65	156
		622-274606MJ-003	1,173.32	622-274606MJ-031	1,274.09	168
		622-274608MJ-003	1,527.31	622-274608MJ-031	1,568.41	233
		622-274610MJ-003	2,044.98	622-274610MJ-031	2,220.30	301
		622-274612MJ-003	2,199.44	622-274612MJ-031	2,386.55	320
24 x 4 24 x 6 24 x 8 24 x 10 24 x 12	28.14-28.84	622-283404MJ-003	1,024.19	622-283404MJ-031	1,113.65	156
		622-283406MJ-003	1,173.32	622-283406MJ-031	1,274.09	168
		622-283408MJ-003	1,527.31	622-283408MJ-031	1,568.41	233
		622-283410MJ-003	2,044.98	622-283410MJ-031	2,220.30	301
		622-283412MJ-003	2,199.44	622-283412MJ-031	2,386.55	320
30 x 4 30 x 6 30 x 8 30 x 10 30 x 12	29.78-30.48	622-300004MJ-003	1,117.11	622-300004MJ-031	1,215.00	163
		622-300006MJ-003	1,295.44	622-300006MJ-031	1,407.28	171
		622-300008MJ-003	1,711.50	622-300008MJ-031	1,834.01	233
		622-300010MJ-003	2,100.76	622-300010MJ-031	2,281.11	307
		622-300012MJ-003	2,241.88	622-300012MJ-031	2,432.85	331
30 x 4 30 x 6 30 x 8 30 x 10 30 x 12	30.48-31.18	622-307504MJ-003	1,117.11	622-307504MJ-031	1,215.00	163
		622-307506MJ-003	1,295.44	622-307506MJ-031	1,407.28	171
		622-307508MJ-003	1,711.50	622-307508MJ-031	1,834.01	233
		622-307510MJ-003	2,100.76	622-307510MJ-031	2,281.11	307
		622-307512MJ-003	2,241.88	622-307512MJ-031	2,432.85	331
30 x 4 30 x 6 30 x 8 30 x 10 30 x 12	31.52-32.22	622-320004MJ-003	1,117.11	622-320004MJ-031	1,215.00	163
		622-320006MJ-003	1,295.44	622-320006MJ-031	1,407.28	171
		622-320008MJ-003	1,711.50	622-320008MJ-031	1,834.01	233
		622-320010MJ-003	2,100.76	622-320010MJ-031	2,281.11	307
		622-320012MJ-003	2,241.88	622-320012MJ-031	2,432.85	331

Larger size tapping sleeves are available upon request.



TAPPING SLEEVES

623 & 624 FABRICATED MECHANICAL JOINT TAPPING SLEEVES



- Lightweight alternatives to case mechanical joint type sleeves.
- Both styles can be fabricated to your specific applications requirements in either Carbon or Stainless Steel.
- Both utilize gland gaskets, suited to applications where pipe condition at the tap location will not accommodate a neck seal.
- The 624 style has true MJ end seals as opposed to the 623 that has more of a coupling design.
- For more information, please contact Smith-Blair customer service or your Territory Manager.

Fabricated 623 and 624 styles are priced on specific application and therefore non-returnable



TAPPING SLEEVES



625 TAPPING SLEEVES

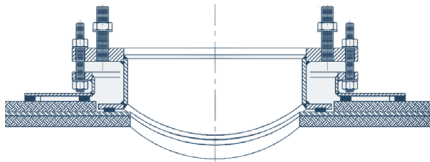
For Concrete Cylinder or Concrete Coated Pipe

Type 625 Tapping Sleeves can be made to accommodate any size concrete cylinder or concrete coated steel pipe.

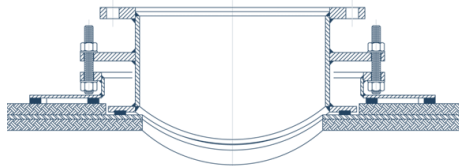
These are designed specifically for lined and coated for both pre-stressed and non-pre-stressed concrete cylinder pipe. The sleeve's versatility assures a quality controlled installation, even under adverse conditions. During installation, no welding is required and stripping of the concrete coating is eliminated, except in the outlet area.

The body of the sleeve can be mounted on the pipe before the reinforcing wires are removed from the steel cylinder, and the outlet neck can be inserted after the reinforcing wires are removed.

The concave wedge gasket seals efficiently. A series of studs compresses the adjustable outlet against



Optional 2 Flange Design



Optional 3 Flange Design

Type 625 Tapping Sleeves can be made to accommodate any size of concrete cylinder or concrete coated pipe. Solid back half available upon request. Stainless steel also available.

Note: Carbon steel bodies with stainless steel hardware will be furnished with carbon steel straps and welded to stainless steel studs as standard.


Our Engineers will need the following information to assure proper fit:

1. OD of steel cylinder.
2. OD thickness of concrete
3. Outlet size
4. Line pressure
5. Line Contents
6. Any desired special coatings required
7. Any special hardware requirements
8. Any unusual conditions
9. Preference of straps or solid back
10. Brand name of tapping valve used on 14" or larger outlets.

**Priced On Application
Non-Returnable
Specials**

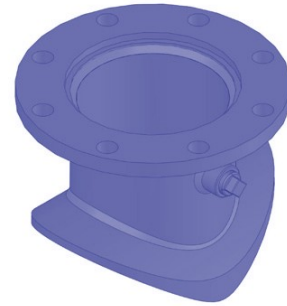


626 WELD ON TAPPING SLEEVES



Type 1

Flange and Neck Only



Type 2

Flange, Neck and Weld Plate

An economical means of making taps on steel pipes. These come in four different styles and are available in sizes 3" and up. Available in both carbon or stainless steel.

NON-RETURNABLE SPECIALS



Type 3

Top Half Tapping Sleeve



Type 4

Split Body Three Pieces



TAPPING SLEEVES

627 TAPPING SLEEVES

Fabricated Weld-On Outlet



Type 1

**Full Body Two Piece
Tapping Sleeve**



Type 2

**Full Body, Three Piece
Tapping Sleeve**

An economical means of making taps on steel pipes. These come in two different styles and are available in sizes 3” and up. Available in both carbon or stainless steel.

NON-RETURNABLE SPECIALS



TAPPING SLEEVES



662 & 663 STAINLESS STEEL TAPPING SLEEVES

Size on size and reducing



Nominal Size Pipe x Flg. Outlet Inches	O.D. Range Inches	Carbon Steel Flexi-Coat®Epoxy Coated Flange		304 Stainless Steel Flange		Approx. Weight lbs.
		Catalog Number	List Price	Catalog Number	List Price	
4 x 4	4.46-4.86	662-04800400-200	\$750.84	663-04800400-200	\$959.78	32
4 x 4	4.80-5.10	662-05000400-200	750.84	663-05000400-200	959.78	32
4 x 4	4.95-5.25	662-05100400-200	750.84	663-05100400-200	959.78	32
6 x 4	6.59-6.99	662-06630400-000	729.33	663-06630400-000	993.22	39
6 x 6		662-06630600-200	834.12	663-06630600-200	1,064.07	43
6 x 4	6.84-7.30	662-06900400-000	729.33	663-06900400-000	993.22	39
6 x 6		662-06900600-200	834.12	663-06900600-200	1,064.07	44
6 x 4	7.10-7.50	662-07200400-000	729.33	663-07200400-000	993.22	38
6 x 6		662-07200600-200	834.12	663-07200600-200	1,064.07	43
6 x 4	7.40-7.80	662-07450400-000	729.33	663-07450400-000	993.22	39
6 x 6		662-07450600-200	834.12	663-07450600-200	1,064.07	43
8 x 4	7.90-8.30	662-08000400-000	802.49	663-08000400-000	1,023.24	43
8 x 6		662-08000600-000	840.83	663-08000600-000	1,109.05	47
8 x 4	8.62-9.06	662-08630400-000	802.49	663-08630400-000	1,023.24	43
8 x 6		662-08630600-000	840.83	663-08630600-000	1,109.05	47
8 x 8		662-08630800-200	1,060.57	663-08630800-200	1,420.31	63
8 x 4	8.99-9.45	662-09050400-000	802.49	663-09050400-000	1,023.24	43
8 x 6		662-09050600-000	840.83	663-09050600-000	1,109.05	49
8 x 8		662-09050800-200	1,060.57	663-09050800-200	1,420.31	63
8 x 4	9.20-9.60	662-09450400-000	802.49	663-09450400-000	1,023.24	43
8 x 6		662-09450600-000	840.83	663-09450600-000	1,109.05	49
8 x 8		662-09450800-200	1,060.57	663-09450800-200	1,420.31	63
8 x 4	9.60-10.00	662-09650400-000	802.49	663-09650400-000	1,023.24	43
8 x 6		662-09650600-000	840.83	663-09650600-000	1,109.05	47
8 x 8		662-09650800-200	1,060.57	663-09650800-200	1,420.31	63
10 x 4	9.90-10.30	662-10000400-000	844.12	663-10000400-000	1,185.86	47
10 x 6		662-10000600-000	880.77	663-10000600-000	1,284.03	51
10 x 8		662-10000800-000	1,070.55	663-10000800-000	1,560.15	70
10 x 4	10.73-11.13	662-10750400-000	844.12	663-10750400-000	1,185.86	47
10 x 6		662-10750600-000	880.77	663-10750600-000	1,284.03	51
10 x 8		662-10750800-000	1,070.55	663-10750800-000	1,560.15	70
10 x 10		662-10751000-200	1,815.72	663-10751000-200	2,383.57	75
10 x 4	11.05-11.45	662-11100400-000	844.12	663-11100400-000	1,185.86	47
10 x 6		662-11100600-000	880.77	663-11100600-000	1,284.03	51
10 x 8		662-11100800-000	1,070.55	663-11100800-000	1,560.15	70
10 x 10		662-11101000-200	1,815.72	663-11101000-200	2,383.57	75



TAPPING SLEEVES



662 & 663 STAINLESS STEEL TAPPING SLEEVES

Size on size and reducing



Nominal Size Pipe x Flg. Outlet Inches	O.D. Range Inches	Carbon Steel Flexi-Coat® Epoxy Coated Flange		304 Stainless Steel Flange		Approx. Weight lbs.
		Catalog Number	List Price	Catalog Number	List Price	
10 x 4	11.70-12.10	662-11750400-000	844.12	663-11750400-000	1,185.86	47
10 x 6		662-11750600-000	880.77	663-11750600-000	1,284.03	51
10 x 8		662-11750800-000	1,070.55	663-11750800-000	1,560.15	70
10 x 10		662-11751000-200	1,815.72	663-11751000-200	2,383.57	75
10 x 4	12.00-12.40	662-12000400-000	844.12	663-12000400-000	1,185.86	47
10 x 6		662-12000600-000	880.77	663-12000600-000	1,284.03	51
10 x 8		662-12000800-000	1,070.55	663-12000800-000	1,560.15	70
10 x 10		662-12001000-200	1,815.72	663-12001000-200	2,383.57	75
12 x 4	12.50-12.90	662-12750400-000	904.03	663-12750400-000	1,323.56	51
12 x 6		662-12750600-000	970.68	663-12750600-000	1,467.41	56
12 x 8		662-12750800-000	1,157.00	663-12750800-000	1,841.06	75
12 x 10		662-12751000-000	1,894.55	663-12751000-000	2,336.25	80
12 x 12		662-12751200-200	2,062.28	663-12751200-200	2,708.33	110
12 x 4	13.16-13.56	662-13200400-000	904.03	663-13200400-000	1,323.56	51
12 x 6		662-13200600-000	970.68	663-13200600-000	1,467.41	56
12 x 8		662-13200800-000	1,157.00	663-13200800-000	1,841.06	75
12 x 10		662-13201000-000	1,894.55	663-13201000-000	2,336.25	80
12 x 12		662-13201200-200	2,062.28	663-13201200-200	2,708.33	110
12 x 4	13.60-14.09	662-13820400-000	\$904.03	663-13820400-000	\$1,323.56	51
12 x 6		662-13820600-000	970.68	663-13820600-000	1,467.41	55
12 x 8		662-13820800-000	1,157.00	663-13820800-000	1,841.06	75
12 x 10		662-13821000-000	1,894.55	663-13821000-000	2,336.25	80
12 x 12		662-13821200-200	2,062.28	663-13821200-200	2,708.33	110
12 x 4	14.10-14.58	662-14250400-000	904.03	663-14250400-000	1,323.56	51
12 x 6		662-14250600-000	970.68	663-14250600-000	1,467.41	58
12 x 8		662-14250800-000	1,157.00	663-14250800-000	1,841.06	75
12 x 10		662-14251000-000	1,894.55	663-14251000-000	2,336.25	80
12 x 12		662-14251200-200	2,062.28	663-14251200-200	2,708.33	110
14 x 4	15.30-15.80	662-15300400-000	1,364.51	663-15300400-000	1,562.85	72
14 x 6		662-15300600-000	1,414.89	663-15300600-000	1,685.46	76
14 x 8		662-15300800-000	1,846.33	663-15300800-000	2,109.68	95
14 x 10		662-15301000-000	2,483.37	663-15301000-000	2,605.37	102
14 x 12		662-15301200-000	2,730.32	663-15301200-000	2,854.53	135
14 x 4	15.80-16.30	662-16000400-000	1,364.51	663-16000400-000	1,562.85	72
14 x 6		662-16000600-000	1,414.89	663-16000600-000	1,685.46	76
14 x 8		662-16000800-000	1,846.33	663-16000800-000	2,109.68	95
14 x 10		662-16001000-000	2,483.37	663-16001000-000	2,605.37	102
14 x 12		662-16001200-000	2,730.32	663-16001200-000	2,854.53	135



TAPPING SLEEVES



662 & 663 STAINLESS STEEL TAPPING SLEEVES

Size on size and reducing



Nominal Size Pipe x Flg. Outlet Inches	O.D. Range Inches	Carbon Steel Flexi-Coat® Epoxy Coated Flange		304 Stainless Steel Flange		Approx. Weight lbs.
		Catalog Number	List Price	Catalog Number	List Price	
14 x 4	16.40-16.80	662-16400400-000	1,364.51	663-16400400-000	1,562.85	72
14 x 6		662-16400600-000	1,414.89	663-16400600-000	1,685.46	76
14 x 8		662-16400800-000	1,846.33	663-16400800-000	2,109.68	95
14 x 10		662-16401000-000	2,483.37	663-16401000-000	2,605.37	102
14 x 12		662-16401200-000	2,730.32	663-16401200-000	2,854.53	135
16 x 4	17.40-17.80	662-17400400-000	1,691.31	663-17400400-000	1,942.41	77
16 x 6		662-17400600-000	1,744.21	663-17400600-000	2,202.34	82
16 x 8		662-17400800-000	2,020.47	663-17400800-000	2,393.84	103
16 x 10		662-17401000-000	2,806.89	663-17401000-000	2,928.90	108
16 x 12		662-17401200-000	2,971.66	663-17401200-000	3,282.98	145
16-18 x 4	18.60-19.20	662-18700400-000	1,691.31	663-18700400-000	1,942.41	77
16-18 x 6		662-18700600-000	1,744.21	663-18700600-000	2,202.34	82
16-18 x 8		662-18700800-000	2,020.47	663-18700800-000	2,393.84	103
16-18 x 10		662-18701000-000	2,806.89	663-18701000-000	2,928.90	108
16-18 x 12		662-18701200-000	2,971.66	663-18701200-000	3,282.98	145
18-20 x 4	19.50-20.10	662-19500400-000	1,733.22	663-19500400-000	2,071.86	78
18-20 x 6		662-19500600-000	1,784.83	663-19500600-000	2,474.03	82
18-20 x 8		662-19500800-000	2,038.27	663-19500800-000	2,675.10	105
18-20 x 10		662-19501000-000	2,890.14	663-19501000-000	3,141.93	111
18-20 x 12		662-19501200-000	3,054.67	663-19501200-000	3,768.48	147
18-20 x 4	20.90-21.59	662-20900400-000	1,733.22	663-20900400-000	2,071.86	82
18-20 x 6		662-20900600-000	1,784.83	663-20900600-000	2,474.03	82
18-20 x 8		662-20900800-000	2,038.27	663-20900800-000	2,675.10	105
18-20 x 10		662-20901000-000	2,890.14	663-20901000-000	3,141.93	111
18-20 x 12		662-20901200-000	3,054.67	663-20901200-000	3,768.48	147
20 x 4	21.60-22.40	662-21600400-000	2,020.45	663-21600400-000	2,153.57	88
20 x 6		662-21600600-000	2,074.00	663-21600600-000	2,554.64	94
20 x 8		662-21600800-000	2,488.30	663-21600800-000	2,712.81	118
20 x 10		662-21601000-000	3,296.85	663-21601000-000	3,605.33	124
20 x 12		662-21601200-000	3,518.31	663-21601200-000	4,089.86	160
20-24 x 4	23.50-24.20	662-23500400-000	\$2,129.64	663-23500400-000	\$2,358.38	95
20-24 x 6		662-23500600-000	2,182.36	663-23500600-000	2,433.00	100
20-24 x 8		662-23500800-000	2,609.55	663-23500800-000	2,817.90	122
20-24 x 10		662-23501000-000	3,485.03	663-23501000-000	3,657.60	130
20-24 x 12		662-23501200-000	3,649.70	663-23501200-000	3,895.10	169



TAPPING SLEEVES



662 & 663 STAINLESS STEEL TAPPING SLEEVES

Size on size and reducing



Nominal Size Pipe x Flg. Outlet Inches	O.D. Range Inches	Carbon Steel Flexi-Coat®Epoxy Coated Flange		304 Stainless Steel Flange		Approx. Weight lbs.
		Catalog Number	List Price	Catalog Number	List Price	
24 x 4	25.80-26.60	662-25800400-000	2,320.02	663-25800400-000	2,672.80	95
24 x 6		662-25800600-000	2,379.25	663-25800600-000	2,706.15	100
24 x 8		662-25800800-000	2,692.98	663-25800800-000	2,901.34	122
24 x 10		662-25801000-000	3,799.47	663-25801000-000	3,972.05	130
24 x 12		662-25801200-000	3,979.13	663-25801200-000	4,530.61	170
24 x 4	28.30-29.00	662-28300400-000	2,320.02	663-28300400-000	2,672.80	95
24 x 6		662-28300600-000	2,379.25	663-28300600-000	2,706.15	100
24 x 8		662-28300800-000	2,692.98	663-28300800-000	2,901.34	122
24 x 10		662-28301000-000	3,799.47	663-28301000-000	3,972.05	130
24 x 12		662-28301200-000	3,979.13	663-28301200-000	4,530.61	170

Larger size tapping sleeves available.



TAPPING SLEEVES



662 & 663 STAINLESS STEEL TAPPING SLEEVES WITH MJ OUTLET

Size on size and reducing



Nominal Size Pipe x Flg. Outlet Inches	O.D. Range Inches	Carbon Steel Flexi-Coat®Epoxy Coated Flange		304 Stainless Steel Flange		Approx. Weight lbs.
		Catalog Number	List Price	Catalog Number	List Price	
4 x 4	4.46-4.86	662-048004MJ-200	\$811.62	663-048004MJ-200	\$1,020.55	38
4 x 4	4.80-5.10	662-050004MJ-200	811.62	663-050004MJ-200	1,020.55	46
4 x 4	4.95-5.25	662-051004MJ-200	811.62	663-051004MJ-200	1,020.55	46
6 x 4	6.59-6.99	662-066304MJ-000	790.09	663-066304MJ-000	1,053.99	44
6 x 6		662-066306MJ-200	943.51	663-066306MJ-200	1,173.45	51
6 x 4	6.84-7.30	662-069004MJ-000	790.09	663-069004MJ-000	1,053.99	44
6 x 6		662-069006MJ-200	943.51	663-069006MJ-200	1,173.45	51
6 x 4	7.10-7.50	662-072004MJ-000	790.09	663-072004MJ-000	1,053.99	44
6 x 6		662-072006MJ-200	943.51	663-072006MJ-200	1,173.45	51
6 x 4	7.40-7.80	662-074504MJ-000	790.09	663-074504MJ-000	1,053.99	44
6 x 6		662-074506MJ-200	943.51	663-074506MJ-200	1,173.45	51
8 x 4	7.90-8.30	662-080004MJ-000	863.26	663-080004MJ-000	1,084.01	49
8 x 6		662-080006MJ-000	950.22	663-080006MJ-000	1,230.60	56
8 x 4	8.62-9.06	662-086304MJ-000	863.26	663-086304MJ-000	1,084.01	49
8 x 6		662-086306MJ-000	950.22	663-086306MJ-000	1,230.60	56
8 x 8		662-086308MJ-200	1,194.27	663-086308MJ-200	1,554.00	74
8 x 4	8.99-9.45	662-090504MJ-000	863.26	663-090504MJ-000	1,084.01	49
8 x 6		662-090506MJ-000	950.22	663-090506MJ-000	1,230.60	56
8 x 8		662-090508MJ-200	1,194.27	663-090508MJ-200	1,554.00	74
8 x 4	9.20-9.60	662-094504MJ-000	863.26	663-094504MJ-000	1,084.01	49
8 x 6		662-094506MJ-000	950.22	663-094506MJ-000	1,230.60	56
8 x 8		662-094508MJ-200	1,194.27	663-094508MJ-200	1,554.00	74
8 x 4	9.60-10.00	662-096504MJ-000	863.26	663-096504MJ-000	1,084.01	49
8 x 6		662-096506MJ-000	950.22	663-096506MJ-000	1,230.60	56
8 x 8		662-096508MJ-200	1,194.27	663-096508MJ-200	1,554.00	74
10 x 4	9.90-10.30	662-100004MJ-000	904.89	663-100004MJ-000	1,246.62	53
10 x 6		662-100006MJ-000	990.16	663-100006MJ-000	1,393.42	60
10 x 8		662-100008MJ-000	1,204.25	663-100008MJ-000	1,693.85	81
10 x 4	10.73-11.13	662-107504MJ-000	904.89	663-107504MJ-000	1,246.62	53
10 x 6		662-107506MJ-000	990.16	663-107506MJ-000	1,393.42	60
10 x 8		662-107508MJ-000	1,204.25	663-107508MJ-000	1,693.85	81
10 x 10		662-107510MJ-200	1,961.57	663-107510MJ-200	2,529.42	87
10 x 4	11.05-11.45	662-111004MJ-000	904.89	663-111004MJ-000	1,246.62	53
10 x 6		662-111006MJ-000	990.16	663-111006MJ-000	1,393.42	60
10 x 8		662-111008MJ-000	1,204.25	663-111008MJ-000	1,693.85	81
10 x 10		662-111010MJ-200	1,961.57	663-111010MJ-200	2,529.42	100
10 x 4	11.70-12.10	662-117504MJ-000	904.89	663-117504MJ-000	1,246.62	53
10 x 6		662-117506MJ-000	990.16	663-117506MJ-000	1,393.42	60
10 x 8		662-117508MJ-000	1,204.25	663-117508MJ-000	1,693.85	81
10 x 10		662-117510MJ-200	1,961.57	663-117510MJ-200	2,529.42	87



TAPPING SLEEVES



662 & 663 STAINLESS STEEL TAPPING SLEEVES WITH MJ OUTLET

Size on size and reducing



Nominal Size Pipe x Flg. Outlet Inches	O.D. Range Inches	Carbon Steel Flexi-Coat®Epoxy Coated Flange		304 Stainless Steel Flange		Approx. Weight lbs.
		Catalog Number	List Price	Catalog Number	List Price	
10 x 4	12.00-12.40	662-120004MJ-000	904.89	663-120004MJ-000	1,246.62	53
10 x 6		662-120006MJ-000	990.16	663-120006MJ-000	1,393.42	60
10 x 8		662-120008MJ-000	1,204.25	663-120008MJ-000	1,693.85	81
10 x 10		662-120010MJ-200	1,961.57	663-120010MJ-200	2,529.42	87
12 x 4	12.50-12.90	662-127504MJ-000	964.80	663-127504MJ-000	1,384.33	57
12 x 6		662-127506MJ-000	1,080.06	663-127506MJ-000	1,576.80	64
12 x 8		662-127508MJ-000	1,290.69	663-127508MJ-000	1,974.76	86
12 x 10		662-127510MJ-000	2,040.39	663-127510MJ-000	2,482.10	110
12 x 12		662-127512MJ-200	2,232.44	663-127512MJ-200	2,878.48	123
12 x 4	13.16-13.56	662-132004MJ-000	964.80	663-132004MJ-000	1,384.33	57
12 x 6		662-132006MJ-000	1,080.06	663-132006MJ-000	1,576.80	75
12 x 8		662-132008MJ-000	1,290.69	663-132008MJ-000	1,974.76	86
12 x 10		662-132010MJ-000	2,040.39	663-132010MJ-000	2,482.10	110
12 x 12		662-132012MJ-200	2,232.44	663-132012MJ-200	2,878.48	123
12 x 4	13.60-14.09	662-138204MJ-000	\$964.80	663-138204MJ-000	\$1,384.33	57
12 x 6		662-138206MJ-000	1,080.06	663-138206MJ-000	1,576.80	64
12 x 8		662-138208MJ-000	1,290.69	663-138208MJ-000	1,974.76	86
12 x 10		662-138210MJ-000	2,040.39	663-138210MJ-000	2,482.10	92
12 x 12		662-138212MJ-200	2,232.44	663-138212MJ-200	2,878.51	123
12 x 4	14.10-14.58	662-142504MJ-000	964.80	663-142504MJ-000	1,384.33	57
12 x 6		662-142506MJ-000	1,080.06	663-142506MJ-000	1,576.80	64
12 x 8		662-142508MJ-000	1,290.69	663-142508MJ-000	1,974.76	86
12 x 10		662-142510MJ-000	2,040.39	663-142510MJ-000	2,482.10	92
12 x 12		662-142512MJ-200	2,232.44	663-142512MJ-200	2,878.51	123
14 x 4	15.30-15.80	662-153004MJ-000	1,425.28	663-153004MJ-000	1,623.62	48
14 x 6		662-153006MJ-000	1,524.26	663-153006MJ-000	1,794.85	85
14 x 8		662-153008MJ-000	1,980.03	663-153008MJ-000	2,243.37	106
14 x 10		662-153010MJ-000	2,629.21	663-153010MJ-000	2,751.22	114
14 x 12		662-153012MJ-000	2,900.47	663-153012MJ-000	3,024.68	145
14 x 4	15.80-16.30	662-160004MJ-000	1,425.28	663-160004MJ-000	1,623.62	48
14 x 6		662-160006MJ-000	1,524.26	663-160006MJ-000	1,794.85	85
14 x 8		662-160008MJ-000	1,980.03	663-160008MJ-000	2,243.37	106
14 x 10		662-160010MJ-000	2,629.21	663-160010MJ-000	2,751.22	114
14 x 12		662-160012MJ-000	2,900.47	663-160012MJ-000	3,024.68	145
14 x 4	16.40-16.80	662-164004MJ-000	1,425.28	663-164004MJ-000	1,623.62	48
14 x 6		662-164006MJ-000	1,524.26	663-164006MJ-000	1,794.85	85
14 x 8		662-164008MJ-000	1,980.03	663-164008MJ-000	2,649.08	106
14 x 10		662-164010MJ-000	2,629.21	663-164010MJ-000	2,751.22	114
14 x 12		662-164012MJ-000	2,900.47	663-164012MJ-000	3,024.68	145



TAPPING SLEEVES



662 & 663 STAINLESS STEEL TAPPING SLEEVES WITH MJ OUTLET
 Size on size and reducing



Nominal Size Pipe x Flg. Outlet Inches	O.D. Range Inches	Carbon Steel Flexi-Coat®Epoxy Coated Flange		304 Stainless Steel Flange		Approx. Weight lbs.
		Catalog Number	List Price	Catalog Number	List Price	
16 x 4	17.40-17.80	662-174004MJ-000	1,752.08	663-174004MJ-000	2,003.18	83
16 x 6		662-174006MJ-000	1,853.60	663-174006MJ-000	2,311.73	91
16 x 8		662-174008MJ-000	2,154.17	663-174008MJ-000	2,649.08	114
16 x 10		662-174010MJ-000	2,952.74	663-174010MJ-000	3,074.75	120
16 x 12		662-174012MJ-000	3,141.81	663-174012MJ-000	3,453.14	158
16-18 x 4	18.60-19.20	662-187004MJ-000	1,752.08	663-187004MJ-000	2,003.18	83
16-18 x 6		662-187006MJ-000	1,853.60	663-187006MJ-000	2,311.73	91
16-18 x 8		662-187008MJ-000	2,154.17	663-187008MJ-000	2,649.08	114
16-18 x 10		662-187010MJ-000	2,952.74	663-187010MJ-000	3,074.75	120
16-18 x 12		662-187012MJ-000	3,141.81	663-187012MJ-000	3,453.14	158
18-20 x 4	19.50-20.10	662-195004MJ-000	1,793.99	663-195004MJ-000	2,132.63	83
18-20 x 6		662-195006MJ-000	1,894.22	663-195006MJ-000	2,583.42	91
18-20 x 8		662-195008MJ-000	2,171.97	663-195008MJ-000	2,808.79	114
18-20 x 10		662-195010MJ-000	3,035.98	663-195010MJ-000	3,287.77	120
18-20 x 12		662-195012MJ-000	3,224.83	663-195012MJ-000	3,938.63	158
18-20 x 4	20.90-21.59	662-209004MJ-000	1,793.99	663-209004MJ-000	2,132.63	84
18-20 x 6		662-209006MJ-000	1,894.22	663-209006MJ-000	2,583.42	91
18-20 x 8		662-209008MJ-000	2,171.97	663-209008MJ-000	2,808.79	116
18-20 x 10		662-209010MJ-000	3,035.98	663-209010MJ-000	3,287.77	123
18-20 x 12		662-209012MJ-000	3,224.83	663-209012MJ-000	3,938.63	160
20 x 4	21.60-22.40	662-216004MJ-000	2,081.23	663-216004MJ-000	2,214.33	94
20 x 6		662-216006MJ-000	2,183.39	663-216006MJ-000	2,664.02	103
20 x 8		662-216008MJ-000	2,621.99	663-216008MJ-000	2,846.51	129
20 x 10		662-216010MJ-000	3,499.40	663-216010MJ-000	3,751.19	136
20 x 12		662-216012MJ-000	3,688.46	663-216012MJ-000	4,260.01	173
20-24 x 4	23.50-24.20	662-235004MJ-000	\$2,190.41	663-235004MJ-000	\$2,419.15	101
20-24 x 6		662-235006MJ-000	2,291.75	663-235006MJ-000	2,542.39	109
20-24 x 8		662-235008MJ-000	2,743.25	663-235008MJ-000	2,951.59	133
20-24 x 10		662-235010MJ-000	3,594.41	663-235010MJ-000	3,803.45	142
20-24 x 12		662-235012MJ-000	3,819.85	663-235012MJ-000	4,065.25	182
24 x 4	25.80-26.60	662-258004MJ-000	2,380.79	663-258004MJ-000	2,733.57	101
24 x 6		662-258006MJ-000	2,488.64	663-258006MJ-000	2,815.47	122
24 x 8		662-258008MJ-000	2,826.67	663-258008MJ-000	3,035.03	133
24 x 10		662-258010MJ-000	3,945.32	663-258010MJ-000	4,117.89	142
24 x 12		662-258012MJ-000	4,149.29	663-258012MJ-000	4,700.77	182
24 x 4	28.30-29.00	662-283004MJ-000	2,380.79	663-283004MJ-000	2,733.57	109
24 x 6		662-283006MJ-000	2,488.64	663-283006MJ-000	2,815.53	118
24 x 8		662-283008MJ-000	2,826.67	663-283008MJ-000	3,035.03	144
24 x 10		662-283010MJ-000	3,945.32	663-283010MJ-000	4,117.89	153
24 x 12		662-283012MJ-000	4,149.29	663-283012MJ-000	4,700.77	198

Larger size tapping sleeves available.



TAPPING SLEEVES



664 & 665 STAINLESS STEEL TAPPING SLEEVES

Size on size and reducing with removable bolts & nuts



Nominal Size Pipe x Flg. Outlet Inches	O.D. Range Inches	Carbon Steel Flexi-Coat® Epoxy Coated Flange		304 Stainless Steel Flange		Approx. Weight lbs.
		Catalog Number	List Price	Catalog Number	List Price	
4 x 4	4.50-4.80	664-04800400-200	\$736.67	665-04800400-200	\$803.54	32
	4.80-5.10	664-05000400-200	736.67	665-05000400-200	803.51	32
6 x 4	6.59-6.99	664-06630400-000	722.45	665-06630400-000	925.50	55
6 x 6		664-06630600-200	826.26	665-06630600-200	991.53	61
6 x 4	6.84-7.30	664-06900400-000	722.45	665-06900400-000	925.50	55
6 x 6		664-06900600-200	826.26	665-06900600-200	991.53	61
6 x 4	7.10-7.50	664-07200400-000	722.45	665-07200400-000	925.50	55
6 x 6		664-07200600-200	826.26	665-07200600-200	991.53	61
6 x 4	7.40-7.80	664-07450400-000	722.45	665-07450400-000	925.50	55
6 x 6		664-07450600-200	826.26	665-07450600-200	991.53	61
8 x 4	7.90-8.30	664-08000400-000	794.92	665-08000400-000	953.47	64
8 x 6		664-08000600-000	832.89	665-08000600-000	1,033.45	72
8 x 4	8.65-9.06	664-08630400-000	794.92	665-08630400-000	953.47	64
8 x 6		664-08630600-000	832.89	665-08630600-000	1,033.45	72
8 x 8		664-08630800-200	1,050.56	665-08630800-200	1,323.45	93
8 x 4	8.99-9.45	664-09050400-000	794.92	665-09050400-000	953.47	64
8 x 6		664-09050600-000	832.89	665-09050600-000	1,033.45	72
8 x 8		664-09050800-200	1,050.56	665-09050800-200	1,323.45	93
8 x 4	9.20-9.60	664-09450400-000	794.92	665-09450400-000	953.47	64
8 x 6		664-09450600-000	832.78	665-09450600-000	1,033.45	72
8 x 8		664-09450800-200	1,050.56	665-09450800-200	1,323.45	93
8 x 4	9.60-10.00	664-09650400-000	794.92	665-09650400-000	953.47	64
8 x 6		664-09650600-000	832.89	665-09650600-000	1,033.45	72
8 x 8		664-09650800-200	1,050.56	665-09650800-200	1,323.45	93
10 x 4	9.90-10.30	664-10000400-000	836.16	665-10000400-000	1,105.02	61
10 x 6		664-10000600-000	872.47	665-10000600-000	1,196.51	65
10 x 8		664-10000800-000	1,060.45	665-10000800-000	1,453.78	88
10 x 4	10.73-11.13	664-10750400-000	836.16	665-10750400-000	1,105.02	61
10 x 6		664-10750600-000	872.47	665-10750600-000	1,196.51	65
10 x 8		664-10750800-000	1,060.45	665-10750800-000	1,453.78	88
10 x 10		664-10751000-200	1,798.59	665-10751000-200	2,221.05	95
10 x 4	11.05-11.45	664-11100400-000	836.16	665-11100400-000	1,105.02	61
10 x 6		664-11100600-000	872.47	665-11100600-000	1,196.51	65
10 x 8		664-11100800-000	1,060.45	665-11100800-000	1,453.78	88
10 x 10		664-11101000-200	1,798.59	665-11101000-200	2,221.05	95
10 x 4	11.70-12.10	664-11750400-000	836.16	665-11750400-000	1,105.02	61
10 x 6		664-11750600-000	872.47	665-11750600-000	1,196.51	65
10 x 8		664-11750800-000	1,060.45	665-11750800-000	1,453.78	88
10 x 10		664-11751000-200	1,798.59	665-11751000-200	2,221.05	95
10 x 4	12.00-12.40	664-12000400-000	836.16	665-12000400-000	1,105.02	61
10 x 6		664-12000600-000	872.47	665-12000600-000	1,196.51	65
10 x 8		664-12000800-000	1,060.45	665-12000800-000	1,453.78	88
10 x 10		664-12001000-200	1,798.59	665-12001000-200	2,221.05	95



TAPPING SLEEVES



664 & 665 STAINLESS STEEL TAPPING SLEEVES

Size on size and reducing with removable bolts & nuts



Nominal Size Pipe x Flg. Outlet Inches	O.D. Range Inches	Carbon Steel Flexi-Coat® Epoxy Coated Flange		304 Stainless Steel Flange		Approx. Weight lbs.
		Catalog Number	List Price	Catalog Number	List Price	
12 x 4	12.50-12.90	664-12750400-000	\$895.51	665-12750400-000	\$1,233.31	65
12 x 6		664-12750600-000	961.52	665-12750600-000	1,367.36	69
12 x 8		664-12750800-000	1,146.09	665-12750800-000	1,715.53	95
12 x 10		664-12751000-000	1,876.67	665-12751000-000	2,176.95	101
12 x 12		664-12751200-200	2,042.83	665-12751200-200	2,523.65	138
12 x 4	13.16-13.56	664-13200400-000	895.51	665-13200400-000	1,233.31	65
12 x 6		664-13200600-000	961.52	665-13200600-000	1,367.36	69
12 x 8		664-13200800-000	1,146.09	665-13200800-000	1,715.53	95
12 x 10		664-13201000-000	1,876.67	665-13201000-000	2,176.95	101
12 x 12		664-13201200-200	2,042.83	665-13201200-200	2,523.65	138
12 x 4	13.60-14.09	664-13820400-000	895.51	665-13820400-000	1,233.31	65
12 x 6		664-13820600-000	961.51	665-13820600-000	1,367.36	69
12 x 8		664-13820800-000	1,146.09	665-13820800-000	1,715.53	95
12 x 10		664-13821000-000	1,889.70	665-13821000-000	2,176.95	101
12 x 12		664-13821200-200	2,042.83	665-13821200-200	2,523.65	138
12 x 4	14.10-14.58	664-14250400-000	895.51	665-14250400-000	1,233.31	65
12 x 6		664-14250600-000	961.51	665-14250600-000	1,367.36	69
12 x 8		664-14250800-000	1,146.09	665-14250800-000	1,715.53	95
12 x 10		664-14251000-000	1,889.70	665-14251000-000	2,176.95	101
12 x 12		664-14251200-200	2,042.83	665-14251200-200	2,523.65	138
14 x 4	15.30-15.80	664-15300400-000	1,364.51	665-15300400-000	1,562.85	63
14 x 6		664-15300600-000	1,414.89	665-15300600-000	1,685.46	67
14 x 8		664-15300800-000	1,846.33	665-15300800-000	2,109.67	90
14 x 10		664-15301000-000	2,483.37	665-15301000-000	2,605.37	113
14 x 12		664-15301200-000	2,730.32	665-15301200-000	2,854.53	128
14 x 4	15.80-16.30	664-16000400-000	1,364.51	665-16000400-000	1,562.85	64
14 x 6		664-16000600-000	1,414.89	665-16000600-000	1,685.46	69
14 x 8		664-16000800-000	1,846.33	665-16000800-000	2,109.67	91
14 x 10		664-16001000-000	2,483.37	665-16001000-000	2,605.37	115
14 x 12		664-16001200-000	2,730.32	665-16001200-000	2,854.53	130
14 x 4	16.40-16.80	664-16400400-000	1,364.51	665-16400400-000	1,562.85	66
14 x 6		664-16400600-000	1,414.89	665-16400600-000	1,685.46	69
14 x 8		664-16400800-000	1,846.33	665-16400800-000	2,109.67	95
14 x 10		664-16401000-000	2,483.37	665-16401000-000	2,605.37	116
14 x 12		664-16401200-000	2,730.32	665-16401200-000	2,854.53	132
16 x 4	17.40-17.80	664-17400400-000	1,691.31	665-17400400-000	1,942.41	68
16 x 6		664-17400600-000	1,744.21	665-17400600-000	2,202.34	71
16 x 8		664-17400800-000	2,020.47	665-17400800-000	2,393.84	95
16 x 10		664-17401000-000	2,806.89	665-17401000-000	2,928.90	120
16 x 12		664-17401200-000	2,971.66	665-17401200-000	3,282.98	135



TAPPING SLEEVES



664 & 665 STAINLESS STEEL TAPPING SLEEVES

Size on size and reducing with removable bolts & nuts



Nominal Size Pipe x Flg. Outlet Inches	O.D. Range Inches	Carbon Steel Flexi-Coat® Epoxy Coated		304 Stainless Steel Flange		Approx. Weight lbs.
		Catalog Number	List Price	Catalog Number	List Price	
16-18 x 4 16-18 x 6 16-18 x 8 16-18 x 10 16-18 x 12	18.60-19.20	664-18700400-000	\$1,691.31	665-18700400-000	\$1,942.41	70
		664-18700600-000	1,744.21	665-18700600-000	2,202.34	73
		664-18700800-000	2,020.47	665-18700800-000	2,393.84	98
		664-18701000-000	2,806.89	665-18701000-000	2,928.90	123
		664-18701200-000	2,971.66	665-18701200-000	3,282.98	138
18-20 x 4 18-20 x 6 18-20 x 8 18-20 x 10 18-20 x 12	19.50-20.10	664-19500400-000	1,733.22	665-19500400-000	2,071.86	71
		664-19500600-000	1,784.83	665-19500600-000	2,474.03	75
		664-19500800-000	2,038.27	665-19500800-000	2,675.10	100
		664-19501000-000	2,890.14	665-19501000-000	3,141.93	126
		664-19501200-000	3,054.67	665-19501200-000	3,768.48	141
18-20 x 4 18-20 x 6 18-20 x 8 18-20 x 10 18-20 x 12	20.90-21.59	664-20900400-000	1,733.22	665-20900400-000	2,071.86	93
		664-20900600-000	1,784.83	665-20900600-000	2,474.03	96
		664-20900800-000	2,038.27	665-20900800-000	2,675.10	127
		664-20901000-000	2,890.14	665-20901000-000	3,141.93	134
		664-20901200-000	3,054.67	665-20901200-000	3,768.48	150
20 x 4 20 x 6 20 x 8 20 x 10 20 x 12	21.60-22.40	664-21600400-000	2,020.45	665-21600400-000	2,153.57	94
		664-21600600-000	2,074.00	665-21600600-000	2,554.64	98
		664-21600800-000	2,488.30	665-21600800-000	2,712.81	127
		664-21601000-000	3,353.55	665-21601000-000	3,605.33	136
		664-21601200-000	3,518.31	665-21601200-000	4,089.86	150
20-24 x 4 20-24 x 6 20-24 x 8 20-24 x 10 20-24 x 12	23.50-24.20	664-23500400-000	2,129.64	665-23500400-000	2,358.38	99
		664-23500600-000	2,182.36	665-23500600-000	2,433.00	102
		664-23500800-000	2,609.55	665-23500800-000	2,817.90	133
		664-23501000-000	3,485.03	665-23501000-000	3,657.60	142
		664-23501200-000	3,649.70	665-23501200-000	3,895.10	156
24 x 4 24 x 6 24 x 8 24 x 10 24 x 12	25.80-26.60	664-25800400-000	2,320.02	665-25800400-000	2,480.00	105
		664-25800600-000	2,379.25	665-25800600-000	2,727.65	108
		664-25800800-000	2,692.98	665-25800800-000	2,727.65	140
		664-25801000-000	3,799.47	665-25801000-000	3,657.60	149
		664-25801200-000	3,979.13	665-25801200-000	4,201.19	164
24 x 4 24 x 6 24 x 8 24 x 10 24 x 12	28.30-29.00	664-28300400-000	2,320.02	665-28300400-000	2,480.00	111
		664-28300600-000	2,379.25	665-28300600-000	2,509.25	114
		664-28300800-000	2,692.98	665-28300800-000	2,817.90	148
		664-28301000-000	3,799.47	665-28301000-000	3,657.60	157
		664-28301200-000	3,979.13	665-28301200-000	4,201.19	171

Larger size tapping sleeves available.



TAPPING SLEEVES



664 & 665 STAINLESS STEEL TAPPING SLEEVES WITH MJ OUTLET

Size on size and reducing with removable bolts & nuts



Nominal Size Pipe x Flg. Outlet Inches	O.D. Range Inches	Carbon Steel Flexi-Coat® Epoxy Coated Flange		304 Stainless Steel Flange		Approx. Weight lbs.
		Catalog Number	List Price	Catalog Number	List Price	
4 x 4	4.50-4.80	664-048004MJ-200	\$797.43	665-048004MJ-200	\$972.15	42
4 x 4	4.80-5.10	664-050004MJ-200	797.43	665-050004MJ-200	972.15	42
6 x 4	6.59-6.99	664-066304MJ-000	783.23	665-066304MJ-000	986.28	61
6 x 6		664-066306MJ-200	935.63	665-066306MJ-200	1,100.91	70
6 x 4	6.84-7.30	664-069004MJ-000	783.23	665-069004MJ-000	986.28	61
6 x 6		664-069006MJ-200	935.63	665-069006MJ-200	1,100.91	70
6 x 4	7.10-7.50	664-072004MJ-000	783.23	665-072004MJ-000	986.28	61
6 x 6		664-072006MJ-200	935.63	665-072006MJ-200	1,100.91	70
6 x 4	7.40-7.80	664-074504MJ-000	783.23	665-074504MJ-000	986.28	61
6 x 6		664-074506MJ-200	935.63	665-074506MJ-200	1,100.91	70
8 x 4	7.90-8.30	664-080004MJ-000	855.69	665-080004MJ-000	1,014.24	70
8 x 6		664-080006MJ-000	942.28	665-080006MJ-000	1,142.72	81
8 x 4	8.65-9.06	664-086304MJ-000	855.69	665-086304MJ-000	1,014.24	70
8 x 6		664-086306MJ-000	942.28	665-086306MJ-000	1,142.72	81
8 x 8		664-086308MJ-200	1,184.25	665-086308MJ-200	1,457.15	104
8 x 4	8.99-9.45	664-090504MJ-000	855.69	665-090504MJ-000	1,014.24	70
8 x 6		664-090506MJ-000	942.28	665-090506MJ-000	1,142.72	81
8 x 8		664-090508MJ-200	1,184.25	665-090508MJ-200	1,457.15	104
8 x 4	9.20-9.60	664-094504MJ-000	855.69	665-094504MJ-000	1,014.24	70
8 x 6		664-094506MJ-000	942.28	665-094506MJ-000	1,142.72	81
8 x 8		664-094508MJ-200	1,184.25	665-094508MJ-200	1,457.15	104
8 x 4	9..60-10.00	664-096504MJ-000	855.69	665-096504MJ-000	1,014.24	70
8 x 6		664-096506MJ-000	942.28	665-096506MJ-000	1,142.72	81
8 x 8		664-096508MJ-200	1,184.25	665-096508MJ-200	1,457.15	104
10 x 4	9.90-10.30	664-100004MJ-000	896.92	665-100004MJ-000	1,165.78	67
10 x 6		664-100006MJ-000	981.86	665-100006MJ-000	1,305.89	74
10 x 8		664-100008MJ-000	1,194.14	665-100008MJ-000	1,587.47	99
10 x 4	10.73-11.13	664-107504MJ-000	896.92	665-107504MJ-000	1,165.78	67
10 x 6		664-107506MJ-000	981.86	665-107506MJ-000	1,305.89	74
10 x 8		664-107508MJ-000	1,194.14	665-107508MJ-000	1,587.47	99
10 x 10		664-107510MJ-200	1,944.43	665-107510MJ-200	2,366.90	107
10 x 4	11.05-11.45	664-111004MJ-000	896.92	665-111004MJ-000	1,165.78	67
10 x 6		664-111006MJ-000	981.86	665-111006MJ-000	1,305.89	74
10 x 8		664-111008MJ-000	1,194.14	665-111008MJ-000	1,587.47	99
10 x 10		664-111010MJ-200	1,944.43	665-111010MJ-200	2,366.90	107
10 x 4	11.70-12.10	664-117504MJ-000	896.92	665-117504MJ-000	1,165.78	67
10 x 6		664-117506MJ-000	981.86	665-117506MJ-000	1,305.89	74
10 x 8		664-117508MJ-000	1,194.14	665-117508MJ-000	1,587.47	99
10 x 10		664-117510MJ-200	1,944.43	665-117510MJ-200	2,366.90	107



TAPPING SLEEVES



664 & 665 STAINLESS STEEL TAPPING SLEEVES WITH MJ OUTLET

Size on size and reducing with removable bolts & nuts



Nominal Size Pipe x Flg. Outlet Inches	O.D. Range Inches	Carbon Steel Flexi-Coat® Epoxy Coated Flange		304 Stainless Steel Flange		Approx. Weight lbs.
		Catalog Number	List Price	Catalog Number	List Price	
10 x 4	12.00-12.40	664-120004MJ-000	\$896.92	665-120004MJ-000	\$1,165.78	67
10 x 6		664-120006MJ-000	981.86	665-120006MJ-000	1,305.89	74
10 x 8		664-120008MJ-000	1,194.14	665-120008MJ-000	1,587.47	99
10 x 10		664-120010MJ-200	1,944.43	665-120010MJ-200	2,366.90	107
12 x 4	12.50-12.90	664-127504MJ-000	956.29	665-127504MJ-000	1,294.07	71
12 x 6		664-127506MJ-000	1,070.91	665-127506MJ-000	1,476.74	78
12 x 8		664-127508MJ-000	1,290.69	665-127508MJ-000	1,849.23	106
12 x 10		664-127510MJ-000	2,022.51	665-127510MJ-000	2,322.80	113
12 x 12		664-127512MJ-200	2,212.98	665-127512MJ-200	2,693.81	151
12 x 4	13.16-13.56	664-132004MJ-000	956.29	665-132004MJ-000	1,294.07	71
12 x 6		664-132006MJ-000	1,070.91	665-132006MJ-000	1,476.74	78
12 x 8		664-132008MJ-000	1,279.78	665-132008MJ-000	1,849.23	106
12 x 10		664-132010MJ-000	2,022.51	665-132010MJ-000	2,322.80	113
12 x 12		664-132012MJ-200	2,212.98	665-132012MJ-200	2,693.81	151
12 x 4	13.60-14.09	664-138204MJ-000	956.29	665-138204MJ-000	1,294.08	71
12 x 6		664-138206MJ-000	1,070.91	665-138206MJ-000	1,476.74	78
12 x 8		664-138208MJ-000	1,279.78	665-138208MJ-000	1,849.23	106
12 x 10		664-138210MJ-000	2,022.51	665-138210MJ-000	2,322.80	113
12 x 12		664-138212MJ-200	2,212.98	665-138212MJ-200	2,693.81	151
12 x 4	14.10-14.58	664-142504MJ-000	956.29	665-142504MJ-000	1,294.07	71
12 x 6		664-142506MJ-000	1,070.91	665-142506MJ-000	1,476.74	78
12 x 8		664-142508MJ-000	1,279.78	665-142508MJ-000	1,849.23	106
12 x 10		664-142510MJ-000	2,022.51	665-142510MJ-000	2,322.80	113
12 x 12		664-142512MJ-200	2,212.98	665-142512MJ-200	2,693.81	151
14 x 4	15.30-15.80	664-153004MJ-000	1,425.27	665-153004MJ-000	1,623.62	69
14 x 6		664-153006MJ-000	1,524.26	665-153006MJ-000	1,794.85	76
14 x 8		664-153008MJ-000	1,980.03	665-153008MJ-000	2,243.36	101
14 x 10		664-153010MJ-000	2,629.21	665-153010MJ-000	2,751.22	125
14 x 12		664-153012MJ-000	2,900.47	665-153012MJ-000	3,024.68	141
14 x 4	15.80-16.30	664-160004MJ-000	1,425.27	665-160004MJ-000	1,623.62	70
14 x 6		664-160006MJ-000	1,524.26	665-160006MJ-000	1,794.85	77
14 x 8		664-160008MJ-000	1,980.03	665-160008MJ-000	2,243.36	102
14 x 10		664-160010MJ-000	2,629.21	665-160010MJ-000	2,751.22	127
14 x 12		664-160012MJ-000	2,900.47	665-160012MJ-000	3,024.68	143
14 x 4	16.40-16.80	664-164004MJ-000	1,425.27	665-164004MJ-000	1,623.62	72
14 x 6		664-164006MJ-000	1,524.26	665-164006MJ-000	1,794.85	78
14 x 8		664-164008MJ-000	1,980.03	665-164008MJ-000	2,243.36	104
14 x 10		664-164010MJ-000	2,629.21	665-164010MJ-000	2,751.22	128
14 x 12		664-164012MJ-000	2,900.47	665-164012MJ-000	3,024.68	145
16 x 4	17.40-17.80	664-174004MJ-000	1,752.08	665-174004MJ-000	2,003.18	74
16 x 6		664-174006MJ-000	1,853.60	665-174006MJ-000	2,311.73	80
16 x 8		664-174008MJ-000	2,154.17	665-174008MJ-000	2,527.53	106
16 x 10		664-174010MJ-000	2,952.74	665-174010MJ-000	3,074.75	132
16 x 12		664-174012MJ-000	3,141.81	665-174012MJ-000	3,453.14	148



TAPPING SLEEVES



664 & 665 STAINLESS STEEL TAPPING SLEEVES WITH MJ OUTLET

Size on size and reducing with removable bolts & nuts

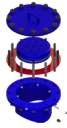


Nominal Size Pipe x Flg. Outlet Inches	O.D. Range Inches	Carbon Steel Flexi-Coat® Epoxy Coated Flange		304 Stainless Steel Flange		Approx. Weight lbs.
		Catalog Number	List Price	Catalog Number	List Price	
16-18 x 4	18.60-19.20	664-187004MJ-000	\$1,752.08	665-187004MJ-000	\$2,003.18	76
16-18 x 6		664-187006MJ-000	1,853.60	665-187006MJ-000	2,311.73	82
16-18 x 8		664-187008MJ-000	2,154.17	665-187008MJ-000	2,527.53	109
16-18 x 10		664-187010MJ-000	2,952.74	665-187010MJ-000	3,074.75	135
16-18 x 12		664-187012MJ-000	3,141.81	665-187012MJ-000	3,453.14	151
18-20 x 4	19.50-20.10	664-195004MJ-000	1,793.99	665-195004MJ-000	2,132.63	77
18-20 x 6		664-195006MJ-000	1,894.22	665-195006MJ-000	2,474.03	84
18-20 x 8		664-195008MJ-000	2,171.97	665-195008MJ-000	2,808.79	111
18-20 x 10		664-195010MJ-000	3,035.98	665-195010MJ-000	3,287.77	138
18-20 x 12		664-195012MJ-000	3,224.83	665-195012MJ-000	3,938.63	154
18-20 x 4	20.90-21.59	664-209004MJ-000	1,793.99	665-209004MJ-000	2,132.63	99
18-20 x 6		664-209006MJ-000	1,894.22	665-209006MJ-000	2,583.42	105
18-20 x 8		664-209008MJ-000	2,171.97	665-209008MJ-000	2,808.79	136
18-20 x 10		664-209010MJ-000	3,035.98	665-209010MJ-000	3,287.77	146
18-20 x 12		664-209012MJ-000	3,224.83	665-209012MJ-000	3,938.63	161
20 x 4	21.60-22.40	664-216004MJ-000	2,081.23	665-216004MJ-000	2,214.33	100
20 x 6		664-216006MJ-000	2,183.39	665-216006MJ-000	2,664.02	107
20 x 8		664-216008MJ-000	2,621.99	665-216008MJ-000	2,846.51	138
20 x 10		664-216010MJ-000	3,499.40	665-216010MJ-000	3,751.19	148
20 x 12		664-216012MJ-000	3,688.46	665-216012MJ-000	4,260.01	163
20-24 x 4	23.50-24.20	664-235004MJ-000	2,190.41	665-235004MJ-000	2,419.15	105
20-24 x 6		664-235006MJ-000	2,291.75	665-235006MJ-000	2,542.39	111
20-24 x 8		664-235008MJ-000	2,743.25	665-235008MJ-000	2,951.59	144
20-24 x 10		664-235010MJ-000	3,630.88	665-235010MJ-000	3,803.45	156
20-24 x 12		664-235012MJ-000	3,819.85	665-235012MJ-000	4,065.25	169
24 x 4	25.80-26.60	664-258004MJ-000	2,380.79	665-258004MJ-000	2,540.77	111
24 x 6		664-258006MJ-000	2,488.64	665-258006MJ-000	2,618.64	117
24 x 8		664-258008MJ-000	2,826.67	665-258008MJ-000	2,951.59	151
24 x 10		664-258010MJ-000	4,066.86	665-258010MJ-000	3,803.45	161
24 x 12		664-258012MJ-000	4,149.29	665-258012MJ-000	4,371.34	177
24 x 4	28.30-29.00	664-283004MJ-000	2,380.79	665-283004MJ-000	2,540.77	117
24 x 6		664-283006MJ-000	2,488.64	665-283006MJ-000	2,618.64	123
24 x 8		664-283008MJ-000	2,826.67	665-283008MJ-000	2,951.59	159
24 x 10		664-283010MJ-000	4,066.86	665-283010MJ-000	3,803.45	169
24 x 12		664-283012MJ-000	4,149.29	665-283012MJ-000	4,371.34	184

Larger size tapping sleeves available.



TAPPING SLEEVES



68X LINE STOP OUTLETS FOR TAPPING SLEEVES
For Line Stopping & Plugging Size on Size



Nominal Size Pipe x Flg. Outlet Inches	O.D. Range Inches	Epoxy Coated, Carbon Steel, Carbon Plate, Alloy Bolts & Nuts		Epoxy Coated, Carbon Steel, Carbon Plate, 304 Stainless Steel Bolts & Nuts		Approx. Weight lbs.
		Catalog Number	List Price 110	Catalog Number	List Price 212	
4 x 4	4.74-4.86	68X-04800400-110	P.O.A.	68X-04800400-212	P.O.A.	50
4 x 4	5.10-5.35	68X-05100400-110	P.O.A.	68X-05100400-212	P.O.A.	50
6 x 6	6.57-6.73	68X-06630600-110	P.O.A.	68X-06630600-212	P.O.A.	115
6 x 6	6.84-7.10	68X-06900600-110	P.O.A.	68X-06900600-212	P.O.A.	115
6 x 6	7.00-7.20	68X-07100600-110	P.O.A.	68X-07100600-212	P.O.A.	115
8 x 8	8.36-8.75	68X-08630800-110	P.O.A.	68X-08630800-212	P.O.A.	175
8 x 8	8.98-9.30	68X-09050800-110	P.O.A.	68X-09050800-212	P.O.A.	175
8 x 8	9.40-9.60	68X-09400800-110	P.O.A.	68X-09400800-212	P.O.A.	175
10 x 10	10.45-10.88	68X-10751000-110	P.O.A.	68X-10751000-212	P.O.A.	220
10 x 10	11.03-11.30	68X-11101000-110	P.O.A.	68X-11101000-212	P.O.A.	220
10 x 10	11.36-11.80	68X-11401000-110	P.O.A.	68X-11401000-212	P.O.A.	220
12 x 12	12.63-12.88	68X-12751200-110	P.O.A.	68X-12751200-212	P.O.A.	300
12 x 12	13.12-13.37	68X-13201200-110	P.O.A.	68X-13201200-212	P.O.A.	300
12 x 12	14.20-14.40	68X-14251200-110	P.O.A.	68X-14251200-212	P.O.A.	300


12"-24" Pin Style Line Stop available in 687 and 689 series.

Line Stop Model	Tapping Sleeve Body Style
682	662
683	663
684	664
685	665
687	622
689	625

Non Returnable Specials



FLANGED COUPLING ADAPTERS



912 OMNI FLANGED COUPLING ADAPTERS

Ductile (OMNI Compatible Gasket) Electro-Galvanized Bolts & Nuts

(Uses Studs instead of Cross Bolts)




Nominal Size Inches	O.D. Range Inches	Catalog Number	List Price	Optional Anchor Studs			Approx. Weight lbs.
				Qty.	Catalog Number with Anchor Studs	List Price	
3	2.85-3.13	912-90031303-000	\$239.36	2	-	-	17
	3.44-3.62	912-90035003-000	239.36	2	912-90035003-100	\$327.59	17
	3.80-3.96	912-90039603-000	239.36	2	912-90039603-100	327.59	17
	3.97-4.14	912-90041403-000	239.36	2	912-90041403-100	327.59	17
4	4.00-4.15	912-90041504-000	298.85	2	-	-	23
	4.22-4.50	912-90045004-000	298.85	2	912-90045004-100	385.06	23
	4.46-4.86	912-90048604-000	298.85	2	912-90048604-100	385.06	23
	4.80-5.10	912-90051004-000	298.85	2	912-90051004-100	385.06	23
6	6.00-6.15	912-90061506-000	381.61	2	-	-	33
	6.28-6.63	912-90066306-000	381.61	2	912-90066306-100	477.06	33
	6.56-6.96	912-90069606-000	381.61	2	912-90069606-100	477.06	33
	6.90-7.20	912-90072006-000	381.61	2	912-90072006-100	477.06	33
8	8	912-90080008-000	523.82	2	-	-	46
	8.40-8.63	912-90086308-000	523.82	2	912-90086308-100	612.07	46
	8.54-9.11	912-90091108-000	523.82	2	912-90091108-100	612.07	46
	9.05-9.40	912-90094008-000	523.82	2	912-90094008-100	612.07	46
10	10	912-90100010-000	948.29	-	-	-	67
	10.50-10.75	912-90107510-000	948.29	4	912-90107510-200	1,066.11	67
	11.10-11.60	912-90116010-000	948.29	4	912-90116010-200	1,066.11	67
	11.65-11.88	912-90118810-000	948.29	-	-	-	67
	11.90-11.95	912-90119510-000	948.29	-	-	-	67
12	12	912-90120012-000	1,054.61	-	-	-	90
	12.50-12.75	912-90127512-000	1,054.61	6	912-90127512-300	1,229.88	90
	13.20-13.50	912-90135012-000	1,054.61	6	912-90135012-300	1,229.88	90
	13.51-13.75	912-90137512-000	1,054.61	-	-	-	90
	13.90-14.20	912-90142012-000	1,054.61	-	-	-	90

*This is the thrust rating of the studs, not the FCA itself. Stainless Steel Anchor Studs-priced on application.

Flanged Coupling Adapters are shipped without anchor studs, unless they are specifically requested.



FLANGED COUPLING ADAPTERS



912 OMNI FLANGED COUPLING ADAPTERS

Ductile, Stainless Steel Bolts & Nuts

(Uses Studs instead of Cross Bolts)




Nominal Size Inches	O.D. Range Inches	304 Stainless Steel		316 Stainless Steel		Approx. Weight lbs.
		Catalog Number	List Price	Catalog Number	List Price	
3	2.85-3.13	912-90031303-031	\$332.00	912-90031303-043	\$349.18	17
	3.44-3.62	912-90035003-031	332.00	912-90035003-043	\$349.18	17
	3.80-3.96	912-90039603-031	332.00	912-90039603-043	\$349.18	17
	3.97-4.14	912-90041403-031	332.00	912-90041403-043	\$349.18	17
4	4.00-4.15	912-90041504-031	485.51	912-90041504-043	\$509.13	23
	4.22-4.50	912-90045004-031	485.51	912-90045004-043	\$509.13	23
	4.46-4.86	912-90048604-031	485.51	912-90048604-043	\$509.13	23
	4.80-5.10	912-90051004-031	485.51	912-90051004-043	\$509.13	23
6	6.00-6.15	912-90061506-031	615.29	912-90061506-043	\$660.30	33
	6.28-6.63	912-90066306-031	615.29	912-90066306-043	\$660.30	33
	6.56-6.96	912-90069606-031	615.29	912-90069606-043	\$660.30	33
	6.90-7.20	912-90072006-031	615.29	912-90072006-043	\$660.30	33
8	8.00	912-90080008-031	768.68	912-90080008-043	\$802.50	46
	8.40-8.63	912-90086308-031	768.68	912-90086308-043	\$802.50	46
	8.54-9.11	912-90091108-031	768.68	912-90091108-043	\$802.50	46
	9.05-9.40	912-90094008-031	768.68	912-90094008-043	\$802.50	46
10	10.00	912-90100010-031	1,166.15	912-90100010-043	\$1,313.71	67
	10.50-10.75	912-90107510-031	1,166.15	912-90107510-043	\$1,313.71	67
	11.10-11.60	912-90116010-031	1,166.15	912-90116010-043	\$1,313.71	67
	11.65-11.88	912-90118810-031	1,166.15	912-90118810-043	\$1,313.71	67
	11.90-11.95	912-90119510-031	1,166.15	912-90119510-043	\$1,313.71	67
12	12.00	912-90120012-031	1,580.38	912-90120012-043	\$1,785.46	90
	12.50-12.75	912-90127512-031	1,580.38	912-90127512-043	\$1,785.46	90
	13.20-13.50	912-90135012-031	1,580.38	912-90135012-043	\$1,785.46	90
	13.51-13.75	912-90137512-031	1,580.38	912-90137512-043	\$1,785.46	90
	13.90-14.20	912-90142012-031	1,580.38	912-90142012-043	\$1,785.46	90

*This is the thrust rating of the studs, not the FCA itself. Stainless Steel Anchor Studs—priced on application.

Flanged Coupling Adapters are shipped without anchor studs, unless they are specifically requested.



FLANGED COUPLING ADAPTERS



912 OMNI FLANGED COUPLING ADAPTERS

Ductile Bolts & Nuts

(Uses Cross Bolts and T Bolts)




Nominal Size Inches	O.D. Range Inches	Catalog Number	List Price	Optional Anchor Studs			Approx. Weight lbs.
				Qty.	Catalog Number with Anchor Studs	List Price	
3	2.85-3.13	912-91031303-000	\$241.51	2	-	-	17
	3.44-3.62	912-91035003-000	241.51	2	912-91035003-100	\$324.29	17
	3.80-3.96	912-91039603-000	241.51	2	912-91039603-100	324.29	17
	3.97-4.14	912-91041403-000	241.51	2	912-91041403-100	324.29	17
4	4.00-4.15	912-91041504-000	301.50	2	-	-	23
	4.22-4.50	912-91045004-000	301.50	2	912-91045004-100	381.16	23
	4.46-4.86	912-91048604-000	301.50	2	912-91048604-100	381.16	23
	4.80-5.10	912-91051004-000	301.50	2	912-91051004-100	381.16	23
6	6.00-6.15	912-91061506-000	385.06	2	-	-	33
	6.28-6.63	912-91066306-000	385.06	2	912-91066306-100	472.47	33
	6.56-6.96	912-91069606-000	385.06	2	912-91069606-100	472.47	33
	6.90-7.20	912-91072006-000	385.06	2	912-91072006-100	472.47	33
8	8.00	912-91080008-000	528.52	2	-	-	33
	8.40-8.63	912-91086308-000	528.52	2	912-91086308-100	605.90	46
	8.54-9.11	912-91091108-000	528.52	2	912-91091108-100	605.90	46
	9.05-9.40	912-91094008-000	528.52	2	912-91094008-100	605.90	46
10	10.00	912-91100010-000	956.79	4	-	-	67
	10.50-10.75	912-91107510-000	956.79	4	912-91107510-200	1,055.33	67
	11.10-11.60	912-91116010-000	956.79	4	912-91116010-200	1,055.33	67
	11.65-11.88	912-91118810-000	956.79	4	-	-	67
	11.90-11.95	912-91119510-000	956.79	4	-	-	67
12	12.00	912-91120012-000	1,064.05	4	-	-	90
	12.50-12.75	912-91127512-000	1,064.05	4	912-91127512-300	1,217.48	90
	13.20-13.50	912-91135012-000	1,064.05	4	912-91135012-300	1,217.48	90
	13.51-13.75	912-91137512-000	1,064.05	4	-	-	90
	13.90-14.20	912-91142012-000	1,064.05	4	-	-	90

*This is the thrust rating of the studs, not the FCA itself. Stainless Steel Anchor Studs - priced on application.

Flanged Coupling Adapters are shipped without anchor studs, unless they are specifically requested.



FLANGED COUPLING ADAPTERS




912 OMNI FLANGED COUPLING ADAPTERS Component Selection Chart



Nominal Size Inches	O.D. Range Inches	Flexi-Coat Epoxy		"O" Ring		Cplg. Gasket Number	Gasket List Price
		Body Number	List Price	Flange Gasket Number	List Price		
3	2.85-3.13	60265-045	\$116.34	30019-069	\$12.22	34610-069	\$15.91
	3.44-3.62	60265-045	116.34	30019-069	12.22	33829-069	15.91
	3.80-3.96	60265-045	116.34	30019-069	12.22	33830-069	15.91
	3.97-4.14	60265-045	116.34	30019-069	12.22	33831-069	15.91
4	4.00-4.15	60266-045	145.20	30023-069	9.78	33809-069	22.94
	4.22-4.50	60266-045	145.20	30023-069	9.78	33810-069	22.94
	4.46-4.86	60266-045	145.20	30023-069	9.78	34578-069	22.94
	4.80-5.10	60266-045	145.20	30023-069	9.78	33811-069	22.94
6	6.00-6.15	60267-045	178.32	30024-069	10.84	33801-069	29.98
	6.28-6.63	60267-045	178.32	30024-069	10.84	33802-069	29.98
	6.56-6.96	60267-045	178.32	30024-069	10.84	34579-069	29.98
	6.90-7.20	60267-045	178.32	30024-069	10.84	33803-069	29.98
8	8.00-8.16	60268-045	303.41	30025-069	15.72	33805-069	32.09
	8.40-8.63	60268-045	303.41	30025-069	15.72	33806-069	32.09
	8.54-9.11	60268-045	303.41	30025-069	15.72	34580-069	32.09
	9.05-9.40	60268-045	303.41	30025-069	15.72	33846-069	32.09
10	10.00	60269-045	608.16	30026-069	17.90	33860-069	43.97
	10.50-10.75	60269-045	608.16	30026-069	17.90	33813-069	43.97
	11.10-11.60	60269-045	608.16	30026-069	17.90	33814-069	43.97
	11.65-11.88	60269-045	608.16	30026-069	17.90	33815-069	43.97
	11.90-11.95	60269-045	608.16	30026-069	17.90	33816-069	43.97
12	12.00	60270-045	660.46	30027-069	19.82	33859-069	49.04
	12.50-12.75	60270-045	660.46	30027-069	19.82	33817-069	49.04
	13.20-13.50	60270-045	660.46	30027-069	19.82	33820-069	49.04
	13.51-13.75	60270-045	660.46	30027-069	19.82	33821-069	49.04
	13.90-14.20	60270-045	660.46	30027-069	19.82	33818-069	49.04



FLANGED COUPLING ADAPTERS



912 OMNI FLANGED COUPLING ADAPTERS Component Selection Chart




For use with 912 FCA OMNI Only

Nominal Size Inches	O.D. Range Inches	Cross Bolt		Tee Bolt	
		Part Number	List Price Each	Part Number	List Price Each
3	2.85-3.13	(4) 90809-037 5/8x7	\$8.75	-	-
	3.44-3.62				
	3.80-3.96				
	3.97-4.14				
4	4.00-4.15	(4) 90809-037 5/8x7	8.75	90812-037 5/8x3	\$6.01
	4.22-4.50				
	4.46-4.86				
	4.80-5.10				
6	6.00-6.15	(4) 90810-037 3/4x8	11.63	90813-037 3/4x3-1/4	8.58
	6.28-6.63				
	6.56-6.96				
	6.90-7.20				
8	8.00	(4) 90810-037 3/4x8	11.63	90813-037 3/4x3-1/14	8.58
	8.40-8.63				
	8.54-9.11				
	9.05-9.40				
10	10.00	(6) 90811-037 7/8x9	16.58	90814-037 7/8x3-3/4	11.63
	10.50-10.75				
	11.10-11.60				
	11.65-11.88				
12	11.90-11.95	(6) 90811-037 7/8x9	16.58	90814-037 7/8x3-3/4	11.63
	12.00				
	12.50-12.75				
	13.20-13.50				
	13.51-13.75				
	13.90-14.20				



FLANGED COUPLING ADAPTERS




912 OMNI FLANGED COUPLING ADAPTERS Component Selection Chart



Nominal Size Inches	O.D. Range Inches	Flexi-Coat Epoxy Follower Flange		Bolt or Stud Part Number (If Required)	Electro- Galvanized List Price -021	304 Stainless Steel List Price -002
		Part Number	List Price			
3	2.85-3.13	22137-045	\$21.08	(4) 90532	\$18.38	\$31.95
	3.44-3.62	22137-045	21.08	5/8 x 7	18.38	31.95
	3.80-3.96	22138-045	21.08	(4) 90532	18.38	31.95
	3.97-4.14	22138-045	21.08	5/8 x 7	18.38	31.95
4	4.00-4.15	22139-045	21.29	(4) 90364	5.40	12.17
	4.22-4.50	22139-045	21.29	5/8 x 3	5.40	12.17
	4.46-4.86	22575-045	21.29	(4) 90532	18.38	31.95
	4.80-5.10	22140-045	21.29	5/8 x 7	18.38	31.95
6	6.00-6.15	22576-045	41.98	(4) 90536	6.28	14.67
	6.28-6.63	22576-045	41.98	3/4 x 3 1/4	6.28	14.67
	6.56-6.96	22576-045	41.98	(4) 90533	22.65	43.41
	6.90-7.20	22142-045	41.98	3/4 x 8	22.65	43.41
8	8.00	22577-045	50.86	(4) 90536	6.28	14.67
	8.40-8.63	22577-045	50.86	3/4 x 3 1/4	6.28	14.67
	8.54-9.11	22577-045	50.86	(4) 90533	22.65	43.41
	9.05-9.40	22145-045	50.86	3/4 x 8	22.65	43.41
10	10.00	22147-045	70.27	(6) 90537	7.63	21.14
	10.50-10.75	22147-045	70.27	7/8 x 3 3/4/4	7.63	21.14
	11.10-11.60	22148-045	70.27		7.63	21.14
	11.65-11.88	22149-045	70.27	(6) 90534	24.48	52.54
	11.90-11.95	22149-045	70.27	7/8 x98	24.48	52.54
12	12.00	22150-045	117.10	(6) 90537	7.63	21.14
	12.50-12.75	22150-045	117.10	7/8 x 3 3/4	7.63	21.14
	13.20-13.50	22151-045	117.10		7.63	21.14
	13.51-13.75	22151-045	117.10	(6) 90534	24.48	52.54
	13.90-14.20	22152-045	117.10	7/8 x 9	24.48	52.54



FLANGED COUPLING ADAPTERS



912 OMNI FLANGED COUPLING ADAPTERS Component Selection Chart



Nominal Size Inches	Size Inches	Part Number	+ Nut-001	+ Nut -005	+ Nut-202
			Electro-Galvanized List Price	Alloy List Price	304 Stainless Steel List Price
3-4	5/8	100025	\$1.56	\$1.21	\$7.22
6-8	3/4	100032	2.06	1.71	13.57
10-12	7/8	100072	2.51	4.46	20.41

+ 3 Nuts Required for studs.

+ 1 Nut Required for flange bolts.



FLANGED COUPLING ADAPTERS



913 FLANGED COUPLING ADAPTERS

Steel with Alloy, 304 and 316 Stainless Steel Bolts & Nuts



Nom. Size In.	O.D. Range Inches	Alloy Bolts & Nuts		304 Stainless Steel Bolts & Nuts		316 Stainless Steel Bolts & Nuts		Approx. Weight lbs.	Flange Size Inches
		Catalog Number	List Price	Catalog Number	List Price	Catalog Number	List Price		
3	3.44-3.56	913-03500300-003	\$416.78	913-03500300-031	\$463.37	913-03500300-043	\$499.07	17	3
4	3.94-4.06	913-04000400-003	449.55	913-04000400-031	511.65	913-04000400-043	559.26	24	4
	4.44-4.56	913-04500400-003	481.82	913-04500400-031	543.93	913-04500400-043	591.54	24	4
	4.74-4.86	913-04800400-003	508.43	913-04800400-031	559.06	913-04800400-043	618.15	24	4
5	5.49-5.62	913-05560500-003	561.61	913-05560500-031	623.73	913-05560500-043	671.33	27	5
6	5.94-6.06	913-06000600-003	594.13	913-06000600-031	687.30	913-06000600-043	758.71	36	6
	6.57-6.69	913-06630600-003	635.55	913-06630600-031	728.71	913-06630600-043	800.14	38	6
	6.84-6.96	913-06900600-003	656.19	913-06900600-031	749.35	913-06900600-043	820.76	37	6
8	7.94-8.06	913-08000800-003	709.42	913-08000800-031	802.58	913-08000800-043	873.99	49	8
	8.57-8.70	913-08630800-003	789.22	913-08630800-031	882.39	913-08630800-043	953.81	49	8
	8.99-9.10	913-09050800-003	812.87	913-09050800-031	906.02	913-09050800-043	977.43	52	8
10	9.94-10.06	913-10001000-003	922.24	913-10001000-031	1,046.68	913-10001000-043	1,141.68	60	10
	10.69-10.81	913-10751000-003	990.22	913-10751000-031	1,114.45	913-10751000-043	1,209.66	61	10
	11.00-11.25	913-11101000-003	1,013.88	913-11101000-031	1,138.11	913-11101000-043	1,233.32	62	10
12	11.94-12.06	913-12001200-003	1,096.62	913-12001200-031	1,220.82	913-12001200-043	1,316.06	74	12
	12.63-12.84	913-12751200-003	1,164.62	913-12751200-031	1,288.84	913-12751200-043	1,384.06	78	12
	13.08-13.29	913-13201200-003	1,197.17	913-13201200-031	1,331.99	913-13201200-043	1,416.60	82	12
14	13.88-14.09	913-14001400-003	1,362.70	913-14001400-031	1,486.91	913-14001400-043	1,527.27	112	14
	15.18-15.39	913-15301400-003	1,415.86	913-15301400-031	1,540.09	913-15301400-043	1,580.45	116	14
	15.51-15.74	913-15651400-003	1,446.08	913-15651400-031	1,570.31	913-15651400-043	1,610.66	120	14
16	15.88-16.09	913-16001600-003	1,525.29	913-16001600-031	1,649.50	913-16001600-043	1,744.73	130	16
	17.28-17.49	913-17401600-003	1,714.45	913-17401600-031	1,838.66	913-17401600-043	1,933.89	135	16
	17.68-17.89	913-17801600-003	1,758.77	913-17801600-031	1,883.00	913-17801600-043	1,978.21	139	16
18	17.88-18.09	913-18001800-003	1,811.99	913-18001800-031	1,967.24	913-18001800-043	2,031.42	140	18
	19.38-19.59	913-19501800-003	2,060.24	913-19501800-031	2,215.50	913-19501800-043	2,279.67	146	18
	19.80-20.01	913-19921800-003	2,125.28	913-19921800-031	2,280.56	913-19921800-043	2,399.59	152	18
20	19.88-20.09	913-20002000-003	2,169.64	913-20002000-031	2,324.91	913-20002000-043	2,443.93	160	20
	21.48-21.69	913-21602000-003	2,474.05	913-21602000-031	2,629.33	913-21602000-043	2,748.35	155	20
	21.94-22.15	913-22062000-003	2,518.46	913-22062000-031	2,673.74	913-22062000-043	2,792.76	154	20
24	23.88-24.09	913-24002400-003	2,666.23	913-24002400-031	2,852.57	913-24002400-043	2,940.54	207	24
	25.68-25.89	913-25802400-003	2,855.42	913-25802400-031	3,041.75	913-25802400-043	3,184.58	207	24
	26.20-26.41	913-26322400-003	3,000.23	913-26322400-031	3,125.27	913-26322400-043	3,329.38	197	24



FLANGED COUPLING ADAPTERS



913 FLANGED COUPLING ADAPTERS

Steel, Alloy and 304 & 316 Stainless Steel Bolts & Nuts



Optional Anchor Studs

Nom. Size In.	O.D. Range Inches	Qty.	*P.S.I. Rating	Catalog Number with Anchor Studs & Alloy Hardware	List Price	Catalog Number with Anchor Studs & 304 S.S. Hardware	List Price	Catalog Number with Anchor Studs & 316 S.S. Hardware	List Price
3	3.44-3.56	2	275	913-03500300-103	\$573.49	913-03500300-131	\$620.08	913-03500300-143	\$655.78
4	3.94-4.06	2	275	913-04000400-103	606.00	913-04000400-131	668.10	913-04000400-143	715.71
	4.44-4.56	2	275	913-04500400-103	641.43	913-04500400-131	703.54	913-04500400-143	751.14
	4.74-4.86	2	275	913-04800400-103	665.08	913-04800400-131	715.71	913-04800400-143	774.80
5	5.49-5.62	2	250	913-05560500-103	715.38	913-05560500-131	777.49	913-05560500-143	825.09
6	5.94-6.06	2	210	913-06000600-103	747.84	913-06000600-131	841.01	913-06000600-143	912.42
	6.57-6.69	2	175	913-06630600-103	789.22	913-06630600-131	848.44	913-06630600-143	953.81
	6.84-6.96	2	160	913-06900600-103	806.98	913-06900600-131	866.76	913-06900600-143	971.57
8	7.94-8.06	4	240	913-08000800-203	1,067.08	913-08000800-231	1,052.61	913-08000800-243	1,231.67
	8.57-8.70	4	206	913-08630800-203	1,108.44	913-08630800-231	1,155.40	913-08630800-243	1,273.03
	8.99-9.10	4	187	913-09050800-203	1,135.06	913-09050800-231	1,495.98	913-09050800-243	1,299.65
10	9.94-10.06	4	153	913-10001000-203	1,279.90	913-10001000-231	1,350.33	913-10001000-243	1,499.34
	10.69-10.81	6	198	913-10751000-303	1,528.23	913-10751000-331	1,588.90	913-10751000-343	1,747.67
	11.00-11.25	7	186	913-11101000-303	1,551.83	913-11101000-331	1,611.59	913-11101000-343	1,840.00
12	11.94-12.06	6	159	913-12001200-303	1,631.69	913-12001200-331	1,688.25	913-12001200-343	1,851.13
	12.63-12.84	8	188	913-12751200-403	1,879.95	913-12751200-431	1,927.62	913-12751200-443	2,099.39
	13.08-13.29	8	175	913-13201200-403	1,912.46	913-13201200-431	1,968.55	913-13201200-443	2,131.90

*This is the thrust rating of the studs, not the FCA itself. Stainless Steel Anchor Studs-Priced on application.

Larger Sizes and O.D. Ranges not listed are available upon request. Priced on application.



FLANGED COUPLING ADAPTERS



914 REDUCING FLANGED COUPLING ADAPTERS

Steel with Alloy Bolts & Nuts



Coupling End Only				Flange End Only			
O.D. Range Inches	Catalog Number	List Price	Approx. Weight lbs.	Flange Size Inches	Catalog Code	List Price	Approx. Weight lbs.
3.44-3.56	914-0350	P.O.A.	16	3	03	P.O.A.	12
3.90-4.06	914-0396	P.O.A.	16	4	04	P.O.A.	17
4.44-4.56	914-0450	P.O.A.	17	5	05	P.O.A.	21
4.74-4.86	914-0480	P.O.A.	18	6	06	P.O.A.	18
5.04-5.16	914-0510	P.O.A.	23	10	10	P.O.A.	27
5.49-5.62	914-0556	P.O.A.	23	12	12	P.O.A.	40
6.57-6.69	914-0663	P.O.A.	29	16	16	P.O.A.	63
6.84-6.96	914-0690	P.O.A.	29	18	18	P.O.A.	56
7.04-7.17	914-0710	P.O.A.	29	20	20	P.O.A.	78
7.94-8.06	914-0800	P.O.A.	30	22	22	P.O.A.	84
8.57-8.70	914-0863	P.O.A.	37	24	24	P.O.A.	100
8.99-9.10	914-0905	P.O.A.	38	<p style="text-align: center;">How to Order</p> <p>Example: You require a flanged coupling adapter to connect a 12" steel pipe to an 8" flanged fitting.</p> <p>1. Determine the Code Number: The 12"-12.75" O.D. pipe will fit the O.D. range 12.63-12.84. The code number for this O.D. range is 914-1275.</p> <p style="padding-left: 40px;">The 8" flanged end has the code number 08.</p> <p>Combine the two code numbers, then add 003 to the end. The catalog number 914-127508-003 represents our standard Flexi-Coat® Epoxy Coating finish, Alloy bolts and nuts and NSF Buna N gasket.</p> <p>2. Determine shipping weight:</p> <p style="padding-left: 40px;">914-1275 = 56 lbs.</p> <p style="padding-left: 40px;">08 = 26 lbs.</p> <p style="padding-left: 40px;">-----</p> <p style="text-align: center;">Total Weight = 82 lbs.</p> <p>☐ Larger sizes and sizes to fit O.D. ranges not listed are available. Priced on application (P.O.A.).</p>			
9.24-9.36	914-0930	P.O.A.	39				
9.94-10.06	914-1000	P.O.A.	43				
11.04-11.16	914-1110	P.O.A.	49				
11.34-11.46	914-1140	P.O.A.	50				
12.63-12.84	914-1275	P.O.A.	56				
13.08-13.29	914-1320	P.O.A.	57				
15.18-15.39	914-1530	P.O.A.	78				
15.53-15.74	914-1565	P.O.A.	80				
17.28-17.49	914-1740	P.O.A.	91				
17.68-17.89	914-1780	P.O.A.	93				
19.38-19.59	914-1950	P.O.A.	105				
19.80-20.01	914-1992	P.O.A.	108				
21.48-21.69	914-2160	P.O.A.	119				
21.88-22.09	914-2200	P.O.A.	121				
23.88-24.09	914-2400	P.O.A.	143				
25.68-25.89	914-2580	P.O.A.	155				
32.88-30.09	914-3000	P.O.A.	190				
31.88-32.09	914-3200	P.O.A.	207				

Larger Sizes to 96" O.D. Available Upon Request. Priced on application (P.O.A.)



FLANGED COUPLING ADAPTERS



921 TOP BOLT FLANGED COUPLING ADAPTERS

Nominal Size (IN.)	Catalog Number	Overall Range (IN.)	Lower Range (IN.)	Upper Range (IN.)	Width (IN.)	Height (IN.)	Flange Diameter (IN.)	Laying Length (IN.)	Approx. Weight lbs.	List Price
2	921-02950200-031	2.13 - 2.95	2.13 - 2.60	2.50 - 2.95	5.38	7.25	6.00	6.81	8	\$224.39
3	921-04200300-031	3.10-4.20	3.10-3.56	3.70-4.20	6.88	8.38	7.50	5.38	12	318.99
4	921-05600400-031	4.46-5.60	4.46-5.05	5.00-5.60	8.75	10.00	9.00	5.50	17	411.87
6	921-07600600-031	6.56-7.60	6.56-7.05	7.00-7.60	10.88	12.13	11.00	6.56	25	521.27
8	921-09850800-031	8.54-9.85	8.54-9.15	9.15-9.85	13.13	14.38	13.50	6.56	30	710.64
10	921-11831000-031	10.64-11.83	10.64-11.18	11.13-11.83	15.50	16.50	16.00	6.56	37	1,205.03
12	921-13671200-031	12.62-13.67	12.62-13.06	13.10-13.67	17.63	18.75	19.00	6.69	50	1,389.99

922 TOP BOLT FLANGED COUPLING ADAPTERS- EXTENDED SLEEVE LENGTH

Nominal Size (IN.)	Catalog Number	Overall Range (IN.)	Lower Range (IN.)	Upper Range (IN.)	Width (IN.)	Height (IN.)	Flange Diameter (IN.)	Laying Length (IN.)	Approx. Weight lbs.	List Price
2	922-02950200-031	2.13 - 2.95	2.13 - 2.60	2.50 - 2.95	5.38	7.25	6.00	9.00	12	\$269.30
3	922-04200300-031	3.10-4.20	3.10-3.56	3.70-4.20	6.88	8.38	7.50	9.00	18	382.80
4	922-05600400-031	4.46-5.60	4.46-5.05	5.00-5.60	8.75	10.00	9.00	9.00	26	494.25
6	922-07600600-031	6.56-7.60	6.56-7.05	7.00-7.60	10.88	12.13	11.00	12.00	35	625.50
8	922-09850800-031	8.54-9.85	8.54-9.15	9.15-9.85	13.13	14.38	13.50	12.00	45	852.80
10	922-11831000-031	10.64-11.83	10.64-11.18	11.13-11.83	15.50	16.50	16.00	12.00	56	1,446.00
12	922-13671200-031	12.62-13.67	12.62-13.06	13.10-13.67	17.63	18.75	19.00	12.00	75	1,668.00



FLANGED COUPLING ADAPTERS




926 FLEXIBLE METER COUPLING



Flanged Meter Outlet Size Inches	Service Pipe Size Inches		Catalog Number	List Price	Approx. Weight lbs.
	Pipe Size & Type	O.D. Inches			
1 1/2	1 1/2" I.P. or Steel	1.90	926-00000190-000	\$93.01	5
2	2" Copper Tube	2.13	926-00000213-000	110.15	6
2	2" I.P. Steel or Cast Iron	2.38-2.50	926-00000250-000	112.78	6



DISMANTLING JOINTS



971 NON RESTRAINED DISMANTLING JOINTS Alloy and 304 Stainless Bolts & Nuts



Nominal Size Inches	Flange AWWA Class D 125/150 Lb.	Alloy Bolts and Nuts	List Price	304 Stainless Steel Bolts and Nuts	List Price	Approx. Weight lbs.
		Catalog Number		Catalog Number		
3	3 x 3	971-03000300-003	\$334.15	971-03000300-031	\$406.55	28
4	4 x 4	971-04000400-003	362.00	971-04000400-031	434.40	43
6	6 x 6	971-06000600-003	556.26	971-06000600-031	657.94	65
8	8 x 8	971-08000800-003	701.72	971-08000800-031	795.28	87
10	10 x 10	971-10001000-003	959.02	971-10001000-031	1,165.52	79
12	12 x 12	971-12001200-003	1,312.94	971-12000200-031	1,518.38	116
14	14 x 14	971-14001400-003	1,378.38	971-14001400-031	1,631.77	160
16	16 x 16	971-16001600-003	1,794.95	971-16001600-031	2,048.36	195
18	18 x 18	971-18001800-003	P.O.A.	971-18001800-031	P.O.A.	221
20	20 x 20	971-20002000-003	P.O.A.	971-20002000-031	P.O.A.	263
24	24 x 24	971-24002400-003	P.O.A.	971-24002400-031	P.O.A.	340
30	30 x 30	971-30003000-003	P.O.A.	971-30003000-031	P.O.A.	510
36	36 x 36	971-36003600-003	P.O.A.	971-36003600-031	P.O.A.	740
42	42 x 42	971-42004200-003	P.O.A.	971-42004200-031	P.O.A.	970
48	48 x 48	971-48004802-003	P.O.A.	971-48004802-031	P.O.A.	1,215
54	54 x 54	971-54005402-003	P.O.A.	971-54005402-031	P.O.A.	1,660
60	60 x 60	971-60006002-003	P.O.A.	971-60006002-031	P.O.A.	2,225
66	66 x 66	971-66006602-003	P.O.A.	971-66006602-031	P.O.A.	2,800
72	72 x 72	971-72007202-003	P.O.A.	971-72007202-031	P.O.A.	3,230



972 HEAVY DUTY RESTRAINED DISMANTLING JOINTS With Alloy Bolts & Nuts



Nominal Size Inches	Catalog Number	Number of Tie Bars	Diameter x Length of Tie Rods Inches	List Price
4	972-04000400-003	8	5/8 x 14	P.O.A.
6	972-06000600-003	8	3/4 x 16	P.O.A.
8	972-08000800-003	8	3/4 x 16	P.O.A.
10	972-10001000-003	12	7/8 x 18	P.O.A.
12	972-12001200-003	12	7/8 x 18	P.O.A.
14	972-14001400-003	12	1 x 24	P.O.A.
16	972-16001600-003	16	1 x 24	P.O.A.
18	972-18001800-003	16	1 1/8 x 20	P.O.A.
20	972-20002000-003	20	1 1/8 x 20	P.O.A.
24	972-24002400-003	20	1 1/4 x 25	P.O.A.
30	972-30003000-003	28	1 1/4 x 25	P.O.A.
36	972-36003600-003	32	1 1/2 x 26	P.O.A.
42	972-42004200-003	36	1 1/2 x 26	P.O.A.
48	972-48004802-003	44	1 1/2 x 26	P.O.A.
54	972-54005402-003	44	1 3/4 x 33	P.O.A.
60	972-60006002-003	52	1 3/4 x 33	P.O.A.
66	972-66006602-003	52	1 3/4 x 33	P.O.A.
72	972-72007202-003	60	1 3/4 x 33	P.O.A.



DISMANTLING JOINTS




973 RESTRAINED DISMANTLING JOINT With Alloy Bolts & Nuts



Nominal Size Inches	Alloy Bolts and Nuts and Tie Rods	List Price	Approx. Weight Each
	Catalog Number		
3	973-03000300-003	\$751.24	45
4	973-04000400-003	807.83	53
6	973-06000600-003	959.64	75
8	973-08000800-003	1,137.48	98
10	973-10001000-003	1,596.70	130
12	973-12001200-003	2,183.09	175
14	973-14001400-003	P.O.A.	286
16	973-16001600-003	P.O.A.	345
18	973-18001800-003	P.O.A.	370
20	973-20002000-003	P.O.A.	448
24	973-24002400-003	P.O.A.	574
30	973-30003000-003	P.O.A.	1,038
36	973-36003600-003	P.O.A.	1,429
42	973-42004200-003	P.O.A.	2,043
48	973-48004802-003	P.O.A.	2,462

DISMANTLING JOINT SIZE RANGE:

2" and larger. Standard flanges in accordance with AWWA Class D. Other drillings are available, including Metric Flanges.



975 RESTRAINED DISMANTLING JOINT Alloy With Alloy OR Stainless Steel Bolts & Nuts



Nominal Size Inches	Flange AWWA Class D 125/150 Lb. Drilling	Number of Tie Rods	Diameter x Length of Tie Bars Inches	Alloy Bolts, Nuts and Tie Rods	List Price	304 Stainless Steel Bolts, Nuts and Tie Rods	List Price	Approx. Weight lbs.
				Catalog Number		Catalog Number		
4	4 x 4	2	5/8 x 14	975-04000400-003	\$566.73	975-04000400-031	\$619.86	35
6	6 x 6	2	3/4 x 16	975-06000600-003	708.40	975-06000600-031	820.56	45
8	8 x 8	2	3/4 x 16	975-08000800-003	944.54	975-08000800-031	1,050.80	70
10	10 x 10	4	7/8 x 18	975-10001000-003	1,239.70	975-10001000-031	1,416.81	95
12	12 x 12	4	7/8 x 18	975-12001200-003	1,652.94	975-12001200-031	1,806.43	145
14	14 x 14	4	1 x 24	975-14001400-003	2,066.17	975-14001400-031	2,314.12	200
16	16 x 16	4	1 x 24	975-16001600-003	2,361.35	975-16001600-031	2,597.48	225
18	18 x 18	4	1 1/8 x 20	975-18001800-003	2,573.87	975-18001800-031	3,246.84	250
20	20 x 20	4	1 1/8 x 20	975-20002000-003	2,916.25	975-20002000-031	3,730.91	275
24	24 x 24	4	1 1/4 x 25	975-24002400-003	3,760.43	975-24002400-031	4,834.84	400
30	30 x 30	7	1 1/4 x 25	975-30003000-003	4,840.75	975-30003000-031	6,198.52	525
36	36 x 36	8	1 1/2 x 26	975-36003600-003	7,084.02	975-36003600-031	8,925.86	775
42	42 x 42	9	1 1/2 x 26	975-42004200-003	9,264.57	975-42004200-031	12,045.96	1,375
48	48 x 48	11	1 1/2 x 26	975-48004802-003	11,924.77	975-48004802-031	15,124.39	1,420
54	54 x 54	11	1 3/4 x 33	975-54005402-003	P.O.A.	975-54005402-031	P.O.A.	1,980
60	60 x 60	13	1 3/4 x 33	975-60006002-003	P.O.A.	975-60006002-031	P.O.A.	2,600
66	66 x 66	13	1 3/4 x 33	975-66006602-003	P.O.A.	975-66006602-031	P.O.A.	3,175
72	72 x 72	15	1 3/4 x 33	975-72007202-003	P.O.A.	975-72007202-031	P.O.A.	3,675



Smith-Blair
a xylem brand