



## MeiStreamRF

### Bulkmeter for cold potable water DN 40 ... 300, PN16

#### Main characteristics

- Register with integrated radio communication and data logger with up to 6200 data sets
- LC-display for consumption and status information
- Secured encrypted data transmission
- Meter with MID pattern approval acc. to annex MI001
- Exchangeable metrological unit with MID pattern approval acc. to annex MI001
- Unique measuring range;  $Q_3/Q_1 \geq 100$
- High overload capability
- No straight inlet length necessary (U0D0 acc. to OIML R49:2013 and ISO 4064-1:2017)
- Installation position horizontal and vertical
- Meter body in short (WP) and long (WS) overall length acc. to DIN 19625 and ISO 4064-1:2017 available
- Meter can be submerged; protection class IP68
- Used materials are temperature resistant up to 70 °C

#### APPLICATIONS

- Radio equipped watermeter for walk-by/drive-by readout applications
- Metering endpoint in radio based Smart Water Networks
- Measurement for billing of potable water up to 50 °C
- Measurement of high flowrates e.g. in pumped pipes
- Measurement of low flow e. g. in light load periods
- For leakage detection

#### MATERIALS

Body	Cast iron (PN16)
Metrological module	Engineering polymer
Rotor	Engineering polymer
Battery	Lithium
We also use the following materials	Brass Stainless steel

#### BATTERY LIFETIME

Radio interval profile MeiStreamRF with 15 years battery lifetime <sup>1)</sup>	
wM-Bus T1	SensusRF
≥ 3600 sec	BUP 15 sec / LAT 60 sec

<sup>1)</sup> calculated lifetime with typical power consumption of electronics under allowed ambient condition

#### Available options

- Version free of copper alloy for aggressive water
- Radio communication with different frequencies
- ¼" pressure monitoring port

#### Environmental Conditions

Acc. to ISO 4064-1:2017

Environmental class B

Environmental temperature 5-70 °C

Electromagnetic environmental class E1

#### Approval Mark

Meter cpl. and exchangeable metrological module

Marking CE M-XX\* 0102

DN 40 ... 150 DE-09-MI001-PTB 010

DN 200 ... 300 DE-15-MI001PTB 014

\* year of production

# MeiStreamRF

## Bulkmeter for cold potable water DN 40 ... 300, PN16

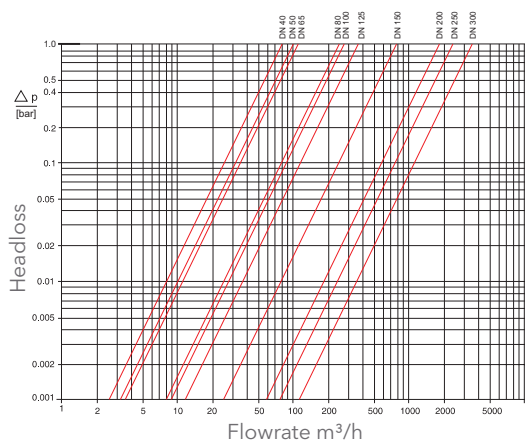
### METROLOGICAL DATA ACC. TO MANUFACTURERS VALUES

	Size	DN	40	50	65	80	100	125	150	200	250	300
$Q_s$	Max. Peak Flow	m <sup>3</sup> /h	60	90	120	200	300	350	600	1200	1600	2000
$Q_3'$	Continuous Flow	m <sup>3</sup> /h	40	50	70	120	230	250	450	800	1250	1400
$Q_{2h}$	Transitional Flowrate horizontal	m <sup>3</sup> /h	0.32	0.4	0.63	0.51	0.81	1.02	1.6	4.0	6.3	16.0
$Q_{1h}'$	Minimum Flow horizontal	m <sup>3</sup> /h	0.2	0.15	0.2	0.2	0.3	0.5	0.8	2.0	3.5	9.0
$Q_{2v}$	Transitional Flowrate vertical	m <sup>3</sup> /h	0.4	0.51	0.81	0.8	1.28	1.6	3.2	4.0	10.1	25.4
$Q_{1v}'$	Minimum Flow vertical	m <sup>3</sup> /h	0.25	0.28	0.4	0.5	0.5	1	1.6	2.5	6.3	15.9
	Starting Flow	m <sup>3</sup> /h	0.05	0.05	0.07	0.1	0.11	0.15	0.3	1.5	3	8

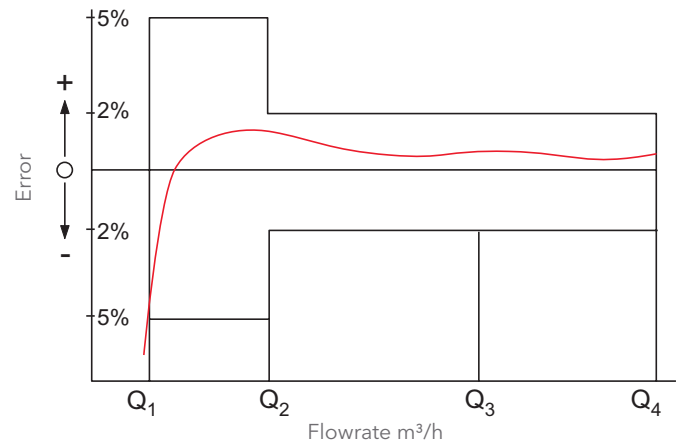
### METROLOGICAL DATA ACC. TO 2014/32/EU (MID)

	Size	DN	40	50	65	80	100	125	150	200	250	300
$Q_4$	Overload Flowrate acc. to MID	m <sup>3</sup> /h	31.25	50	78.75	125	200	200	500	787.5	787.5	1250
$Q_3$	Permanent Flowrate acc. to MID	m <sup>3</sup> /h	25	40	63	100	160	160	400	630	630	1000
$Q_{2h}$	Transitional Flowrate horizontal acc. to MID	m <sup>3</sup> /h	0.32	0.4	0.63	0.51	0.81	1.02	1.6	4.03	8.06	25.4
$Q_{1h}$	Minimum Flowrate horizontal acc. to MID	m <sup>3</sup> /h	0.2	0.25	0.39	0.32	0.51	0.64	1	2.52	5.04	15.9
$Q_{2v}$	Transitional Flowrate vertical acc. to MID	m <sup>3</sup> /h	0.635	0.64	1.0	1.28	1.6	2.05	3.2	4.03	10.1	25.4
$Q_{1v}$	Minimum Flowrate vertical acc. to MID	m <sup>3</sup> /h	0.4	0.4	0.63	0.8	1.0	1.28	2	5.52	6.3	15.9
$Q_3/Q_1 h$	Max. Ratio horizontal		125	160	160	315	315	250	400	250	125	63
$Q_3/Q_1 v$	Max. Ratio vertical		63	100	100	125	160	125	200	250	100	63
$Q_3/Q_1$	Standard Marking		63	100	100	100	100	100	100	100	100	63
$\Delta p$	Headloss at $Q_3$ acc. to ISO 4064-1:2017	bar	0.1	0.16	0.32	0.16	0.34	0.19	0.27	0.11	0.07	0.08

### Typical Headloss Curve



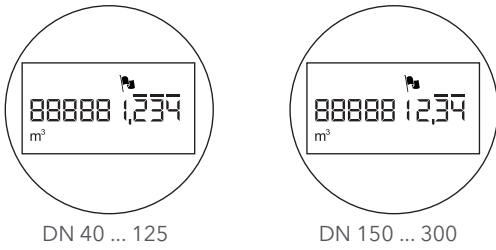
### Typical Error Curve









# MeiStreamRF

## Bulkmeter for cold potable water DN 40 ... 300, PN16


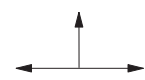
### Dial



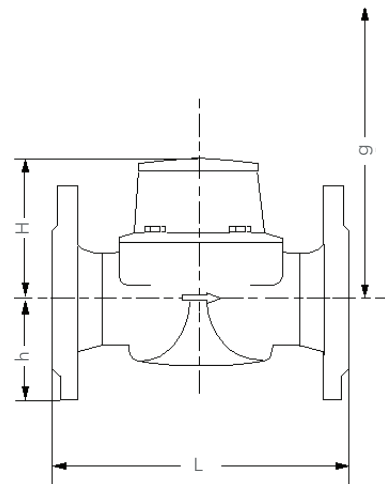
Nominal diameter DN	Smallest reading m <sup>3</sup>	Max. reading m <sup>3</sup>
40 ... 125	0.001	999,999.999
150 ... 300	0.01	9,999,999.99

-  Alarm is triggered
-  Low battery level is reached
-  Radio is activated
-  System is set up in hydraulic testing mode
-  Indicates positive or negative flow
-  Indicates the unit

### INSTALLATION

Pipe	horizontal vertical	
Meter head	upwards sideways	

### Dimension Picture



### Installation Requirements

- Unrestricted straight pipe upstream 0 x DN
- No abrupt restrictions directly downstream of the meter

### Order Example

MeiStream, DN 50, T50, PN16	Type
Drilling EN 1092 PN16	Size
Length 270 mm	Max. medium temperature Nominal pressure
eRegister / m <sup>3</sup>	Drilling pattern
with MID conformity	Body length
	Register type / unit
	Approval standard

# MeiStreamRF

## Bulkmeter for cold potable water DN 40 ... 300, PN16

### DIMENSIONS

Nominal Diameter	DN	40	50	50	50	65	65	80	80	80	80	
Overall length	L	mm	220	200	270	300	200	300	200	225	300	350
Height	H	mm	120	120	120	120	120	120	150	150	150	150
Height to pipe axis	h	mm	69	73	73	73	85	85	95	95	95	95
Dismantling height	g	mm	200	200	200	200	200	200	270	270	270	270

Nominal Diameter	DN	100	100	100	125	150	150	200	250	300	
Overall length	L	mm	250	350	360	250	300	500	350	450	500
Height	H	mm	150	150	150	160	177	177	214	238	264
Height to pipe axis	h	mm	105	105	105	118	135	135	162	194	226
Dismantling height	g	mm	270	270	270	280	356	356	449	474	499

### WEIGHT PN 16

Nominal Diameter	DN	40	50	50	50	65	65	80	80	80	80	
Overall length	L	mm	220	200	270	300	200	300	200	225	300	350
Meter	kg	7.5	7.8	9.6	9.9	10.1	12.0	13.8	14.2	16.3	17.7	
Metrological module	kg	1.5	1.5	1.5	1.5	1.5	1.5	3.2	3.2	3.2	3.2	
Body	kg	6.0	6.3	8.1	8.4	8.6	10.5	10.6	11.0	13.1	14.5	

Nominal Diameter	DN	100	100	100	125	150	150	200	250	300	
Overall length	L	mm	250	350	360	250	300	500	350	450	500
Meter	kg	18.2	20.0	20.2	20.7	35.9	44.2	56.9	79.4	103.8	
Metrological module	kg	3.2	3.2	3.2	3.2	5.9	5.9	9.6	9.6	9.6	
Body	kg	15.0	16.8	17.0	17.5	30.0	38.3	47.3	69.8	94.2	

### WEIGHT PN 40

Nominal Diameter	DN	50	50	65	80	80	100	100	150	150	
Overall length	L	mm	200	270	300	225	300	250	360	300	500
Meter	kg	9.7	10.7	13.1	17	18.6	20.4	22.9	44.6	52.9	
Metrological module	kg	1.7	1.7	1.7	4	4	4	4	9.3	9.3	
Body	kg	8	9	11.4	14.6	14.6	16.4	18.9	35.3	43.6	

# MeiStreamRF

## Bulkmeter for cold potable water DN 40 ... 300, PN16

### MeiStreamRF infrastructure

The MeiStreamRF has SensusRF integrated technology providing the advantages of both uni- and bidirectional system architecture as described below. SensusRF is the optimized license free radio system for battery driven endpoints and repeaters. Scalable for mobile and remote reading without exchange of components, it is available in 433 MHz and 868 MHz.

**OMS**® compatible.

SensusRF offers two communication modes

#### 1. Fixed Radio Network

- Auto configuration wizard (gateway sniffing for endpoints and repeaters)
- Integrating repeaters (up to 7 hops in a chain)
- Self-healing network (using alternative routes)
- Meter reading transparent and local
- Fast track alarms
- DMA snap shot (snap shot of a water network for evaluation)
- TCP/IP technology for the WAN communication
- High level of data security (end-to-end encryption)
- Enables cloud technologies, FTP and other remote database applications

#### 2. Mobile read - Walk-by / Drive-by

- Unidirectional telegrams
- Bidirectional communication
- Spontaneous reception possible without route
- Configuration of the endpoint

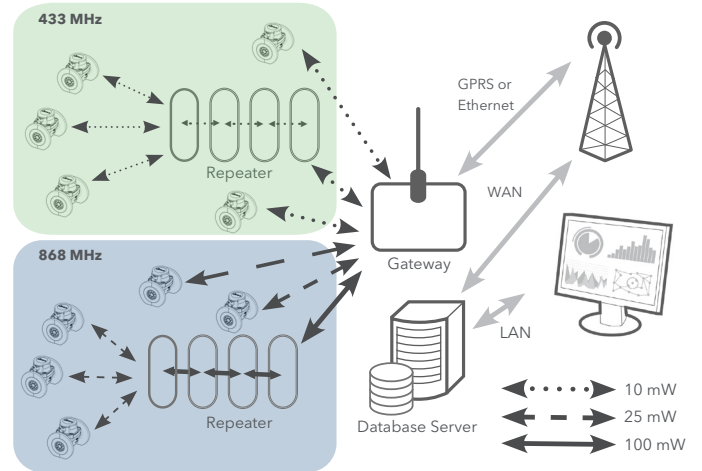
#### SIRT (Sensus Interface Radio Tool)

SIRT is a radio modem for SensusRF radio, connected to a handheld via Bluetooth and using DIAVASO Mobile Reading software with the following features:

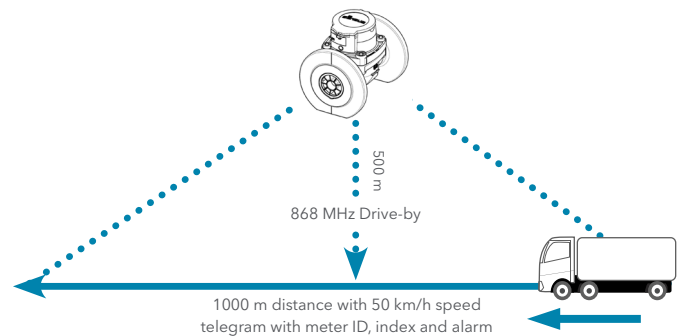
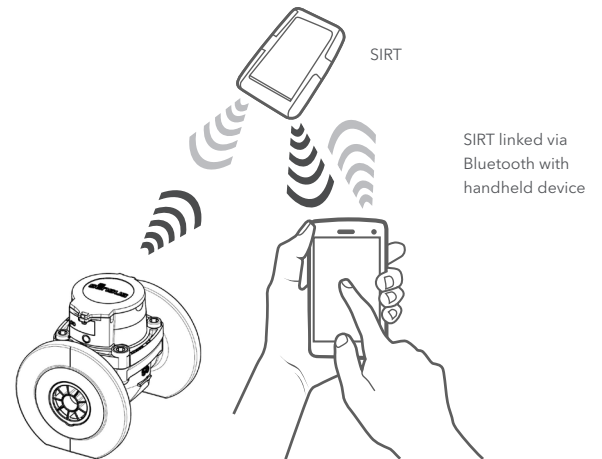
- Installation and readout of devices
- Reception of frequently transmitted radio messages from Sensus RF radio endpoints
- Request additional information from the radio endpoints
- Change configuration of radio endpoints (alarm, level settings... )

For further information please refer to the SensusRF brochure.

### MeiStreamRF Fixed radio network - Remote Access & Monitoring



### Unidirectional/Bidirectional communication



Xylem.com | Sensus.com

**UK & Ireland Inquiries | Sensus UK Systems Ltd.** | 3 Lindenwood Crockford Lane, Chineham Business Park | Basingstoke RG24 8QY UK | +44 1256 372800 | [info.gb@xylem.com](mailto:info.gb@xylem.com)

**International Inquiries | Sensus GmbH Hannover** | Meineckestr. 10 | 30880 Laatzen | Germany | +49 5102 743177  
[info.int@xylem.com](mailto:info.int@xylem.com)

©2020 Sensus. All products purchased and services performed are subject to Sensus' terms of sale, available at [sensus.com](https://www.sensus.com). Sensus reserves the right to modify these terms and conditions in its own discretion. The Sensus logo and other Sensus products or services referenced are registered trademarks of Sensus.

This document is for informational purposes only, and SENSUS MAKES NO EXPRESS WARRANTIES IN THIS DOCUMENT. FURTHERMORE, THERE ARE NO IMPLIED WARRANTIES, INCLUDING WITHOUT LIMITATION, WARRANTIES AS TO FITNESS FOR A PARTICULAR PURPOSE AND MERCHANTABILITY. ANY USE OF THE PRODUCTS THAT IS NOT SPECIFICALLY PERMITTED HEREIN IS PROHIBITED.

