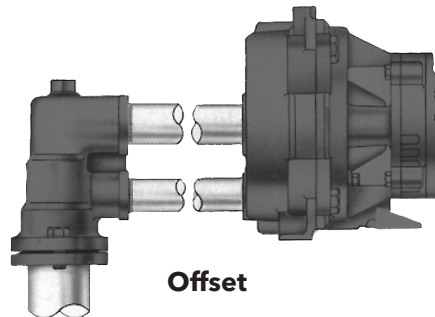



# Deep Well Packer Adapter

FOR USE WITH JET PUMPS

## TYPICAL INSTALLATIONS

### Horizontal Jet Pumps



### Vertical Jet Pumps

With AWD Adapter



AW42 - Adapter is used to comply with State of Michigan requirements for enclosed suction line. It can be used as an offset adapter for 2" wells instead of using a well casing tee.

## WELL HEAD FITTINGS



**AWJ2 - 2" Packer Adapter:**  
Well casing adapter for series J+, JRD and HSJ jet pumps.

**AWD2 or AWD3:** Well casing adapter for series SJ and VJ jet pumps.




**AWCJ3 - 3" Packer Adapter:**  
Well casing adapter for series J+ and HSJ.

**AW42\*\*:** Well casing adapter for series SJ and VJ jet pumps.



**AW40\*:** Well casing adapter for series J+, JRD and HSJ jet pumps.

**SRPA:** Converts Goulds Pumps SJ to Sta-Rite® 2" packer.



\*AW40 is used to comply with State of Michigan requirements for offset installations from 2" or 3" diameter wells.

\*\*AW42 can be used to comply with State of Michigan requirements for offset installations from 2" or 3" diameter wells.

AW42 cannot be used as well casing adapter for 3" diameter wells.

### Xylem Inc.

2881 East Bayard Street Ext., Suite A, Seneca Falls, NY 13148

Phone: (866) 325-4210 Fax: (888) 322-5877

[www.xylem.com/brands/gouldswatertechnology](http://www.xylem.com/brands/gouldswatertechnology)

