



CURVES
C1800 SUB R4

Submersible Turbine Pump Curves

1800 RPM CURVES - 60 CYCLE PERFORMANCE

INDEX – 60 CYCLE PERFORMANCE – 1800 RPM

Page	Model	RPM	Date Issued
5	5CHC	1730	July 17, 2019
6	5CLC	1730	July 17, 2019
7	5RWAHC	1730	July 17, 2019
8	5RWALC	1730	July 17, 2019
9	5THC	1730	July 17, 2019
10	5TLC	1730	July 17, 2019
11	6CHC	1730	December 18, 2019
12	6CLC	1730	July 17, 2019
13	6DHHC	1730	July 17, 2019
14	6DHHO	1730	July 17, 2019
15	6DHLC	1730	July 17, 2019
16	6DHLO	1730	July 17, 2019
17	6RAHC	1730	July 17, 2019
18	6RALC	1730	July 17, 2019
19	7CHC	1730	December 18, 2019
20	7CLC	1730	January 11, 2022
21	7RAHC	1730	July 17, 2019
22	7RALC	1730	July 17, 2019
23	7THC	1730	July 17, 2019
24	7TLC	1730	July 17, 2019
25	7WAHC	1730	April 18, 2023
26	7WALC	1730	July 17, 2019
27	8FDHC	1730	July 17, 2019
28	8FDHO	1730	July 17, 2019
29	8FDLC	1730	July 17, 2019
30	8FDLO	1730	July 17, 2019
31	8RAHC	1730	July 17, 2019
32	8RALC	1730	July 17, 2019
33	8RJHC	1730	July 17, 2019
34	8RJLC	1730	July 17, 2019
35	9RCHC	1730	April 18, 2023
36	9RCLC	1730	December 18, 2019
37	9THC	1730	May 04, 2020
38	9TLC	1730	January 11, 2022
39	9WAHC	1730	April 18, 2023
40	9WALC	1730	July 17, 2019
41	10DHHC	1730	July 17, 2019
42	10DHLC	1730	July 17, 2019
43	10LHC	1730	April 18, 2023
44	10RAHC	1730	July 17, 2019
45	10RALC	1730	July 17, 2019
46	10RJHC	1730	January 11, 2022

INDEX – 60 CYCLE PERFORMANCE – 1800 RPM

Page	Model	RPM	Date Issued
47	10RJLC	1730	July 17, 2019
48	10RJMC	1730	July 17, 2019
49	10WAHC	1730	July 17, 2019
50	10WALC	1730	December 18, 2019
51	11CHC	1730	July 17, 2019
52	11CLC	1730	July 17, 2019
53	11CMC	1730	July 17, 2019
54	11RAHC	1730	December 18, 2019
55	11RALC	1730	July 17, 2019
56	11WAHC	1730	December 18, 2019
57	11WALC	1730	December 18, 2019
58	12CHC	1730	July 17, 2019
59	12CLC	1730	July 17, 2019
60	12CMC	1730	April 18, 2023
61	12FDHC	1730	April 18, 2023
62	12FDLC	1730	July 17, 2019
63	12FRHC	1730	December 18, 2019
64	12RJHC	1730	December 18, 2019
65	12RJLC	1730	July 17, 2019
66	12RJMC	1730	July 17, 2019
67	12WAHC	1730	April 18, 2023
68	12WALC	1730	December 18, 2019
69	13CHC	1730	July 17, 2019
70	13CLC	1730	July 17, 2019
71	13CMC	1730	July 17, 2019
72	13RAHC	1730	July 17, 2019
73	13RALC	1730	July 17, 2019
74	14FHC	1730	July 17, 2019
75	14RHHC	1730	July 17, 2019
76	14RHLC	1730	July 17, 2019
77	14RHMC	1730	July 17, 2019
78	14RJHC	1730	July 17, 2019
79	14RJLC	1730	July 17, 2019
80	14RJMC	1730	July 17, 2019
81	15FHC	1730	July 17, 2019
82	16BHC	1730	July 17, 2019
83	16BLC	1730	July 17, 2019
84	16DMC	1730	July 17, 2019
85	16RGHC	1730	May 9, 2024
86	16RGLC	1730	July 17, 2019
87	18BHC	1730	July 17, 2019

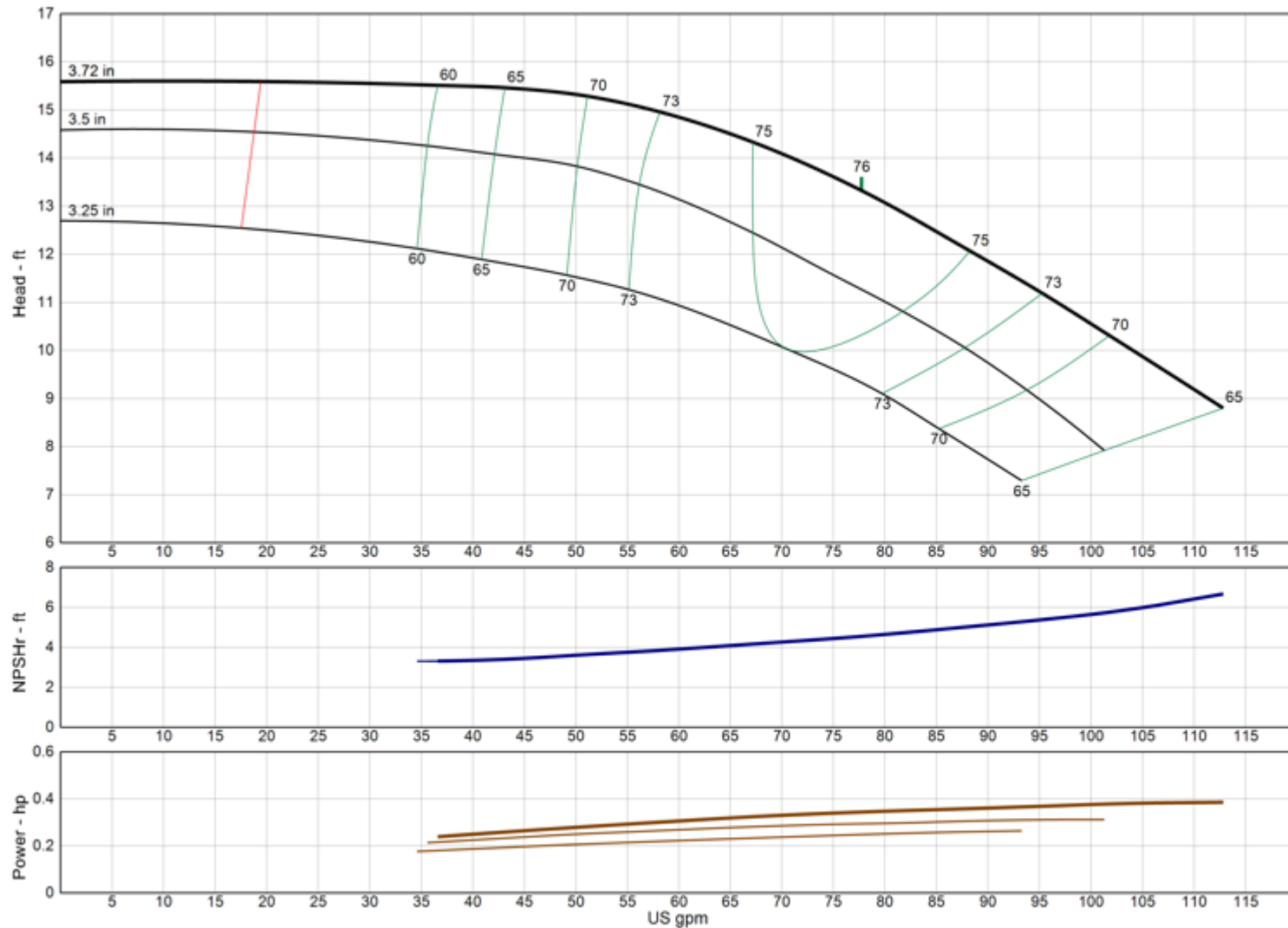
INDEX – 60 CYCLE PERFORMANCE – 3600 RPM

Page	Model	RPM	Date Issued
88	18BLC	1730	July 17, 2019
89	18CHC	1730	July 17, 2019
90	18DHC	1730	December 18, 2019
91	18DMC	1730	July 17, 2019
92	18HMC	1730	July 17, 2019
93	18LHC	1730	July 17, 2019
94	20BHC	1730	July 17, 2019
95	20EHC	1730	December 18, 2019
96	20ELC	1730	July 17, 2019
97	20GLC	1730	July 17, 2019
98	5CSHC	1730	July 17, 2019
99	5CSLC	1730	July 17, 2019
100	5TSHC	1730	July 17, 2019
101	5TSLC	1730	July 17, 2019
102	6CSHC	1730	July 17, 2019
103	6CSLC	1730	July 17, 2019
104	7CSHC	1730	July 17, 2019
105	7CSLC	1730	July 17, 2019
106	7TSHC	1730	July 17, 2019
107	7TSLC	1730	July 17, 2019
108	7WSELC	1730	July 17, 2019
109	7WSHC	1730	July 17, 2019
110	7WSLC	1730	July 17, 2019
111	9CNHC	1730	July 17, 2019
112	9CNLC	1730	July 17, 2019
113	9TNHC	1730	July 17, 2019
114	9TNLC	1730	July 17, 2019
115	11CSLC	1730	December 18, 2019

MODEL 5CHC

(Effective July 17, 2019)

Vertical Turbine Pump



Model	5CHC
RPM	1730
Freq Poles	60 Hz 4-pole
Pump Type	Submersible
EFFICIENCY CORRECTION	
1-STAGE	-4.0
2-STAGE	-3.0
3-STAGE	-1.5
4-STAGE	0.0
Impeller Type	Enclosed
Ns	2185
Thrust K-Factor	1.30 lb/ft
Bowl OD	5.20 in
Bowl Lateral	0.25 in
Max PSI	480 psi
Thd Disch Size	3", 4"

TURBINE OPERATIONS

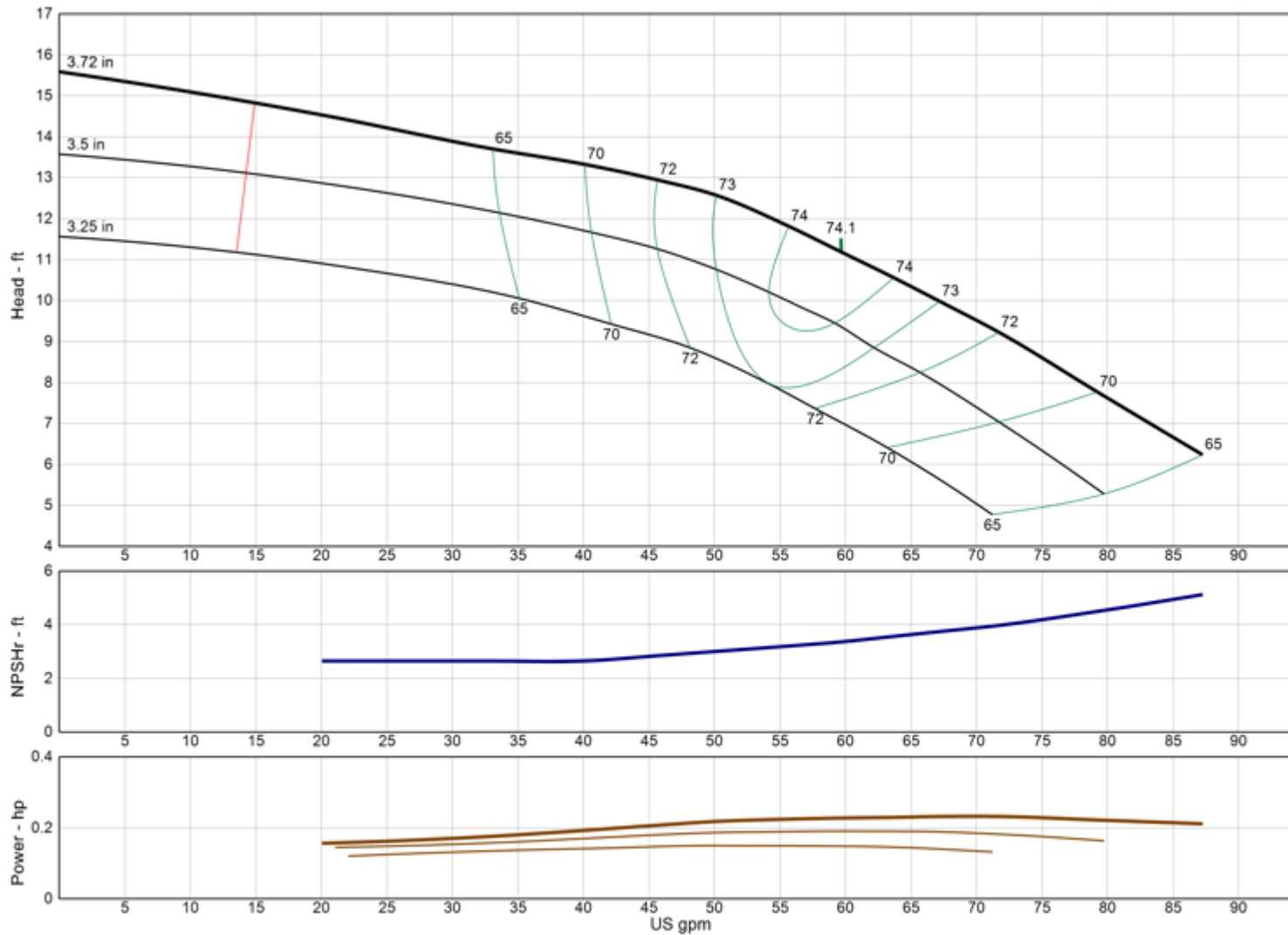
Lubbock, Texas

NOMINAL BOWL PERFORMANCE CURVE AND DATA BASED ON PUMPING CLEAR, NON-AERATED WATER AND USING STANDARD MATERIALS OF CONSTRUCTION. RATED POINT ONLY CAN BE GUARANTEED BY THE FACTORY. CURVES REPRESENT SINGLE STAGE AVERAGE PERFORMANCE BASED ON TEST OF MULTI-STAGE BOWL ASSEMBLY. EFFICIENCY CORRECTION APPLIES DIRECTLY TO EFFICIENCY (-) AND HEAD (x) FOR LESSER STAGES. ACTUAL DRIVER OPERATING SPEED SHOULD BE VERIFIED.

MODEL 5CLC

(Effective July 17, 2019)

Vertical Turbine Pump



Model	5CLC
RPM	1730
Freq Poles	60 Hz 4-pole
Pump Type	Submersible
EFFICIENCY CORRECTION	
1-STAGE	-4.0
2-STAGE	-3.0
3-STAGE	-1.5
4-STAGE	0.0
Impeller Type	Enclosed
Ns	2185
Thrust K-Factor	1.40 lb/ft
Bowl OD	5.20 in
Bowl Lateral	0.25 in
Max PSI	480 psi
Thd Disch Size	3", 4"

TURBINE OPERATIONS

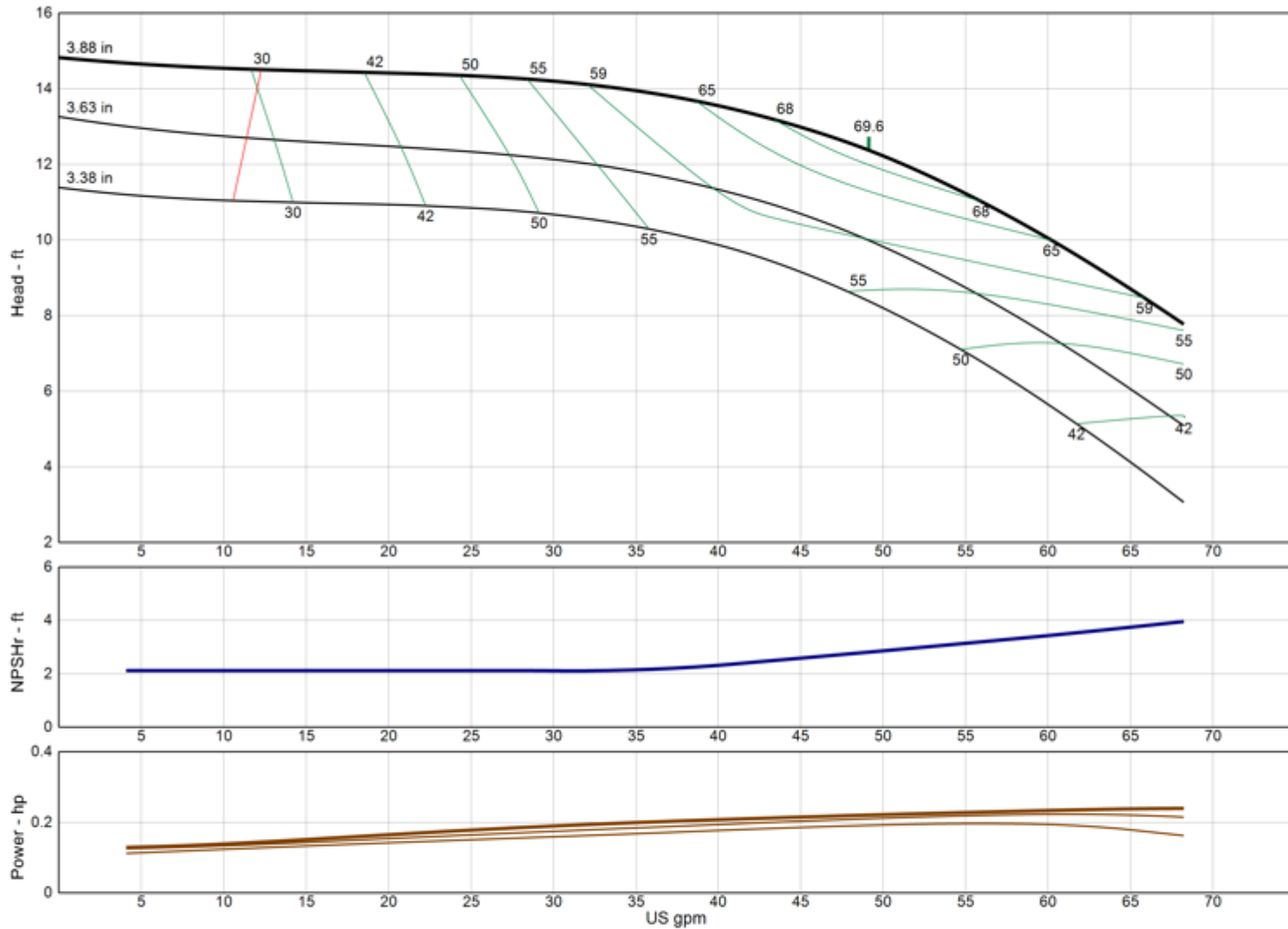
Lubbock, Texas

NOMINAL BOWL PERFORMANCE CURVE AND DATA BASED ON PUMPING CLEAR, NON-AERATED WATER AND USING STANDARD MATERIALS OF CONSTRUCTION. RATED POINT ONLY CAN BE GUARANTEED BY THE FACTORY. CURVES REPRESENT SINGLE STAGE AVERAGE PERFORMANCE BASED ON TEST OF MULTI-STAGE BOWL ASSEMBLY. EFFICIENCY CORRECTION APPLIES DIRECTLY TO EFFICIENCY (-) AND HEAD (x) FOR LESSER STAGES. ACTUAL DRIVER OPERATING SPEED SHOULD BE VERIFIED.

MODEL 5RWAHC

(Effective July 17, 2019)

Vertical Turbine Pump



Model	5RWAHC
RPM	1730
Freq Poles	60 Hz 4-pole
Pump Type	Submersible
EFFICIENCY CORRECTION	
1-STAGE	-3.0
2-STAGE	-2.0
3-STAGE	-1.0
4-STAGE	0.0
Impeller Type	Enclosed
Ns	1840
Thrust K-Factor	1.30 lb/ft
Bowl OD	5.20 in
Bowl Lateral	0.50 in
Max PSI	480 psi
Thd Disch Size	3", 4"

TURBINE OPERATIONS

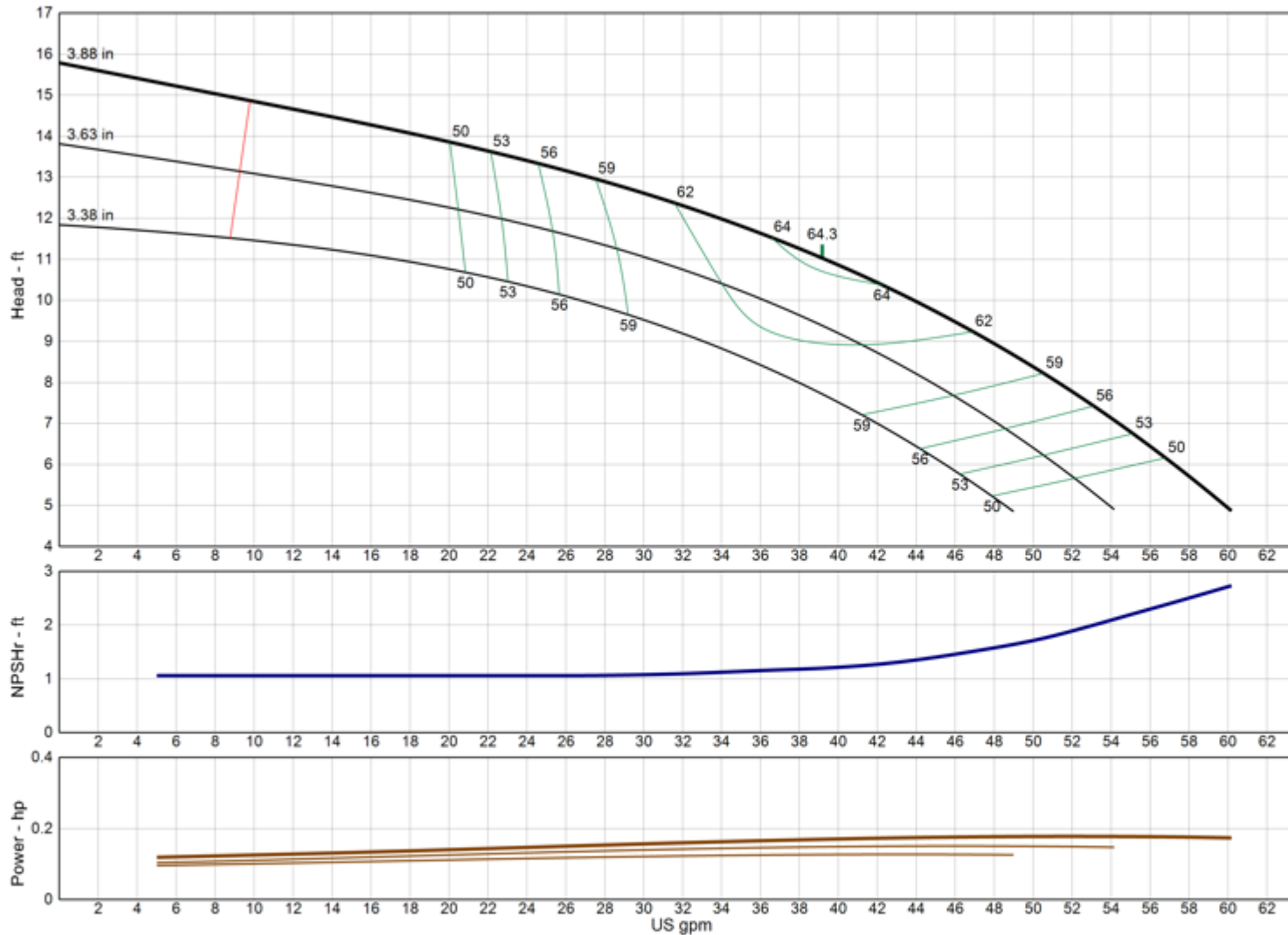
Lubbock, Texas

NOMINAL BOWL PERFORMANCE CURVE AND DATA BASED ON PUMPING CLEAR, NON-AERATED WATER AND USING STANDARD MATERIALS OF CONSTRUCTION. RATED POINT ONLY CAN BE GUARANTEED BY THE FACTORY. CURVES REPRESENT SINGLE STAGE AVERAGE PERFORMANCE BASED ON TEST OF MULTI-STAGE BOWL ASSEMBLY. EFFICIENCY CORRECTION APPLIES DIRECTLY TO EFFICIENCY (-) AND HEAD (x) FOR LESSER STAGES. ACTUAL DRIVER OPERATING SPEED SHOULD BE VERIFIED.

MODEL 5RWALC

(Effective July 17, 2019)

Vertical Turbine Pump



Model	5RWALC
RPM	1730
Freq Poles	60 Hz 4-pole
Pump Type	Submersible
EFFICIENCY CORRECTION	
1-STAGE	-4.0
2-STAGE	-2.0
3-STAGE	-1.0
4-STAGE	0.0
Impeller Type	Enclosed
Ns	1790
Thrust K-Factor	1.30 lb/ft
Bowl OD	5.20 in
Bowl Lateral	0.50 in
Max PSI	480 psi
Thd Disch Size	3", 4"

TURBINE OPERATIONS

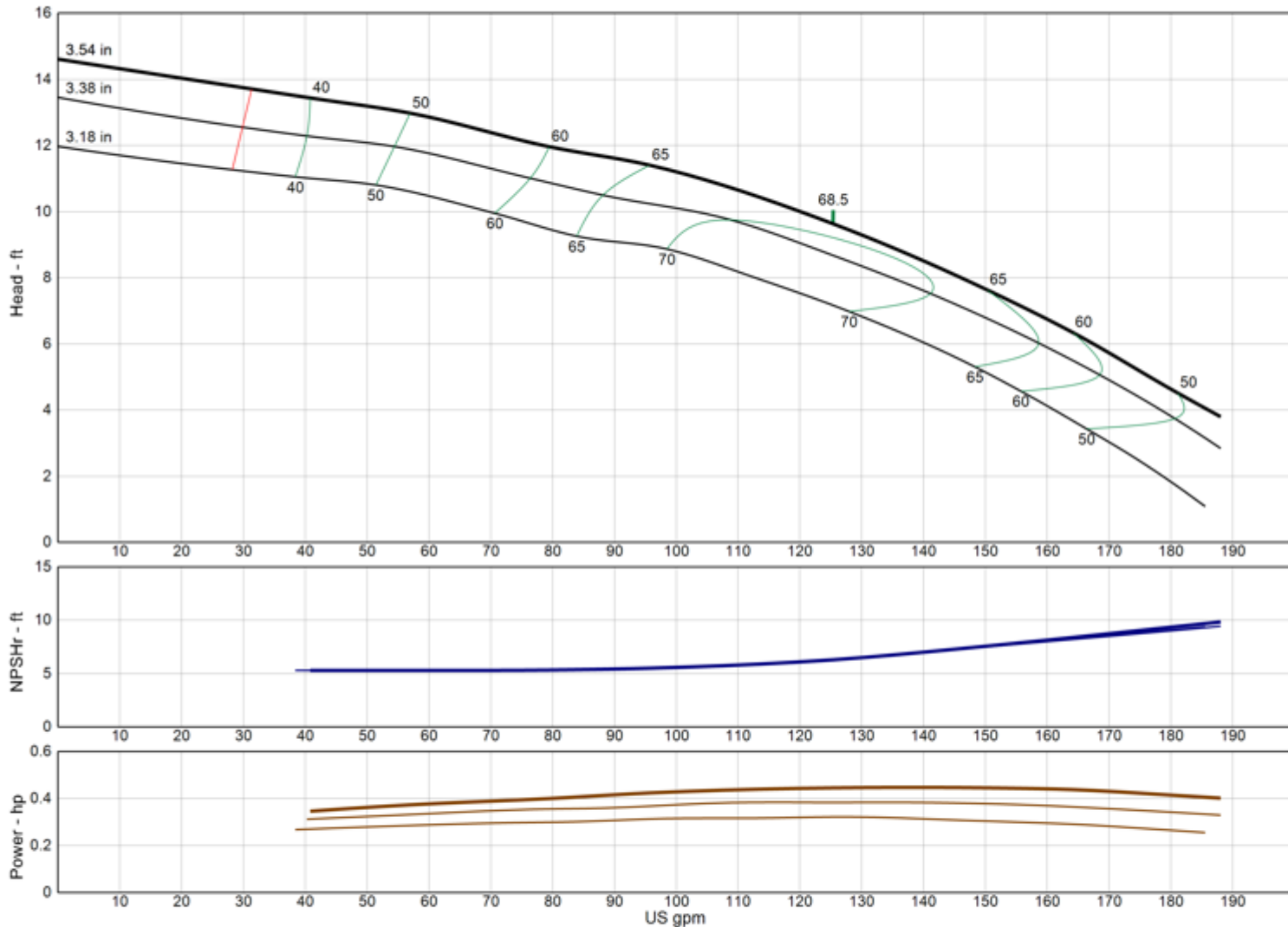
Lubbock, Texas

NOMINAL BOWL PERFORMANCE CURVE AND DATA BASED ON PUMPING CLEAR, NON-AERATED WATER AND USING STANDARD MATERIALS OF CONSTRUCTION. RATED POINT ONLY CAN BE GUARANTEED BY THE FACTORY. CURVES REPRESENT SINGLE STAGE AVERAGE PERFORMANCE BASED ON TEST OF MULTI-STAGE BOWL ASSEMBLY. EFFICIENCY CORRECTION APPLIES DIRECTLY TO EFFICIENCY (-) AND HEAD (x) FOR LESSER STAGES. ACTUAL DRIVER OPERATING SPEED SHOULD BE VERIFIED.

MODEL 5THC

(Effective July 17, 2019)

Vertical Turbine Pump



Model	5THC
RPM	1730
Freq Poles	60 Hz 4-pole
Pump Type	Submersible
EFFICIENCY CORRECTION	
1-STAGE	-3.0
2-STAGE	-2.0
3-STAGE	-1.0
4-STAGE	0.0
Impeller Type	Enclosed
Ns	3545
Thrust K-Factor	2.36 lb/ft
Bowl OD	5.13 in
Bowl Lateral	0.25 in
Max PSI	480 psi
Thd Disch Size	3", 4"

TURBINE OPERATIONS
Lubbock, Texas

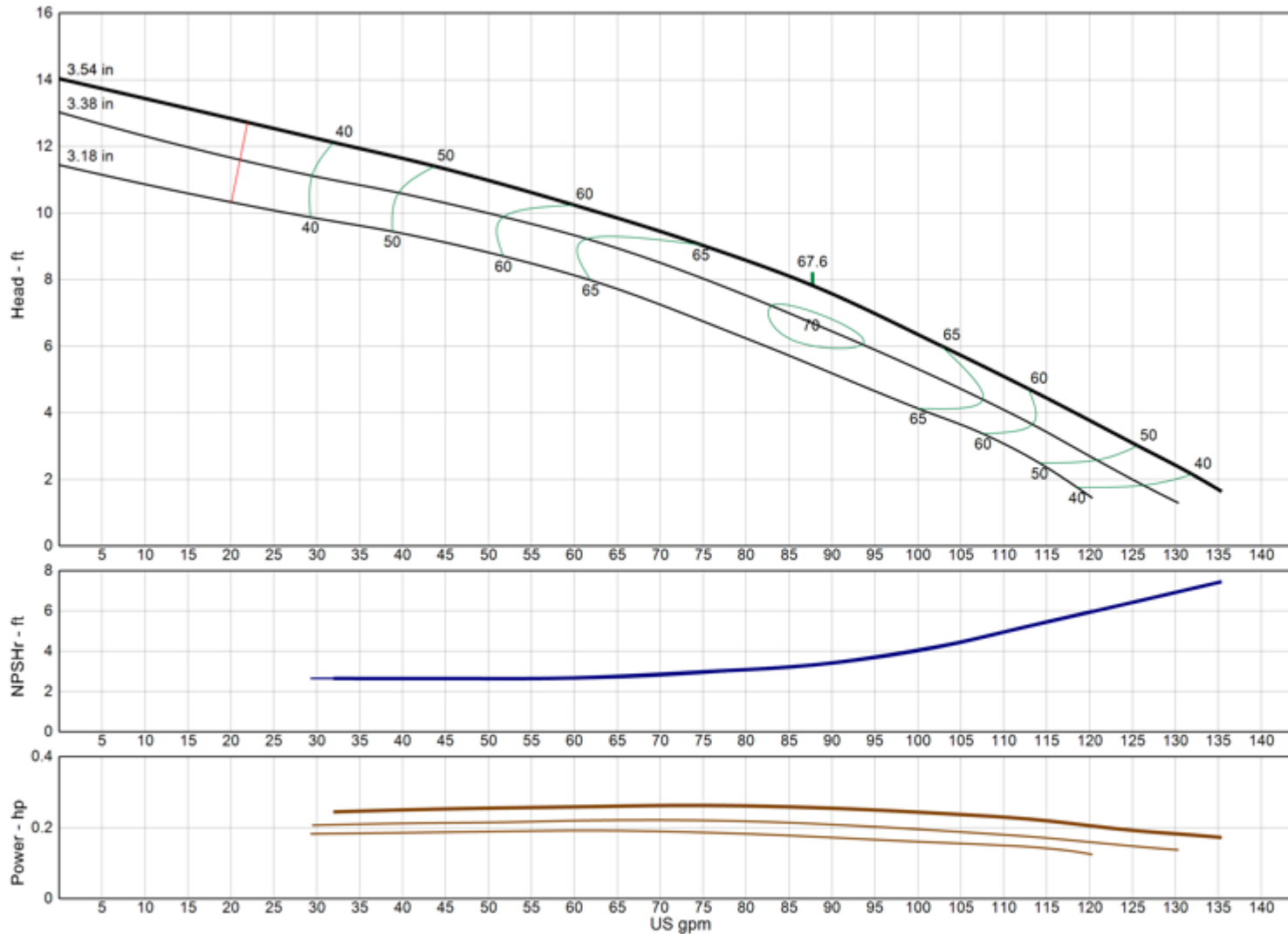
NOMINAL BOWL PERFORMANCE CURVE AND DATA BASED ON PUMPING CLEAR, NON-AERATED WATER AND USING STANDARD MATERIALS OF CONSTRUCTION. RATED POINT ONLY CAN BE GUARANTEED BY THE FACTORY. CURVES REPRESENT SINGLE STAGE AVERAGE PERFORMANCE BASED ON TEST OF MULTI-STAGE BOWL ASSEMBLY. EFFICIENCY CORRECTION APPLIES DIRECTLY TO EFFICIENCY (-) AND HEAD (x) FOR LESSER STAGES. ACTUAL DRIVER OPERATING SPEED SHOULD BE VERIFIED.



MODEL 5TLC

(Effective July 17, 2019)

Vertical Turbine Pump



Model	5TLC
RPM	1730
Freq Poles	60 Hz 4-pole
Pump Type	Submersible
EFFICIENCY CORRECTION	
1-STAGE	-3.0
2-STAGE	-2.0
3-STAGE	-0.5
4-STAGE	0.0
Impeller Type	Enclosed
Ns	3465
Thrust K-Factor	2.36 lb/ft
Bowl OD	5.13 in
Bowl Lateral	0.25 in
Max PSI	480 psi
Thd Disch Size	3", 4"

TURBINE OPERATIONS
Lubbock, Texas

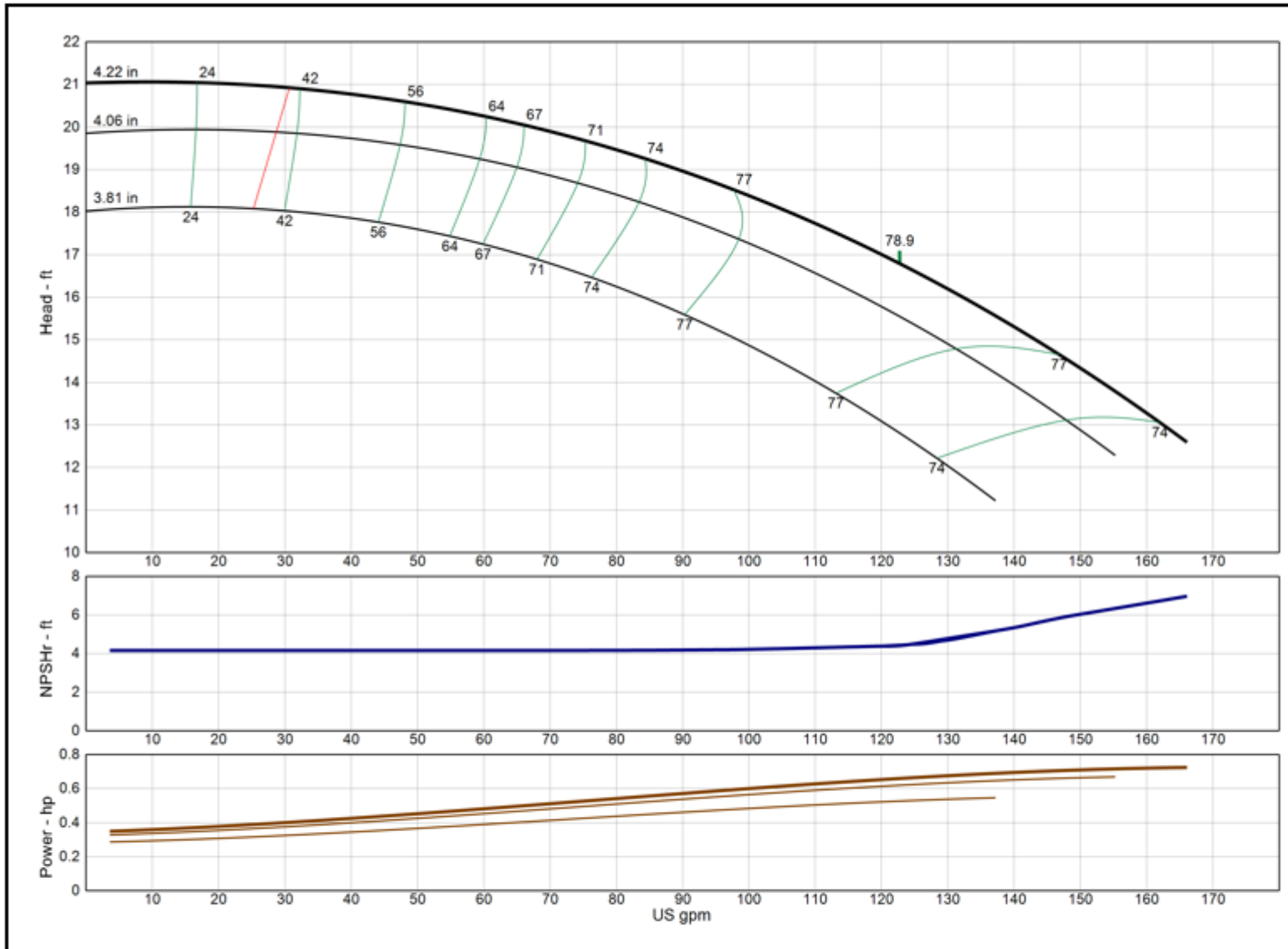
NOMINAL BOWL PERFORMANCE CURVE AND DATA BASED ON PUMPING CLEAR, NON-AERATED WATER AND USING STANDARD MATERIALS OF CONSTRUCTION. RATED POINT ONLY CAN BE GUARANTEED BY THE FACTORY. CURVES REPRESENT SINGLE STAGE AVERAGE PERFORMANCE BASED ON TEST OF MULTI-STAGE BOWL ASSEMBLY. EFFICIENCY CORRECTION APPLIES DIRECTLY TO EFFICIENCY (-) AND HEAD (x) FOR LESSER STAGES. ACTUAL DRIVER OPERATING SPEED SHOULD BE VERIFIED.



MODEL 6CHC

(Effective December 18, 2019)

Vertical Turbine Pump



Model	6CHC
RPM	1730
Freq Poles	60 Hz 4-pole
Pump Type	Submersible
EFFICIENCY CORRECTION	
1-STAGE	-3.0
2-STAGE	-2.0
3-STAGE	-1.0
4-STAGE	0.0
Impeller Type	Enclosed
Ns	2310
Thrust K-Factor	2.10 lb/ft
Bowl OD	5.88 in
Bowl Lateral	0.25 in
Max PSI	450 psi
Thd Disch Size	3", 4"

TURBINE OPERATIONS
 Lubbock, Texas

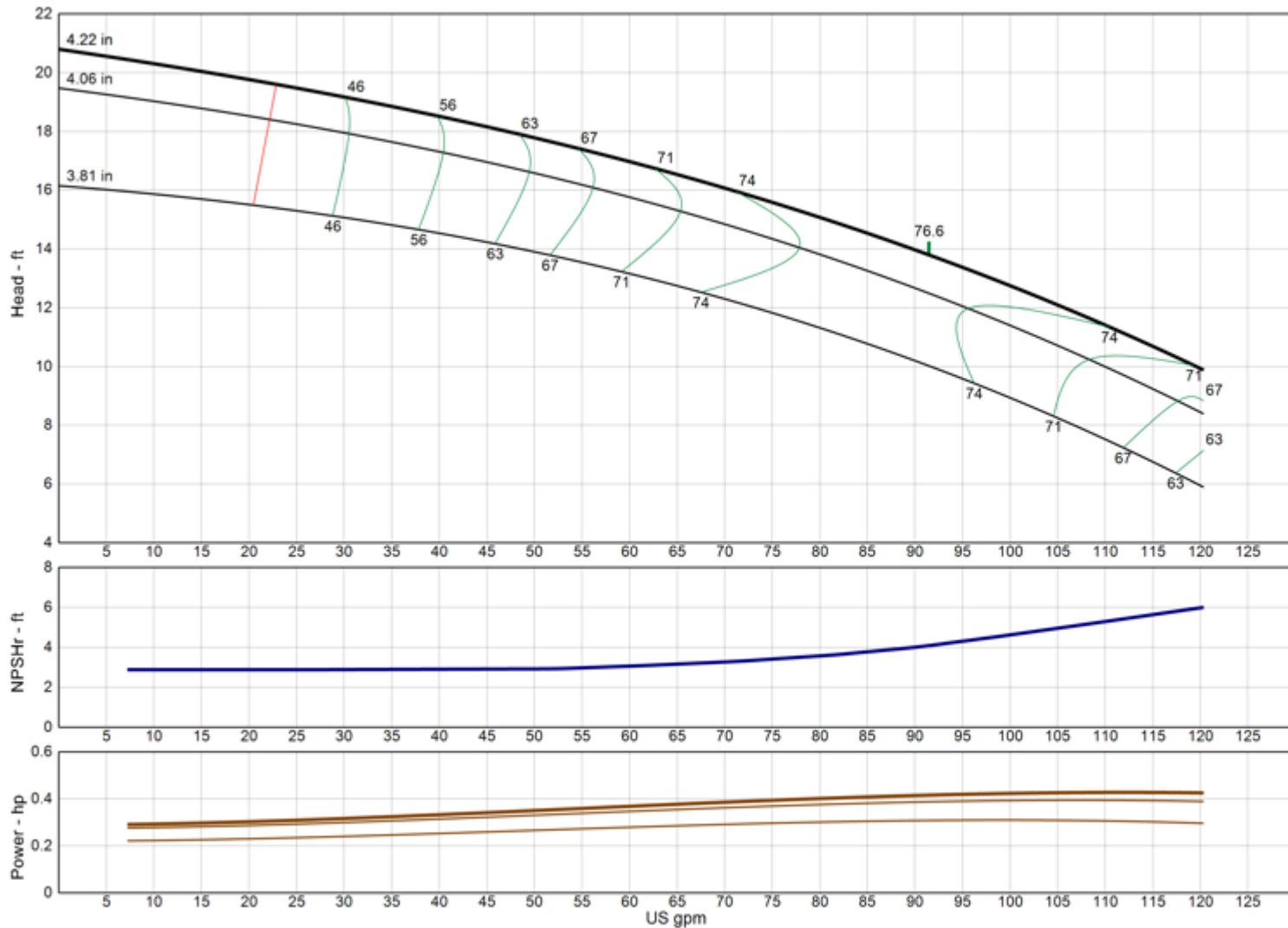
NOMINAL BOWL PERFORMANCE CURVE AND DATA BASED ON PUMPING CLEAR, NON-AERATED WATER AND USING STANDARD MATERIALS OF CONSTRUCTION. RATED POINT ONLY CAN BE GUARANTEED BY THE FACTORY. CURVES REPRESENT SINGLE STAGE AVERAGE PERFORMANCE BASED ON TEST OF MULTI-STAGE BOWL ASSEMBLY. EFFICIENCY CORRECTION APPLIES DIRECTLY TO EFFICIENCY (-) AND HEAD (x) FOR LESSER STAGES. ACTUAL DRIVER OPERATING SPEED SHOULD BE VERIFIED.



MODEL 6CLC

(Effective July 17, 2019)

Vertical Turbine Pump



Model	6CLC
RPM	1730
Freq Poles	60 Hz 4-pole
Pump Type	Submersible
EFFICIENCY CORRECTION	
1-STAGE	-3.0
2-STAGE	-2.0
3-STAGE	-1.0
4-STAGE	0.0
Impeller Type	Enclosed
Ns	2310
Thrust K-Factor	2.10 lb/ft
Bowl OD	5.88 in
Bowl Lateral	0.25 in
Max PSI	450 psi
Thd Disch Size	3", 4"

TURBINE OPERATIONS

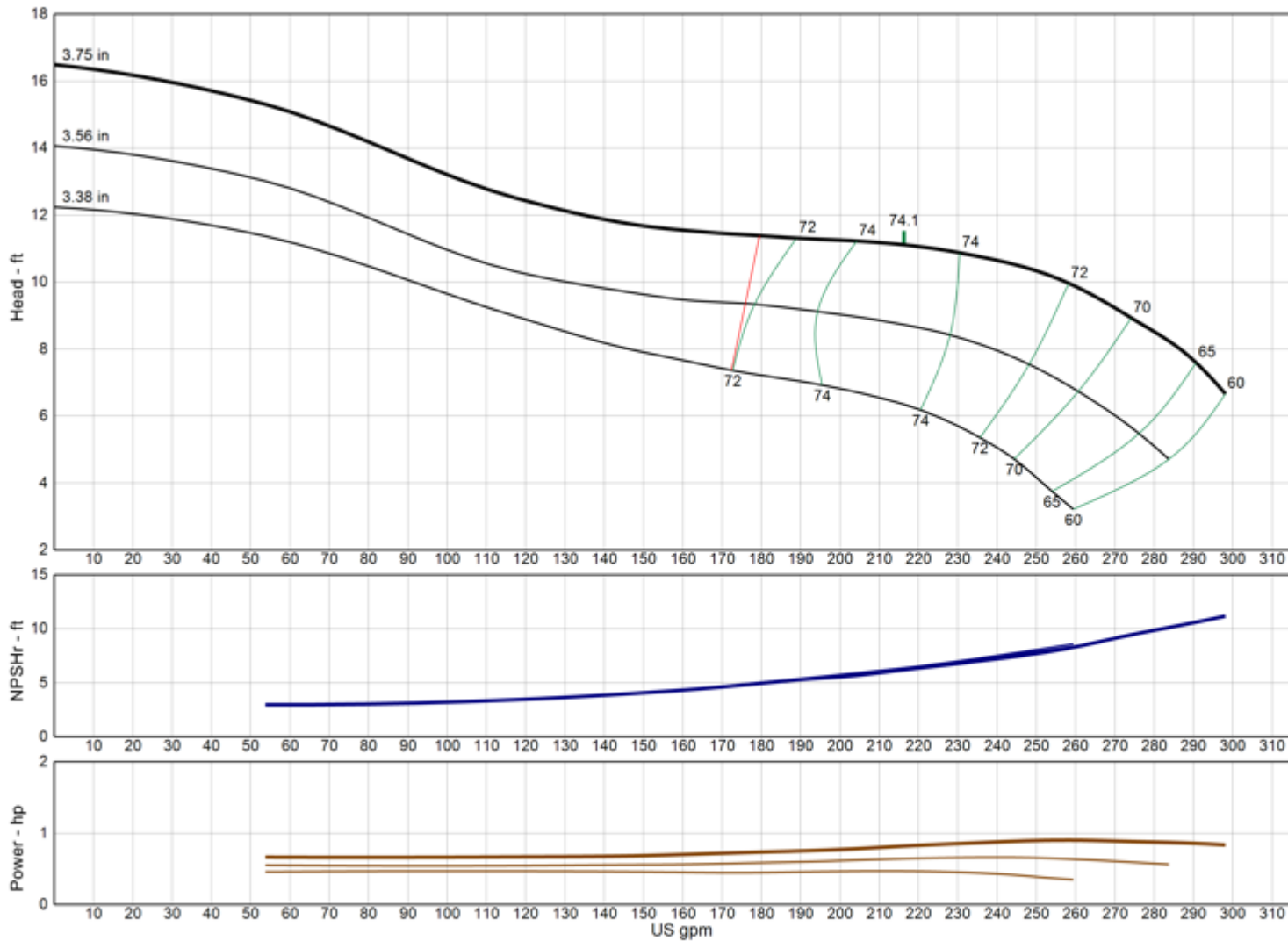
Lubbock, Texas

NOMINAL BOWL PERFORMANCE CURVE AND DATA BASED ON PUMPING CLEAR, NON-AERATED WATER AND USING STANDARD MATERIALS OF CONSTRUCTION. RATED POINT ONLY CAN BE GUARANTEED BY THE FACTORY. CURVES REPRESENT SINGLE STAGE AVERAGE PERFORMANCE BASED ON TEST OF MULTI-STAGE BOWL ASSEMBLY. EFFICIENCY CORRECTION APPLIES DIRECTLY TO EFFICIENCY (-) AND HEAD (x) FOR LESSER STAGES. ACTUAL DRIVER OPERATING SPEED SHOULD BE VERIFIED.

MODEL 6DHHC

(Effective July 17, 2019)

Vertical Turbine Pump



Model	6DHHC
RPM	1730
Freq Poles	60 Hz 4-pole
Pump Type	Submersible
EFFICIENCY CORRECTION	
1-STAGE	-3.0
2-STAGE	-2.0
3-STAGE	-1.0
4-STAGE	0.0
Impeller Type	Enclosed
Ns	4180
Thrust K-Factor	5.60 lb/ft
Bowl OD	5.50 in
Bowl Lateral	0.56 in
Max PSI	530 psi
Thd Disch Size	4", 5"

TURBINE OPERATIONS

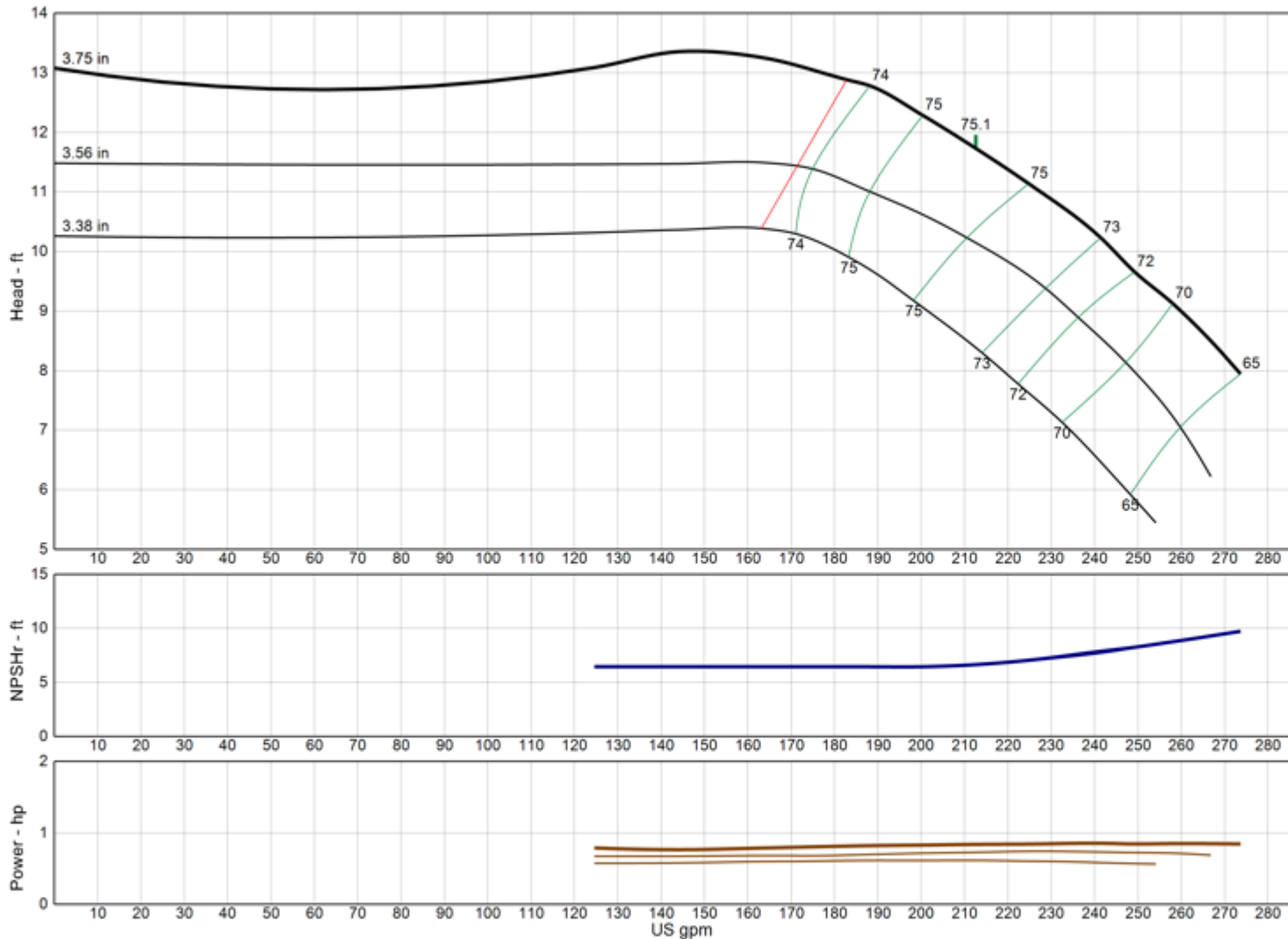
Lubbock, Texas

NOMINAL BOWL PERFORMANCE CURVE AND DATA BASED ON PUMPING CLEAR, NON-AERATED WATER AND USING STANDARD MATERIALS OF CONSTRUCTION. RATED POINT ONLY CAN BE GUARANTEED BY THE FACTORY. CURVES REPRESENT SINGLE STAGE AVERAGE PERFORMANCE BASED ON TEST OF MULTI-STAGE BOWL ASSEMBLY. EFFICIENCY CORRECTION APPLIES DIRECTLY TO EFFICIENCY (-) AND HEAD (x) FOR LESSER STAGES. ACTUAL DRIVER OPERATING SPEED SHOULD BE VERIFIED.

MODEL 6DHHO

(Effective July 17, 2019)

Vertical Turbine Pump



Model	6DHHO
RPM	1730
Freq Poles	60 Hz 4-pole
Pump Type	Submersible
EFFICIENCY CORRECTION	
1-STAGE	-3.0
2-STAGE	-2.0
3-STAGE	-1.0
4-STAGE	0.0
Impeller Type	Open
Ns	3980
Thrust K-Factor	5.60 lb/ft
Bowl OD	5.50 in
Bowl Lateral	0.56 in
Max PSI	530 psi
Thd Disch Size	4", 5"

TURBINE OPERATIONS

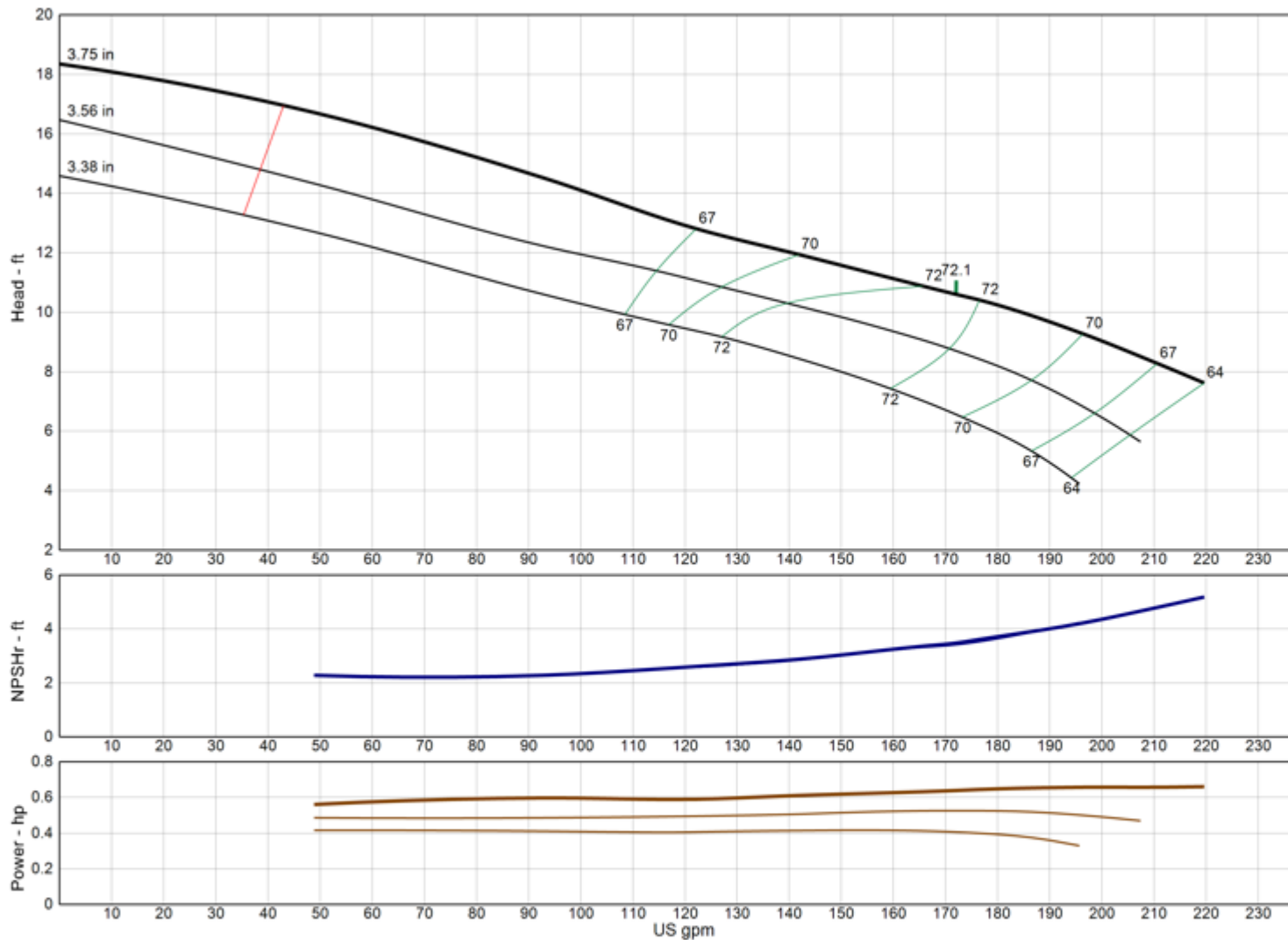
Lubbock, Texas

NOMINAL BOWL PERFORMANCE CURVE AND DATA BASED ON PUMPING CLEAR, NON-AERATED WATER AND USING STANDARD MATERIALS OF CONSTRUCTION. RATED POINT ONLY CAN BE GUARANTEED BY THE FACTORY. CURVES REPRESENT SINGLE STAGE AVERAGE PERFORMANCE BASED ON TEST OF MULTI-STAGE BOWL ASSEMBLY. EFFICIENCY CORRECTION APPLIES DIRECTLY TO EFFICIENCY (-) AND HEAD (x) FOR LESSER STAGES. ACTUAL DRIVER OPERATING SPEED SHOULD BE VERIFIED.

MODEL 6DHLC

(Effective July 17, 2019)

Vertical Turbine Pump



Model	6DHLC
RPM	1730
Freq Poles	60 Hz 4-pole
Pump Type	Submersible
EFFICIENCY CORRECTION	
1-STAGE	-3.0
2-STAGE	-2.0
3-STAGE	-1.0
4-STAGE	0.0
Impeller Type	Enclosed
Ns	3860
Thrust K-Factor	5.60 lb/ft
Bowl OD	5.50 in
Bowl Lateral	0.56 in
Max PSI	530 psi
Thd Disch Size	4", 5"

TURBINE OPERATIONS
Lubbock, Texas

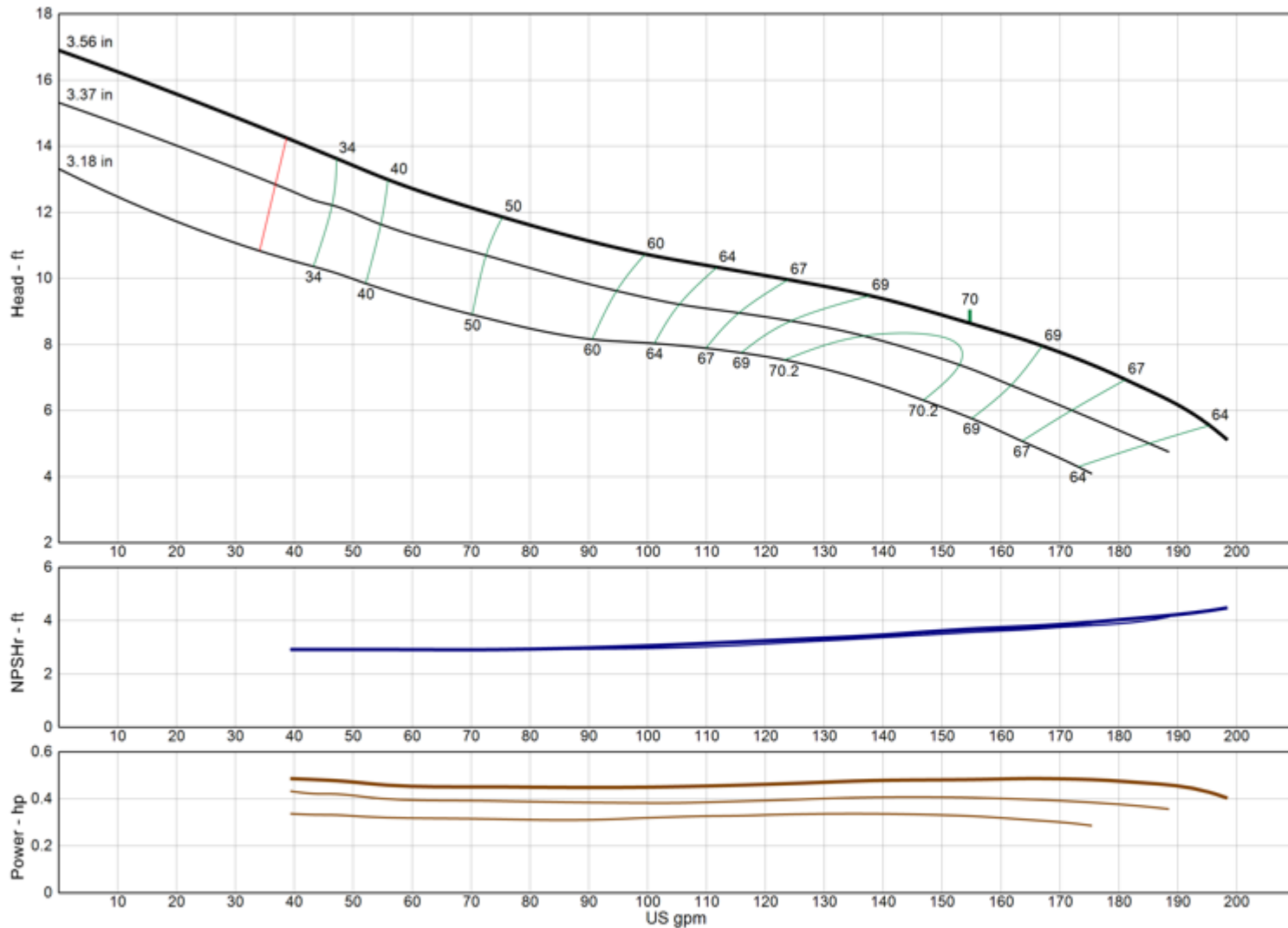
NOMINAL BOWL PERFORMANCE CURVE AND DATA BASED ON PUMPING CLEAR, NON-AERATED WATER AND USING STANDARD MATERIALS OF CONSTRUCTION. RATED POINT ONLY CAN BE GUARANTEED BY THE FACTORY. CURVES REPRESENT SINGLE STAGE AVERAGE PERFORMANCE BASED ON TEST OF MULTI-STAGE BOWL ASSEMBLY. EFFICIENCY CORRECTION APPLIES DIRECTLY TO EFFICIENCY (-) AND HEAD (x) FOR LESSER STAGES. ACTUAL DRIVER OPERATING SPEED SHOULD BE VERIFIED.



MODEL 6DHLO

(Effective July 17, 2019)

Vertical Turbine Pump



Model	6DHLO
RPM	1730
Freq Poles	60 Hz 4-pole
Pump Type	Submersible
EFFICIENCY CORRECTION	
1-STAGE	-3.0
2-STAGE	-2.0
3-STAGE	-1.0
4-STAGE	0.0
Impeller Type	Open
Ns	4270
Thrust K-Factor	5.60 lb/ft
Bowl OD	5.50 in
Bowl Lateral	0.56 in
Max PSI	530 psi
Thd Disch Size	4", 5"

TURBINE OPERATIONS

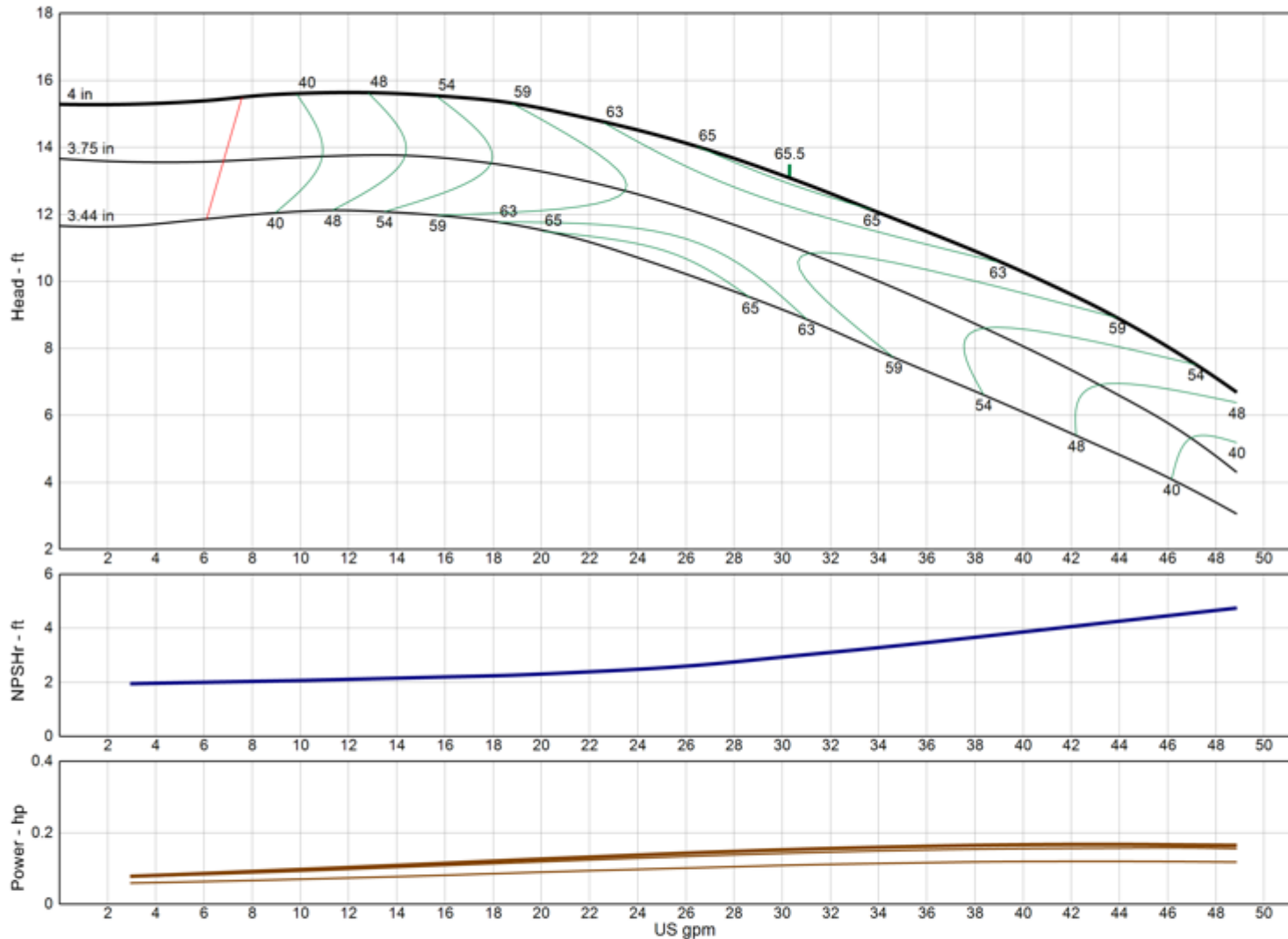
Lubbock, Texas

NOMINAL BOWL PERFORMANCE CURVE AND DATA BASED ON PUMPING CLEAR, NON-AERATED WATER AND USING STANDARD MATERIALS OF CONSTRUCTION. RATED POINT ONLY CAN BE GUARANTEED BY THE FACTORY. CURVES REPRESENT SINGLE STAGE AVERAGE PERFORMANCE BASED ON TEST OF MULTI-STAGE BOWL ASSEMBLY. EFFICIENCY CORRECTION APPLIES DIRECTLY TO EFFICIENCY (-) AND HEAD (x) FOR LESSER STAGES. ACTUAL DRIVER OPERATING SPEED SHOULD BE VERIFIED.

MODEL 6RAHC

(Effective July 17, 2019)

Vertical Turbine Pump



Model	6RAHC
RPM	1730
Freq Poles	60 Hz 4-pole
Pump Type	Submersible
EFFICIENCY CORRECTION	
1-STAGE	-3.0
2-STAGE	-2.0
3-STAGE	-1.0
4-STAGE	0.0
Impeller Type	Enclosed
Ns	1385
Thrust K-Factor	1.18 lb/ft
Bowl OD	5.50 in
Bowl Lateral	0.25 in
Max PSI	540 psi
Thd Disch Size	3", 4"

TURBINE OPERATIONS

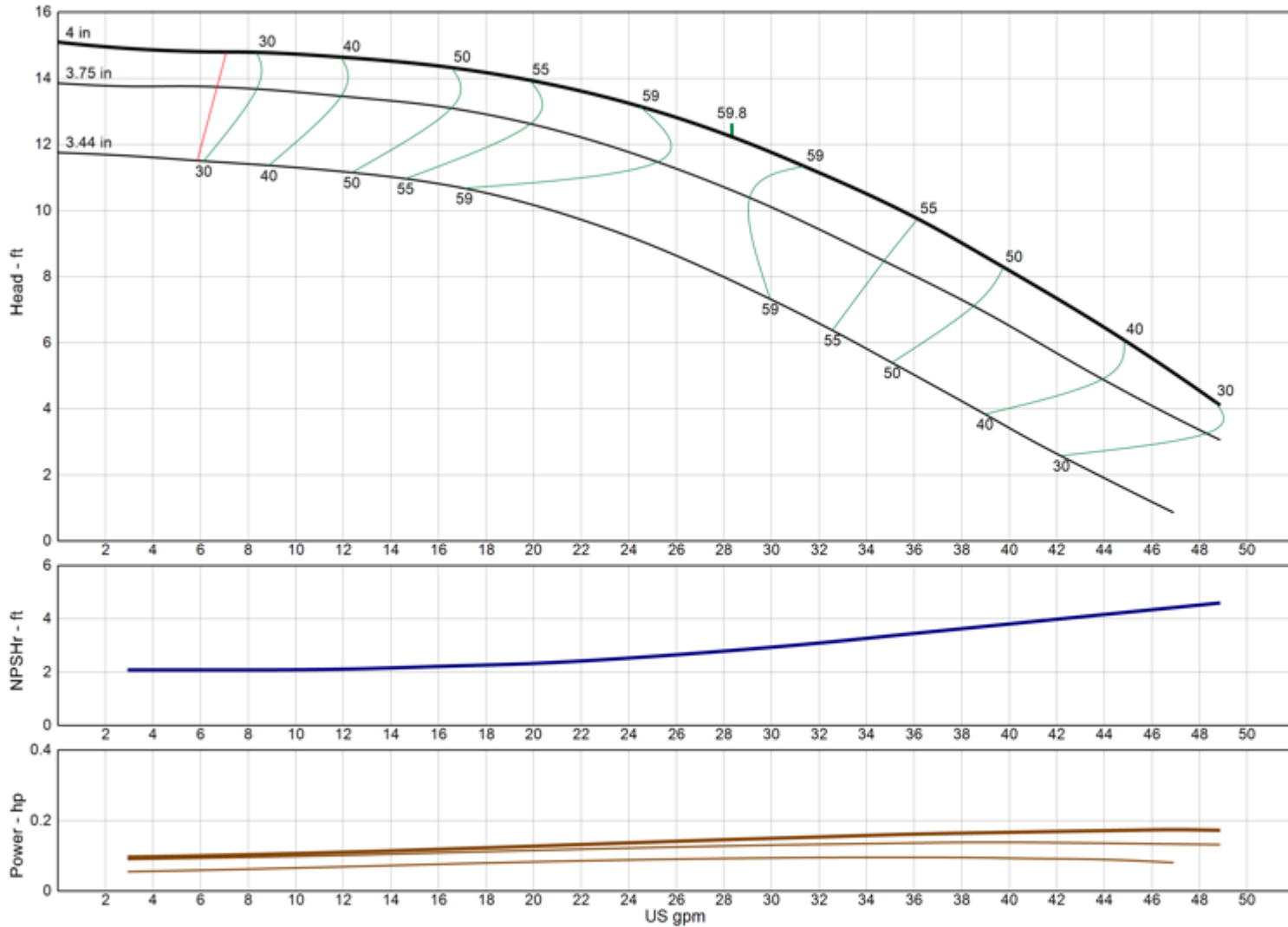
Lubbock, Texas

NOMINAL BOWL PERFORMANCE CURVE AND DATA BASED ON PUMPING CLEAR, NON-AERATED WATER AND USING STANDARD MATERIALS OF CONSTRUCTION. RATED POINT ONLY CAN BE GUARANTEED BY THE FACTORY. CURVES REPRESENT SINGLE STAGE AVERAGE PERFORMANCE BASED ON TEST OF MULTI-STAGE BOWL ASSEMBLY. EFFICIENCY CORRECTION APPLIES DIRECTLY TO EFFICIENCY (-) AND HEAD (x) FOR LESSER STAGES. ACTUAL DRIVER OPERATING SPEED SHOULD BE VERIFIED.

MODEL 6RALC

(Effective July 17, 2019)

Vertical Turbine Pump



Model	6RALC
RPM	1730
Freq Poles	60 Hz 4-pole
Pump Type	Submersible
EFFICIENCY CORRECTION	
1-STAGE	-3.0
2-STAGE	-2.0
3-STAGE	-1.0
4-STAGE	0.0
Impeller Type	Enclosed
Ns	1410
Thrust K-Factor	1.18 lb/ft
Bowl OD	5.50 in
Bowl Lateral	0.25 in
Max PSI	540 psi
Thd Disch Size	3", 4"

TURBINE OPERATIONS
 Lubbock, Texas

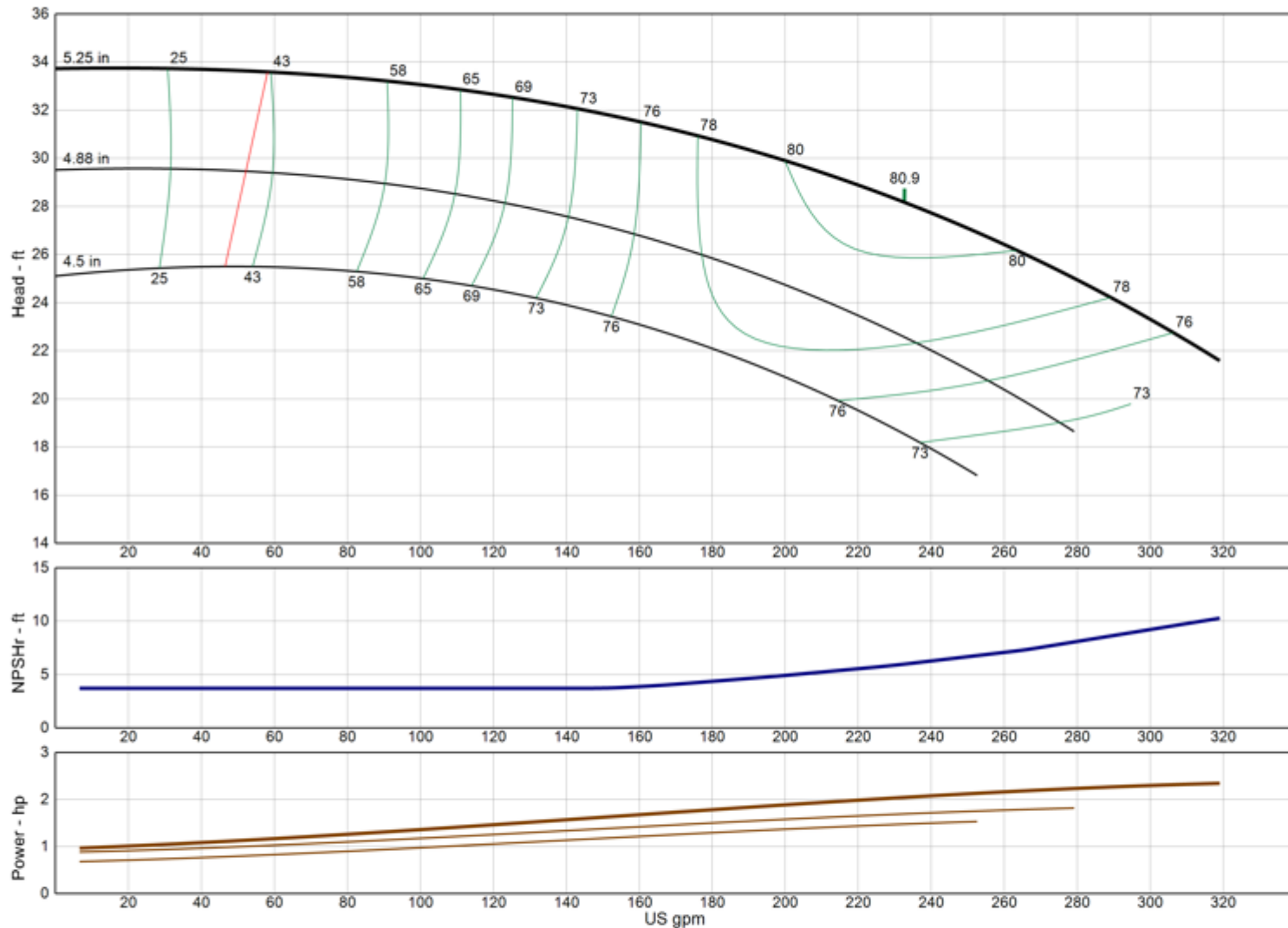
NOMINAL BOWL PERFORMANCE CURVE AND DATA BASED ON PUMPING CLEAR, NON-AERATED WATER AND USING STANDARD MATERIALS OF CONSTRUCTION. RATED POINT ONLY CAN BE GUARANTEED BY THE FACTORY. CURVES REPRESENT SINGLE STAGE AVERAGE PERFORMANCE BASED ON TEST OF MULTI-STAGE BOWL ASSEMBLY. EFFICIENCY CORRECTION APPLIES DIRECTLY TO EFFICIENCY (-) AND HEAD (x) FOR LESSER STAGES. ACTUAL DRIVER OPERATING SPEED SHOULD BE VERIFIED.



MODEL 7CHC

(Effective December 18, 2019)

Vertical Turbine Pump



Model	7CHC
RPM	1730
Freq Poles	60 Hz 4-pole
Pump Type	Submersible
EFFICIENCY CORRECTION	
1-STAGE	-2.0
2-STAGE	-1.0
3-STAGE	0.0
4-STAGE	0.0
Impeller Type	Enclosed
Ns	2160
Thrust K-Factor	3.50 lb/ft
Bowl OD	7.13 in
Bowl Lateral	0.50 in
Max PSI	350 psi
Thd Disch Size	4", 5", 6"

TURBINE OPERATIONS

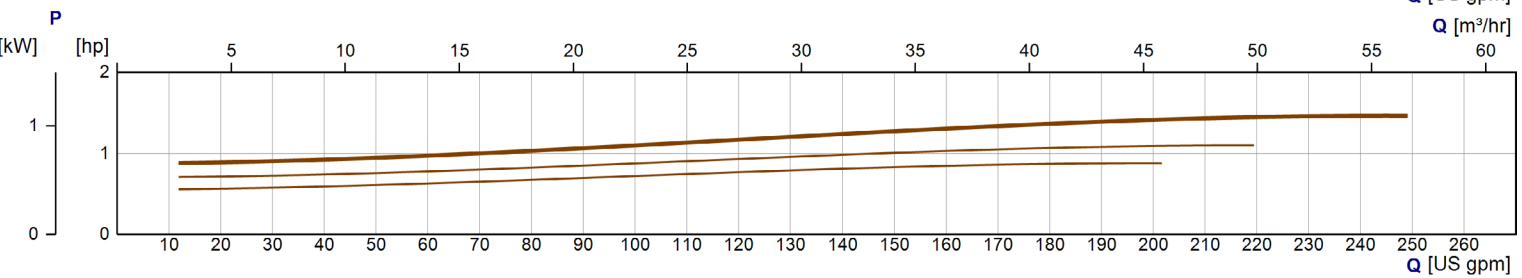
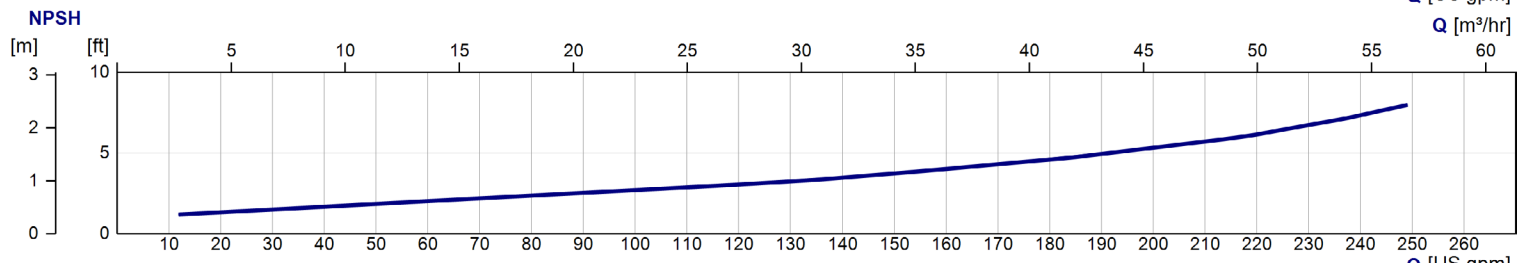
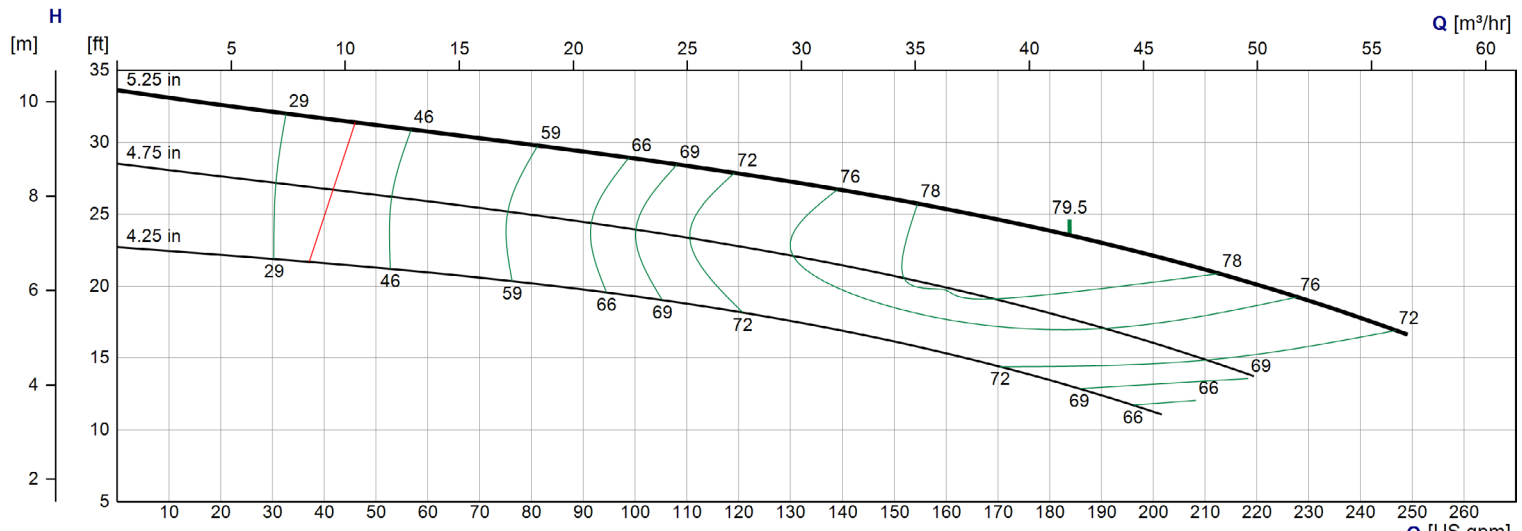
Lubbock, Texas

NOMINAL BOWL PERFORMANCE CURVE AND DATA BASED ON PUMPING CLEAR, NON-AERATED WATER AND USING STANDARD MATERIALS OF CONSTRUCTION. RATED POINT ONLY CAN BE GUARANTEED BY THE FACTORY. CURVES REPRESENT SINGLE STAGE AVERAGE PERFORMANCE BASED ON TEST OF MULTI-STAGE BOWL ASSEMBLY. EFFICIENCY CORRECTION APPLIES DIRECTLY TO EFFICIENCY (-) AND HEAD (x) FOR LESSER STAGES. ACTUAL DRIVER OPERATING SPEED SHOULD BE VERIFIED.

MODEL 7CLC

(Effective January 11, 2022)

Vertical Turbine Pump



Model	7CLC
RPM	1730
Freq Poles	60 Hz 4-pole
Pump Type	Submersible
EFFICIENCY CORRECTION	
1-STAGE	-2.0
2-STAGE	-1.0
3-STAGE	0.0
4-STAGE	0.0
Impeller Type	Enclosed
Ns	2105
Thrust K-Factor	3.50 lb/ft
Bowl OD	7.13 in
Bowl Lateral	0.50 in
Max PSI	350 psi
Thd Disch Size	4", 5", 6"

TURBINE OPERATIONS
Lubbock, Texas

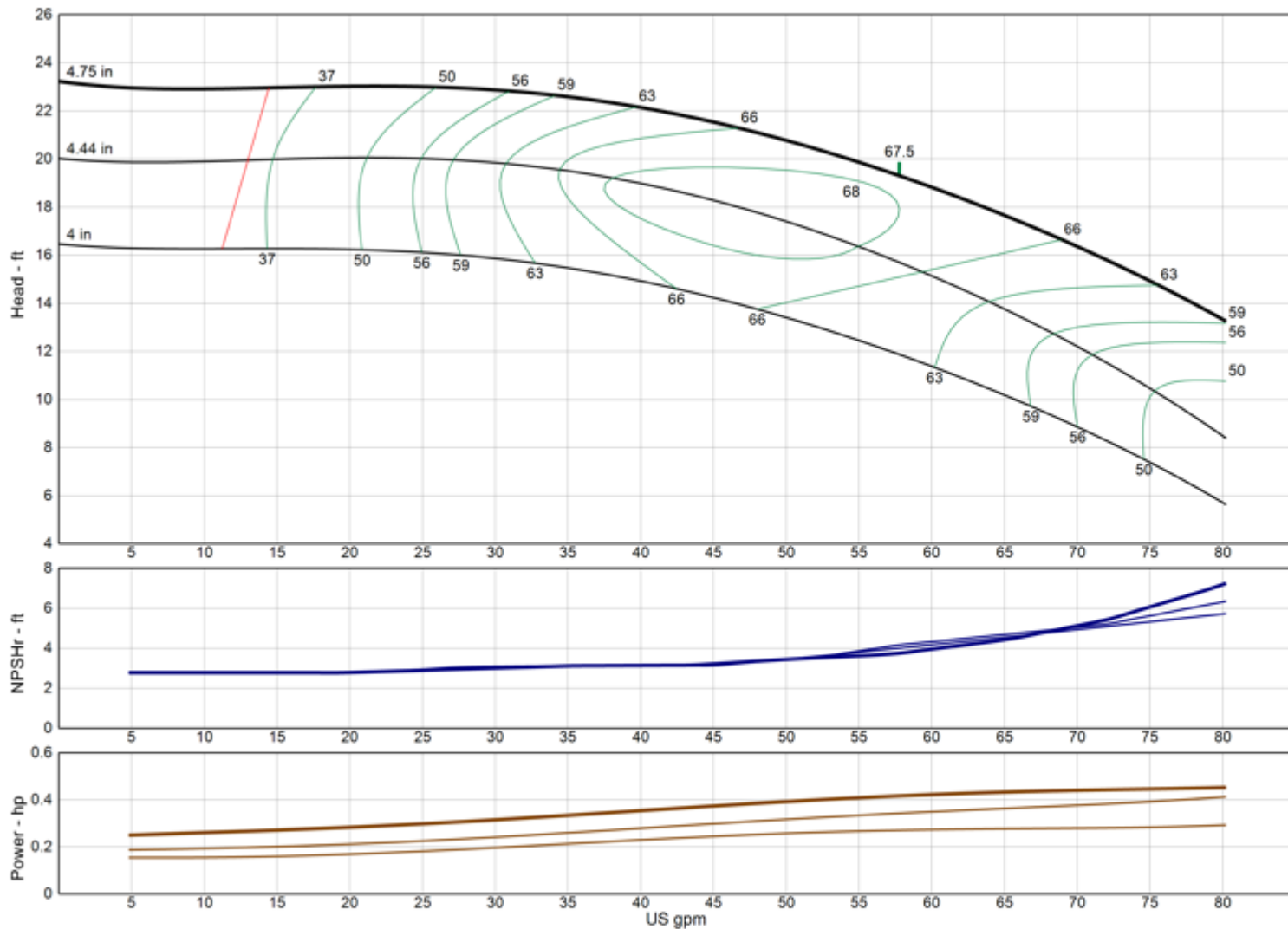
NOMINAL BOWL PERFORMANCE CURVE AND DATA BASED ON PUMPING CLEAR, NON-AERATED WATER AND USING STANDARD MATERIALS OF CONSTRUCTION. RATED POINT ONLY CAN BE GUARANTEED BY THE FACTORY. CURVES REPRESENT SINGLE STAGE AVERAGE PERFORMANCE BASED ON TEST OF MULTI-STAGE BOWL ASSEMBLY. EFFICIENCY CORRECTION APPLIES DIRECTLY TO EFFICIENCY (-) AND HEAD (x) FOR LESSER STAGES. ACTUAL DRIVER OPERATING SPEED SHOULD BE VERIFIED.



MODEL 7RAHC

(Effective July 17, 2019)

Vertical Turbine Pump



Model	7RAHC
RPM	1730
Freq Poles	60 Hz 4-pole
Pump Type	Submersible
EFFICIENCY CORRECTION	
1-STAGE	-3.0
2-STAGE	-2.0
3-STAGE	-1.0
4-STAGE	0.0
Impeller Type	Enclosed
Ns	1425
Thrust K-Factor	1.61 lb/ft
Bowl OD	7.50 in
Bowl Lateral	0.25 in
Max PSI	410 psi
Thd Disch Size	3", 4"

TURBINE OPERATIONS

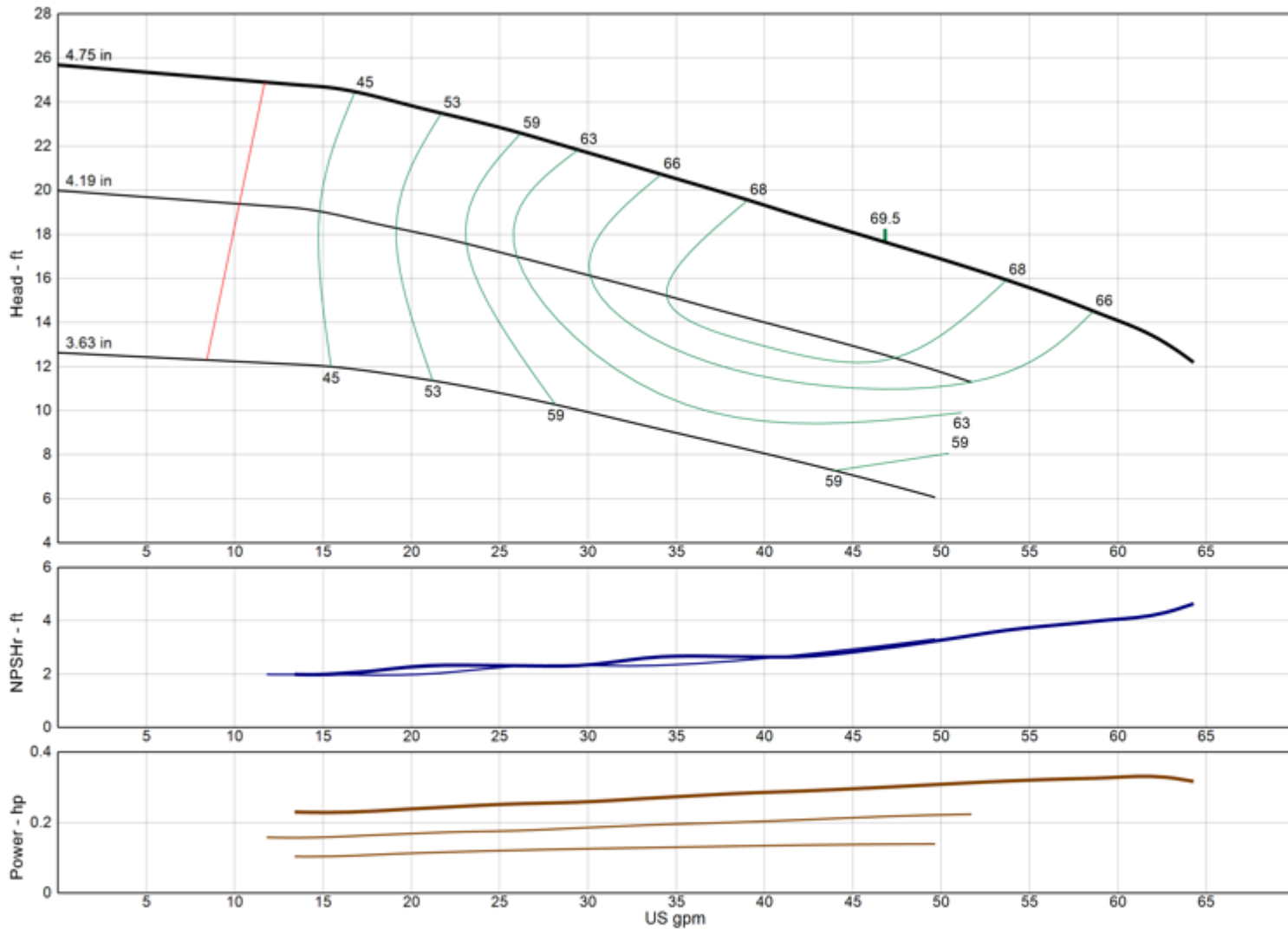
Lubbock, Texas

NOMINAL BOWL PERFORMANCE CURVE AND DATA BASED ON PUMPING CLEAR, NON-AERATED WATER AND USING STANDARD MATERIALS OF CONSTRUCTION. RATED POINT ONLY CAN BE GUARANTEED BY THE FACTORY. CURVES REPRESENT SINGLE STAGE AVERAGE PERFORMANCE BASED ON TEST OF MULTI-STAGE BOWL ASSEMBLY. EFFICIENCY CORRECTION APPLIES DIRECTLY TO EFFICIENCY (-) AND HEAD (x) FOR LESSER STAGES. ACTUAL DRIVER OPERATING SPEED SHOULD BE VERIFIED.

MODEL 7RALC

(Effective July 17, 2019)

Vertical Turbine Pump



Model	7RALC
RPM	1730
Freq Poles	60 Hz 4-pole
Pump Type	Submersible
EFFICIENCY CORRECTION	
1-STAGE	-4.0
2-STAGE	-2.0
3-STAGE	-1.0
4-STAGE	0.0
Impeller Type	Enclosed
Ns	1375
Thrust K-Factor	1.61 lb/ft
Bowl OD	7.50 in
Bowl Lateral	0.25 in
Max PSI	410 psi
Thd Disch Size	3", 4"

TURBINE OPERATIONS
 Lubbock, Texas

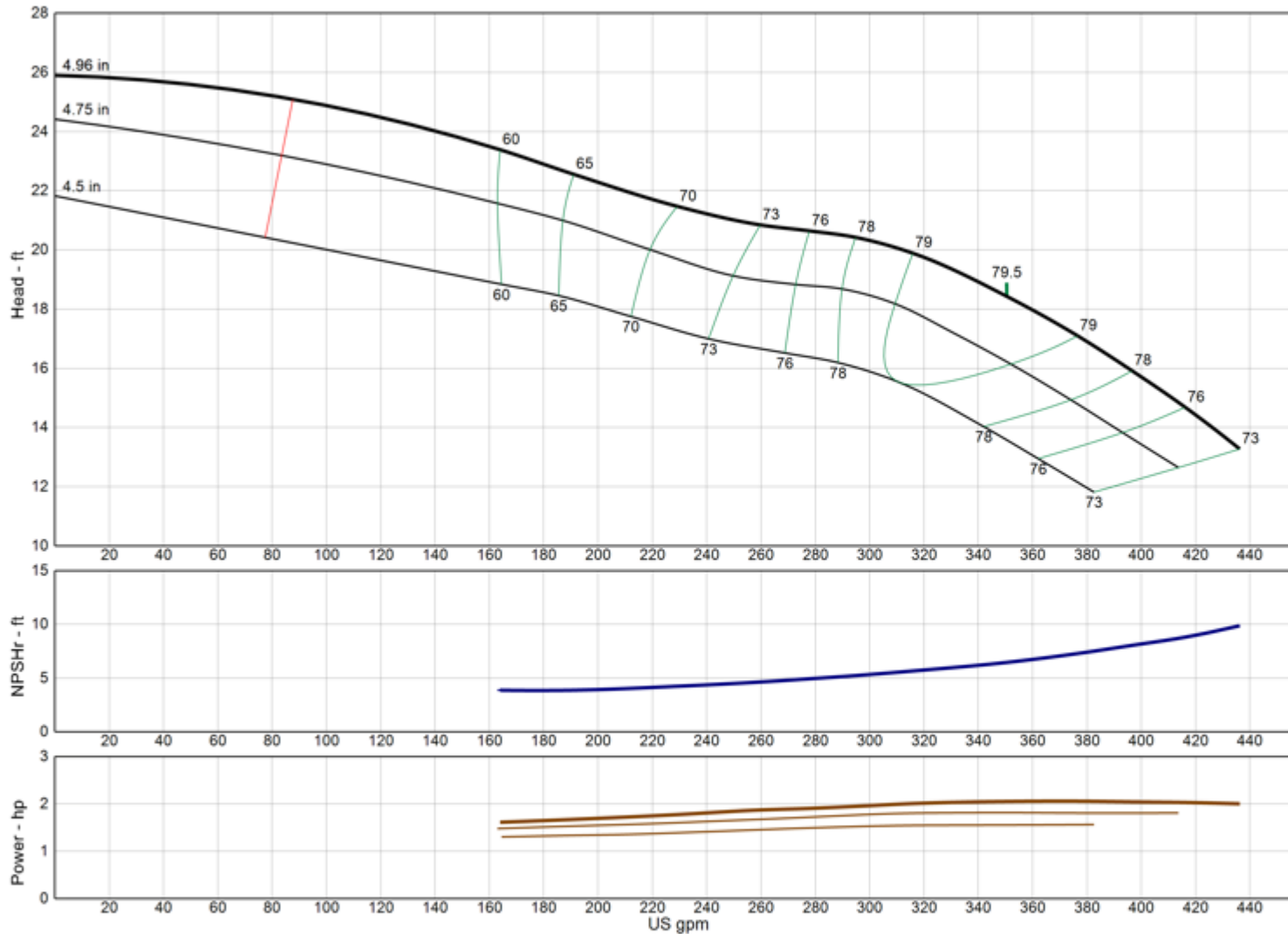
NOMINAL BOWL PERFORMANCE CURVE AND DATA BASED ON PUMPING CLEAR, NON-AERATED WATER AND USING STANDARD MATERIALS OF CONSTRUCTION. RATED POINT ONLY CAN BE GUARANTEED BY THE FACTORY. CURVES REPRESENT SINGLE STAGE AVERAGE PERFORMANCE BASED ON TEST OF MULTI-STAGE BOWL ASSEMBLY. EFFICIENCY CORRECTION APPLIES DIRECTLY TO EFFICIENCY (-) AND HEAD (x) FOR LESSER STAGES. ACTUAL DRIVER OPERATING SPEED SHOULD BE VERIFIED.



MODEL 7THC

(Effective July 17, 2019)

Vertical Turbine Pump



Model	7THC
RPM	1730
Freq Poles	60 Hz 4-pole
Pump Type	Submersible
EFFICIENCY CORRECTION	
1-STAGE	-3.0
2-STAGE	-2.0
3-STAGE	-1.0
4-STAGE	0.0
Impeller Type	Enclosed
Ns	3640
Thrust K-Factor	4.56 lb/ft
Bowl OD	7.13 in
Bowl Lateral	0.38 in
Max PSI	440 psi
Thd Disch Size	4", 6"

TURBINE OPERATIONS

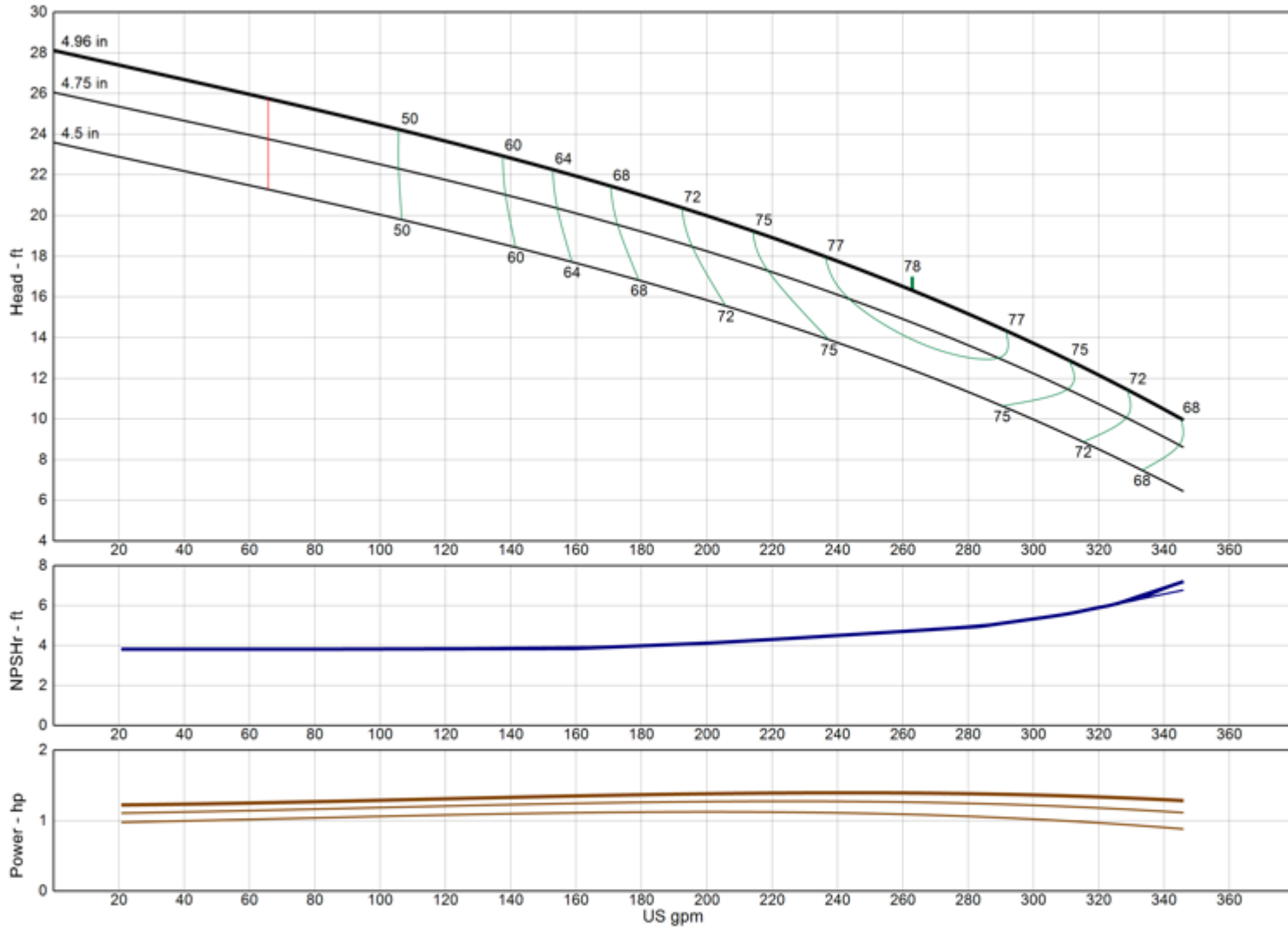
Lubbock, Texas

NOMINAL BOWL PERFORMANCE CURVE AND DATA BASED ON PUMPING CLEAR, NON-AERATED WATER AND USING STANDARD MATERIALS OF CONSTRUCTION. RATED POINT ONLY CAN BE GUARANTEED BY THE FACTORY. CURVES REPRESENT SINGLE STAGE AVERAGE PERFORMANCE BASED ON TEST OF MULTI-STAGE BOWL ASSEMBLY. EFFICIENCY CORRECTION APPLIES DIRECTLY TO EFFICIENCY (-) AND HEAD (x) FOR LESSER STAGES. ACTUAL DRIVER OPERATING SPEED SHOULD BE VERIFIED.

MODEL 7TLC

(Effective July 17, 2019)

Vertical Turbine Pump



Model	7TLC
RPM	1730
Freq Poles	60 Hz 4-pole
Pump Type	Submersible
EFFICIENCY CORRECTION	
1-STAGE	-3.0
2-STAGE	-2.0
3-STAGE	-1.0
4-STAGE	0.0
Impeller Type	Enclosed
Ns	3455
Thrust K-Factor	6.70 lb/ft
Bowl OD	7.13 in
Bowl Lateral	9.65 in
Max PSI	440 psi
Thd Disch Size	4", 6"

TURBINE OPERATIONS

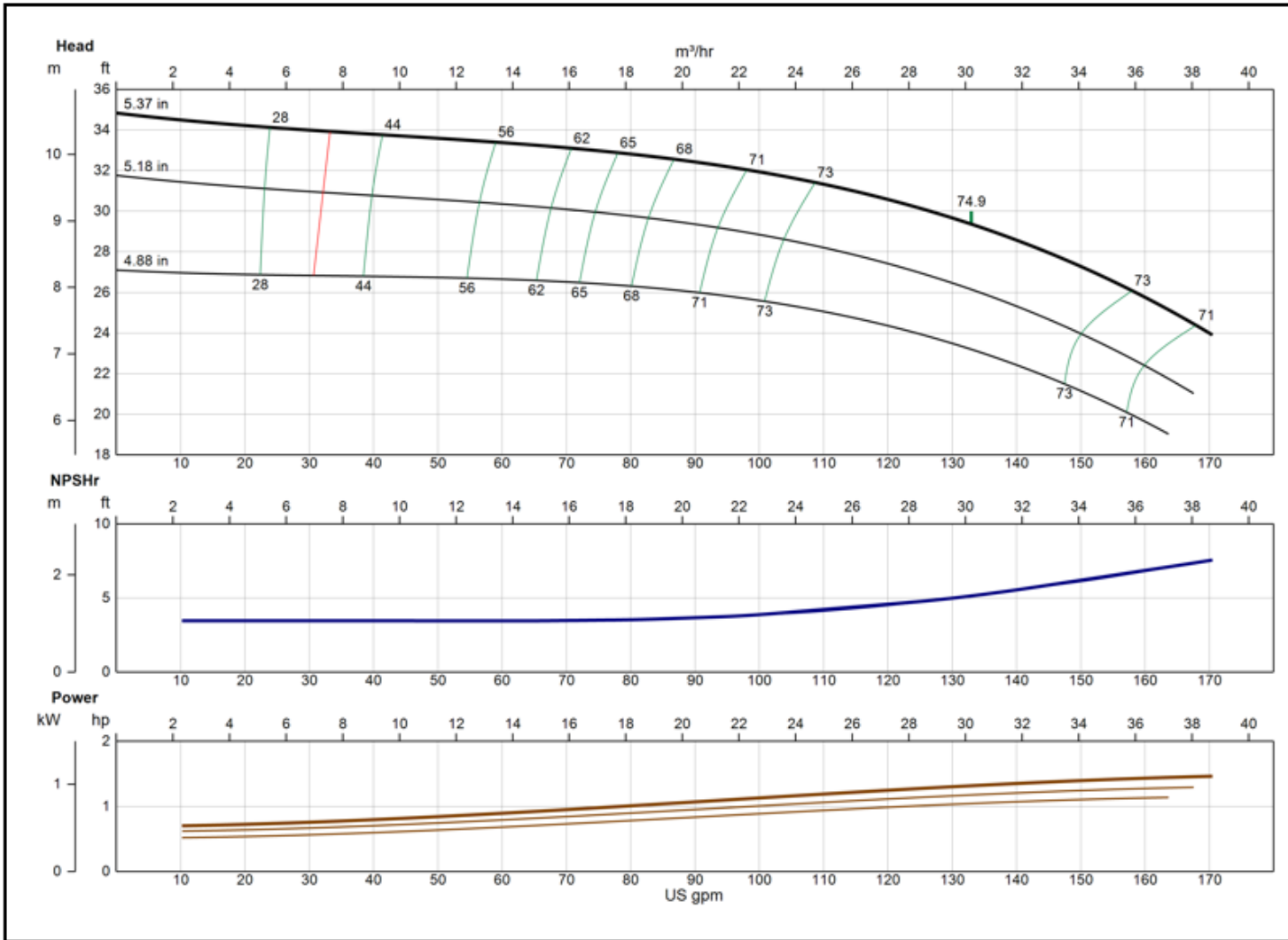
Lubbock, Texas

NOMINAL BOWL PERFORMANCE CURVE AND DATA BASED ON PUMPING CLEAR, NON-AERATED WATER AND USING STANDARD MATERIALS OF CONSTRUCTION. RATED POINT ONLY CAN BE GUARANTEED BY THE FACTORY. CURVES REPRESENT SINGLE STAGE AVERAGE PERFORMANCE BASED ON TEST OF MULTI-STAGE BOWL ASSEMBLY. EFFICIENCY CORRECTION APPLIES DIRECTLY TO EFFICIENCY (-) AND HEAD (x) FOR LESSER STAGES. ACTUAL DRIVER OPERATING SPEED SHOULD BE VERIFIED.

MODEL 7WAHC

(Effective April 18, 2023)

Vertical Turbine Pump



Model	7WAHC
RPM	1730
Freq Poles	60 Hz 4-pole
Pump Type	Submersible
EFFICIENCY CORRECTION	
1-STAGE	-3.0
2-STAGE	-2.0
3-STAGE	-1.0
4-STAGE	0.0
Impeller Type	Enclosed
Ns	1750
Thrust K-Factor	2.63 lb/ft
Bowl OD	7.13 in
Bowl Lateral	0.50 in
Max PSI	430 psi
Thd Disch Size	4", 6"

XYLEM AWS

Lubbock, TX

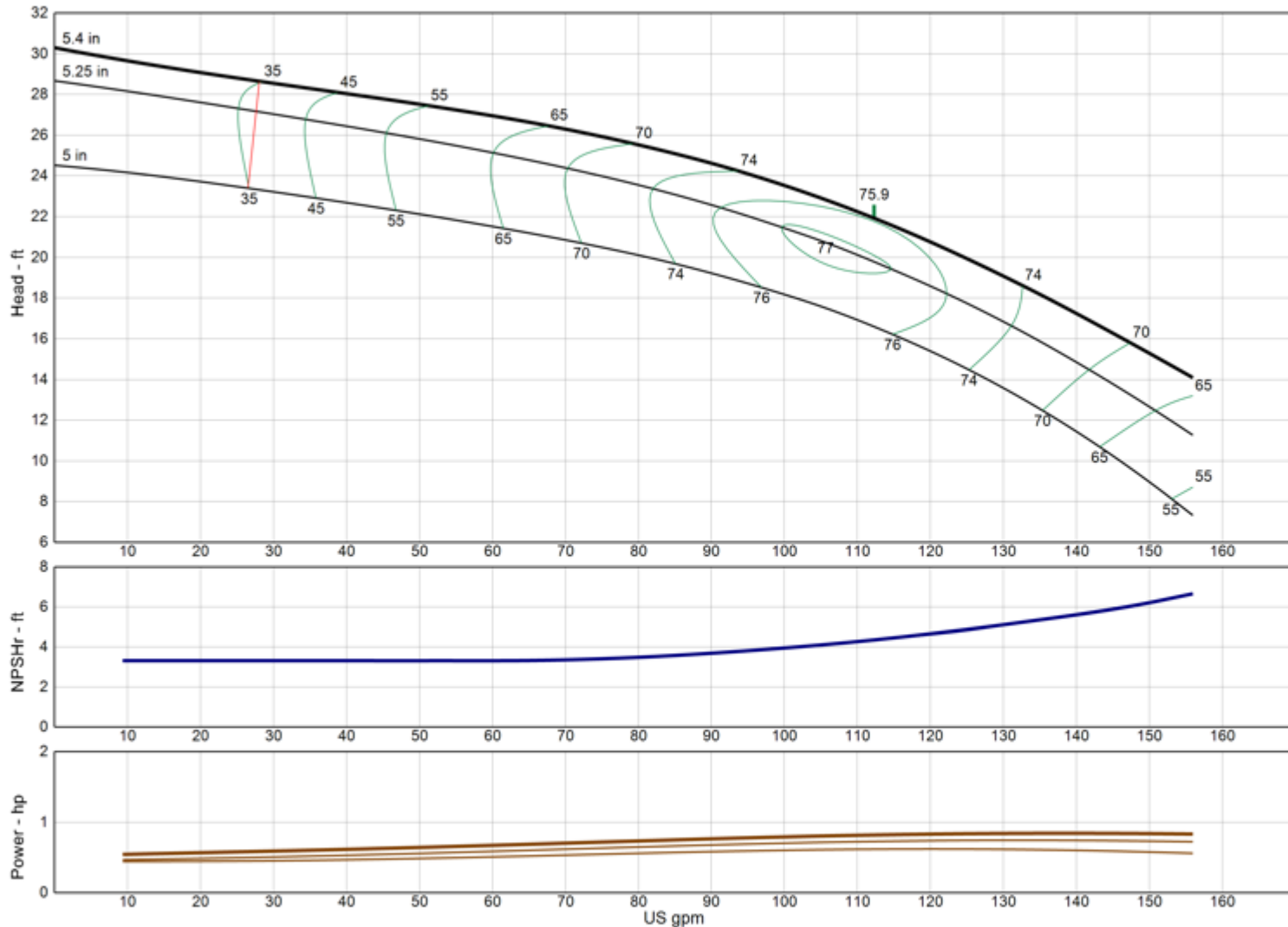
NOMINAL BOWL PERFORMANCE CURVE AND DATA BASED ON PUMPING CLEAR, NON-AERATED WATER AND USING STANDARD MATERIALS OF CONSTRUCTION. RATED POINT ONLY CAN BE GUARANTEED BY THE FACTORY. CURVES REPRESENT SINGLE STAGE AVERAGE PERFORMANCE BASED ON TEST OF MULTI-STAGE BOWL ASSEMBLY. EFFICIENCY CORRECTION APPLIES DIRECTLY TO EFFICIENCY (-) AND HEAD (x) FOR LESSER STAGES. ACTUAL DRIVER OPERATING SPEED SHOULD BE VERIFIED.



MODEL 7WALC

(Effective July 17, 2019)

Vertical Turbine Pump



Model	7WALC
RPM	1730
Freq Poles	60 Hz 4-pole
Pump Type	Submersible
EFFICIENCY CORRECTION	
1-STAGE	-3.0
2-STAGE	-2.0
3-STAGE	-1.0
4-STAGE	0.0
Impeller Type	Enclosed
Ns	1810
Thrust K-Factor	2.63 lb/ft
Bowl OD	7.13 in
Bowl Lateral	0.50 in
Max PSI	430 psi
Thd Disch Size	4", 6"

TURBINE OPERATIONS

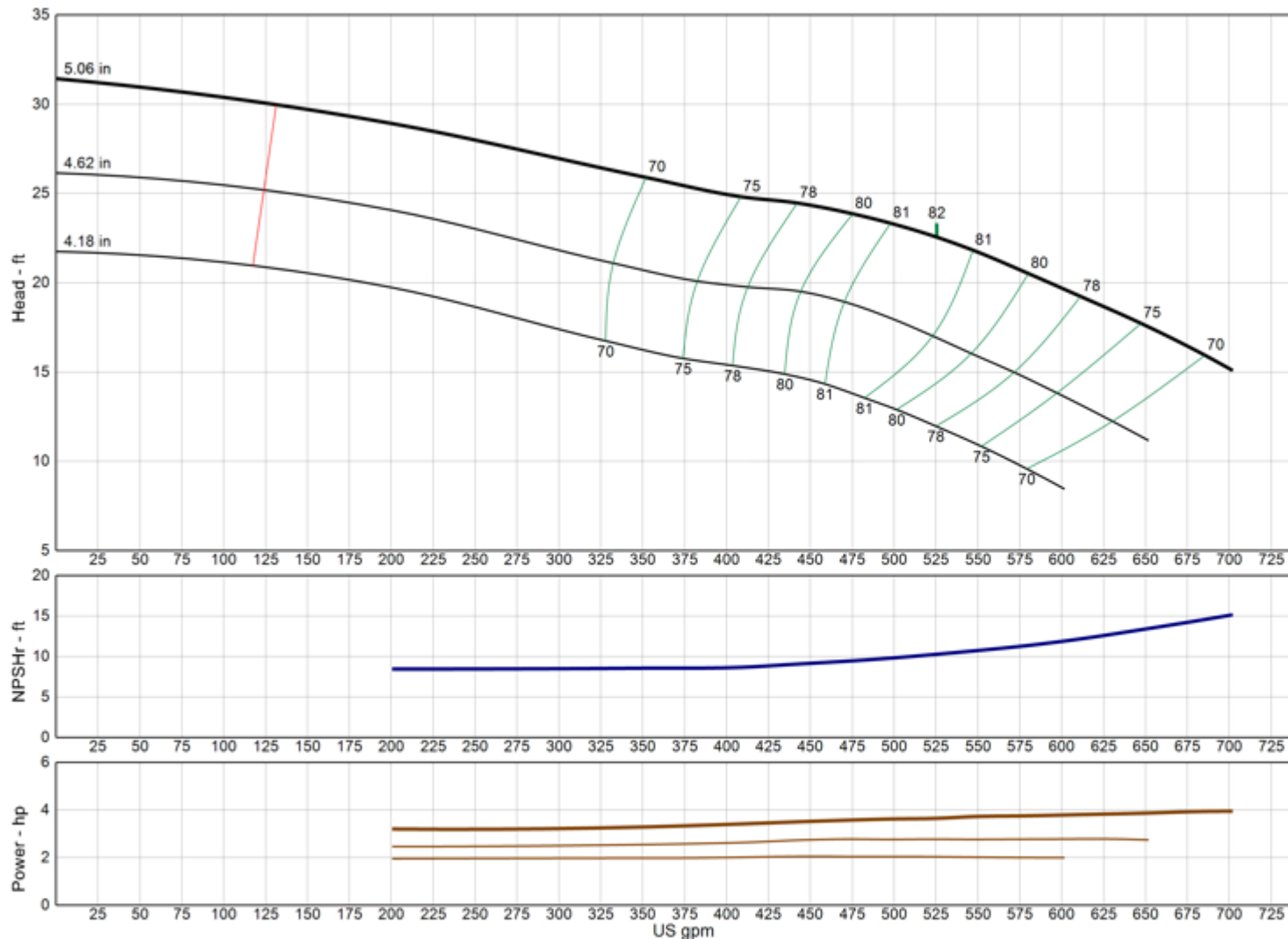
Lubbock, Texas

NOMINAL BOWL PERFORMANCE CURVE AND DATA BASED ON PUMPING CLEAR, NON-AERATED WATER AND USING STANDARD MATERIALS OF CONSTRUCTION. RATED POINT ONLY CAN BE GUARANTEED BY THE FACTORY. CURVES REPRESENT SINGLE STAGE AVERAGE PERFORMANCE BASED ON TEST OF MULTI-STAGE BOWL ASSEMBLY. EFFICIENCY CORRECTION APPLIES DIRECTLY TO EFFICIENCY (-) AND HEAD (x) FOR LESSER STAGES. ACTUAL DRIVER OPERATING SPEED SHOULD BE VERIFIED.

MODEL 8FDHC

(Effective July 17, 2019)

Vertical Turbine Pump



Model	8FDHC
RPM	1730
Freq Poles	60 Hz 4-pole
Pump Type	Submersible
EFFICIENCY CORRECTION	
1-STAGE	-4.0
2-STAGE	-2.0
3-STAGE	-1.0
4-STAGE	0.0
Impeller Type	Enclosed
Ns	3830
Thrust K-Factor	7.90 lb/ft
Bowl OD	7.50 in
Bowl Lateral	0.56 in
Max PSI	410 psi
Thd Disch Size	4", 6"

TURBINE OPERATIONS

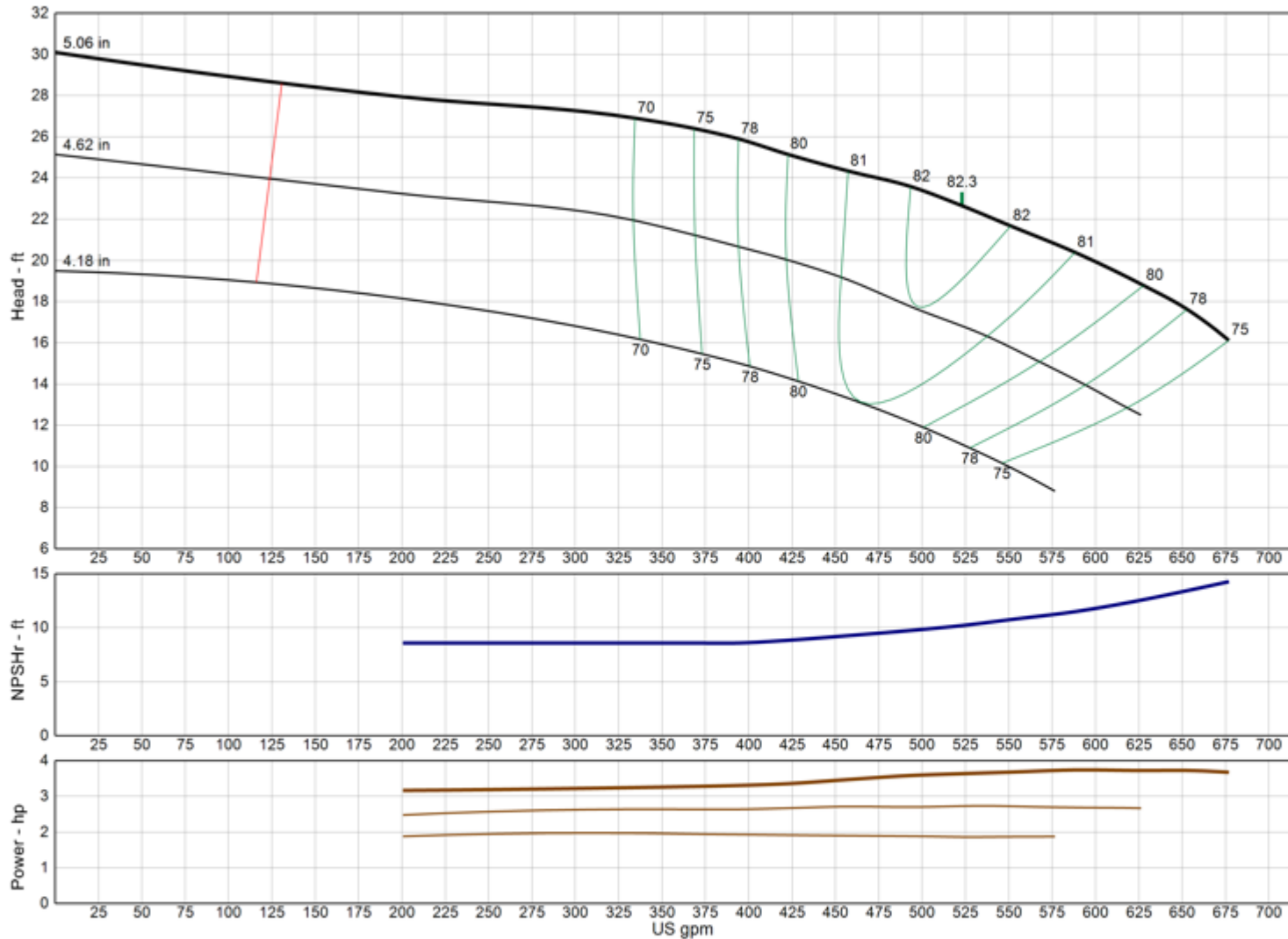
Lubbock, Texas

NOMINAL BOWL PERFORMANCE CURVE AND DATA BASED ON PUMPING CLEAR, NON-AERATED WATER AND USING STANDARD MATERIALS OF CONSTRUCTION. RATED POINT ONLY CAN BE GUARANTEED BY THE FACTORY. CURVES REPRESENT SINGLE STAGE AVERAGE PERFORMANCE BASED ON TEST OF MULTI-STAGE BOWL ASSEMBLY. EFFICIENCY CORRECTION APPLIES DIRECTLY TO EFFICIENCY (-) AND HEAD (x) FOR LESSER STAGES. ACTUAL DRIVER OPERATING SPEED SHOULD BE VERIFIED.

MODEL 8FDHO

(Effective July 17, 2019)

Vertical Turbine Pump



Model	8FDHO
RPM	1730
Freq Poles	60 Hz 4-pole
Pump Type	Submersible
EFFICIENCY CORRECTION	
1-STAGE	-3.0
2-STAGE	-1.5
3-STAGE	-1.0
4-STAGE	0.0
Impeller Type	Open
Ns	3810
Thrust K-Factor	9.90 lb/ft
Bowl OD	7.50 in
Bowl Lateral	0.56 in
Max PSI	410 psi
Thd Disch Size	4", 6"

TURBINE OPERATIONS

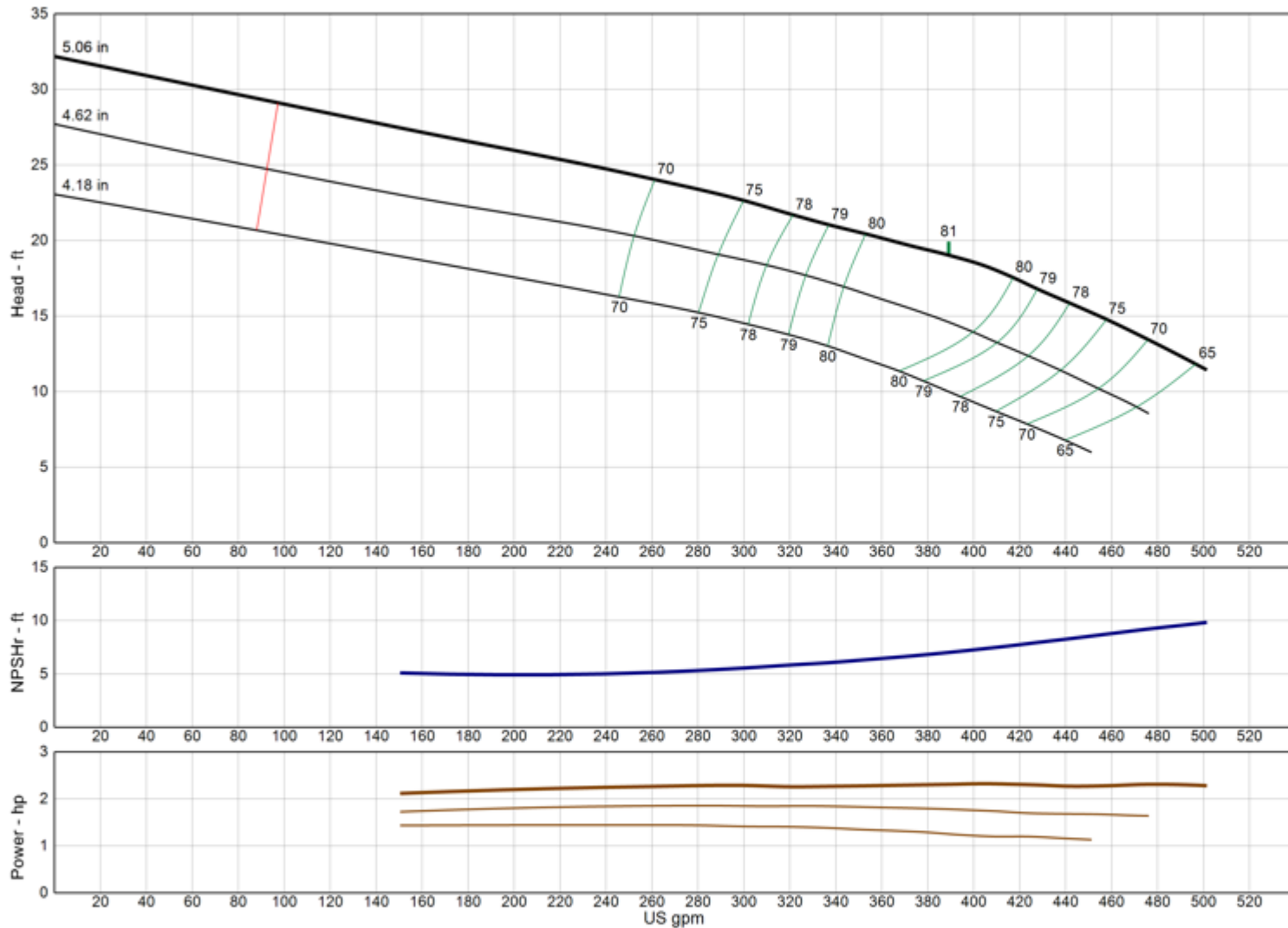
Lubbock, Texas

NOMINAL BOWL PERFORMANCE CURVE AND DATA BASED ON PUMPING CLEAR, NON-AERATED WATER AND USING STANDARD MATERIALS OF CONSTRUCTION. RATED POINT ONLY CAN BE GUARANTEED BY THE FACTORY. CURVES REPRESENT SINGLE STAGE AVERAGE PERFORMANCE BASED ON TEST OF MULTI-STAGE BOWL ASSEMBLY. EFFICIENCY CORRECTION APPLIES DIRECTLY TO EFFICIENCY (-) AND HEAD (x) FOR LESSER STAGES. ACTUAL DRIVER OPERATING SPEED SHOULD BE VERIFIED.

MODEL 8FDLC

(Effective July 17, 2019)

Vertical Turbine Pump



Model	8FDLC
RPM	1730
Freq Poles	60 Hz 4-pole
Pump Type	Submersible
EFFICIENCY CORRECTION	
1-STAGE	-3.0
2-STAGE	-1.5
3-STAGE	-1.0
4-STAGE	0.0
Impeller Type	Enclosed
Ns	3745
Thrust K-Factor	7.90 lb/ft
Bowl OD	7.50 in
Bowl Lateral	0.56 in
Max PSI	410 psi
Thd Disch Size	4", 6"

TURBINE OPERATIONS

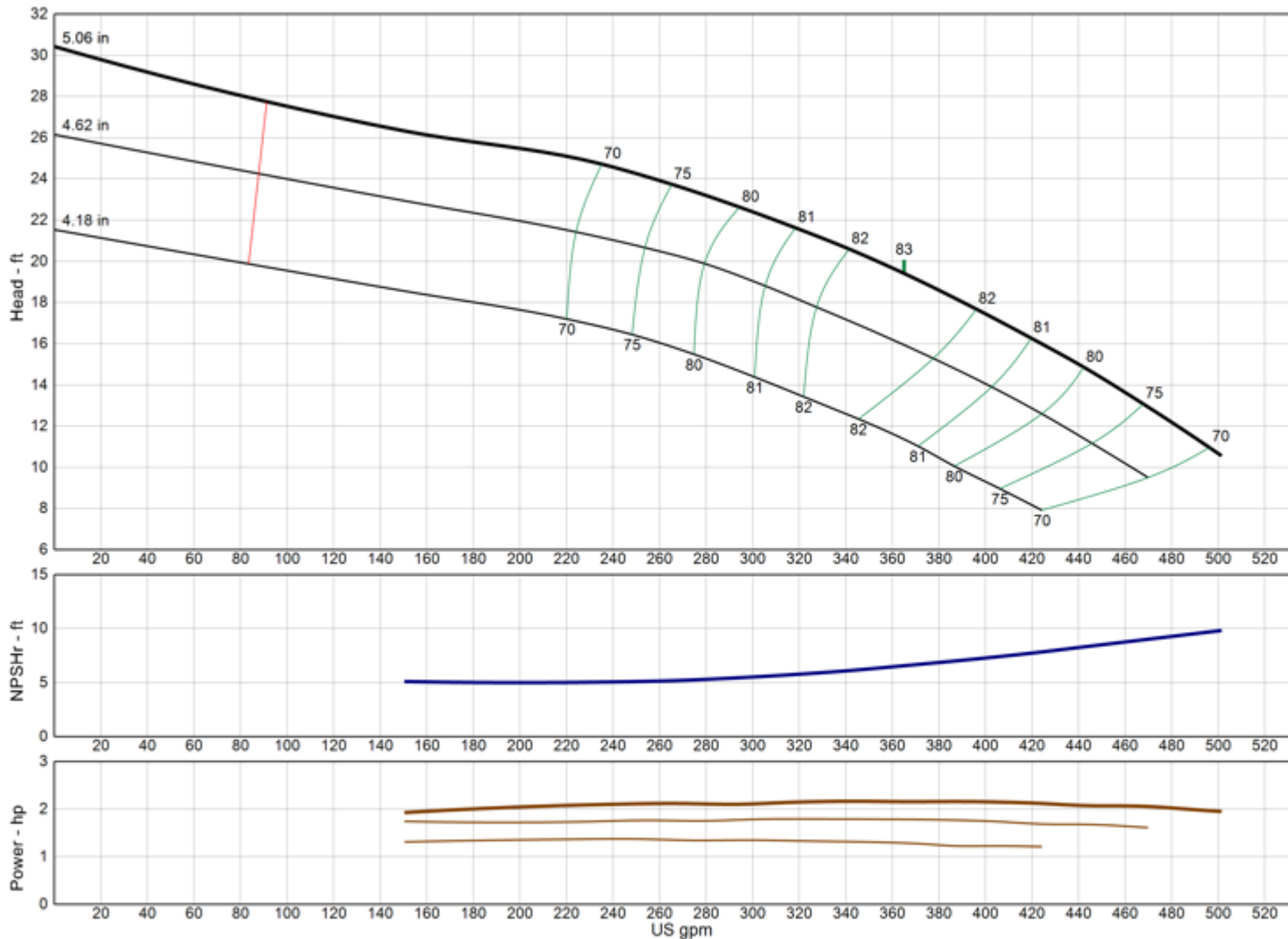
Lubbock, Texas

NOMINAL BOWL PERFORMANCE CURVE AND DATA BASED ON PUMPING CLEAR, NON-AERATED WATER AND USING STANDARD MATERIALS OF CONSTRUCTION. RATED POINT ONLY CAN BE GUARANTEED BY THE FACTORY. CURVES REPRESENT SINGLE STAGE AVERAGE PERFORMANCE BASED ON TEST OF MULTI-STAGE BOWL ASSEMBLY. EFFICIENCY CORRECTION APPLIES DIRECTLY TO EFFICIENCY (-) AND HEAD (x) FOR LESSER STAGES. ACTUAL DRIVER OPERATING SPEED SHOULD BE VERIFIED.

MODEL 8FDLO

(Effective July 17, 2019)

Vertical Turbine Pump



Model	8FDLO
RPM	1730
Freq Poles	60 Hz 4-pole
Pump Type	Submersible
EFFICIENCY CORRECTION	
1-STAGE	-3.0
2-STAGE	-1.5
3-STAGE	-1.0
4-STAGE	0.0
Impeller Type	Open
Ns	3575
Thrust K-Factor	9.90 lb/ft
Bowl OD	7.50 in
Bowl Lateral	0.56 in
Max PSI	410 psi
Thd Disch Size	4", 6"

TURBINE OPERATIONS
Lubbock, Texas

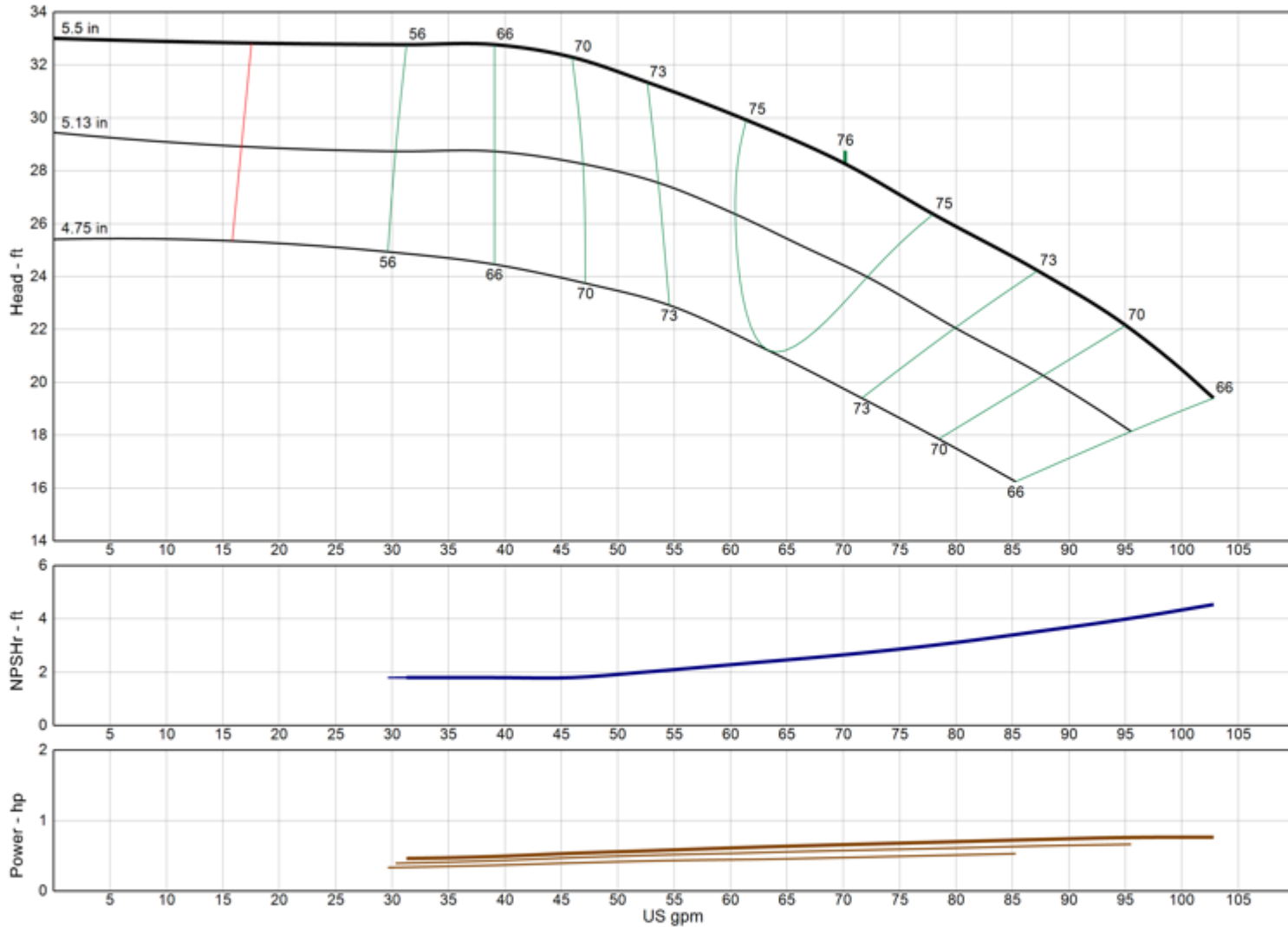
NOMINAL BOWL PERFORMANCE CURVE AND DATA BASED ON PUMPING CLEAR, NON-AERATED WATER AND USING STANDARD MATERIALS OF CONSTRUCTION. RATED POINT ONLY CAN BE GUARANTEED BY THE FACTORY. CURVES REPRESENT SINGLE STAGE AVERAGE PERFORMANCE BASED ON TEST OF MULTI-STAGE BOWL ASSEMBLY. EFFICIENCY CORRECTION APPLIES DIRECTLY TO EFFICIENCY (-) AND HEAD (x) FOR LESSER STAGES. ACTUAL DRIVER OPERATING SPEED SHOULD BE VERIFIED.



MODEL 8RAHC

(Effective July 17, 2019)

Vertical Turbine Pump



Model	8RAHC
RPM	1730
Freq Poles	60 Hz 4-pole
Pump Type	Submersible
EFFICIENCY CORRECTION	
1-STAGE	-4.0
2-STAGE	-2.0
3-STAGE	-1.0
4-STAGE	0.0
Impeller Type	Enclosed
Ns	1180
Thrust K-Factor	2.00 lb/ft
Bowl OD	7.50 in
Bowl Lateral	0.25 in
Max PSI	410 psi
Thd Disch Size	4", 6"

TURBINE OPERATIONS

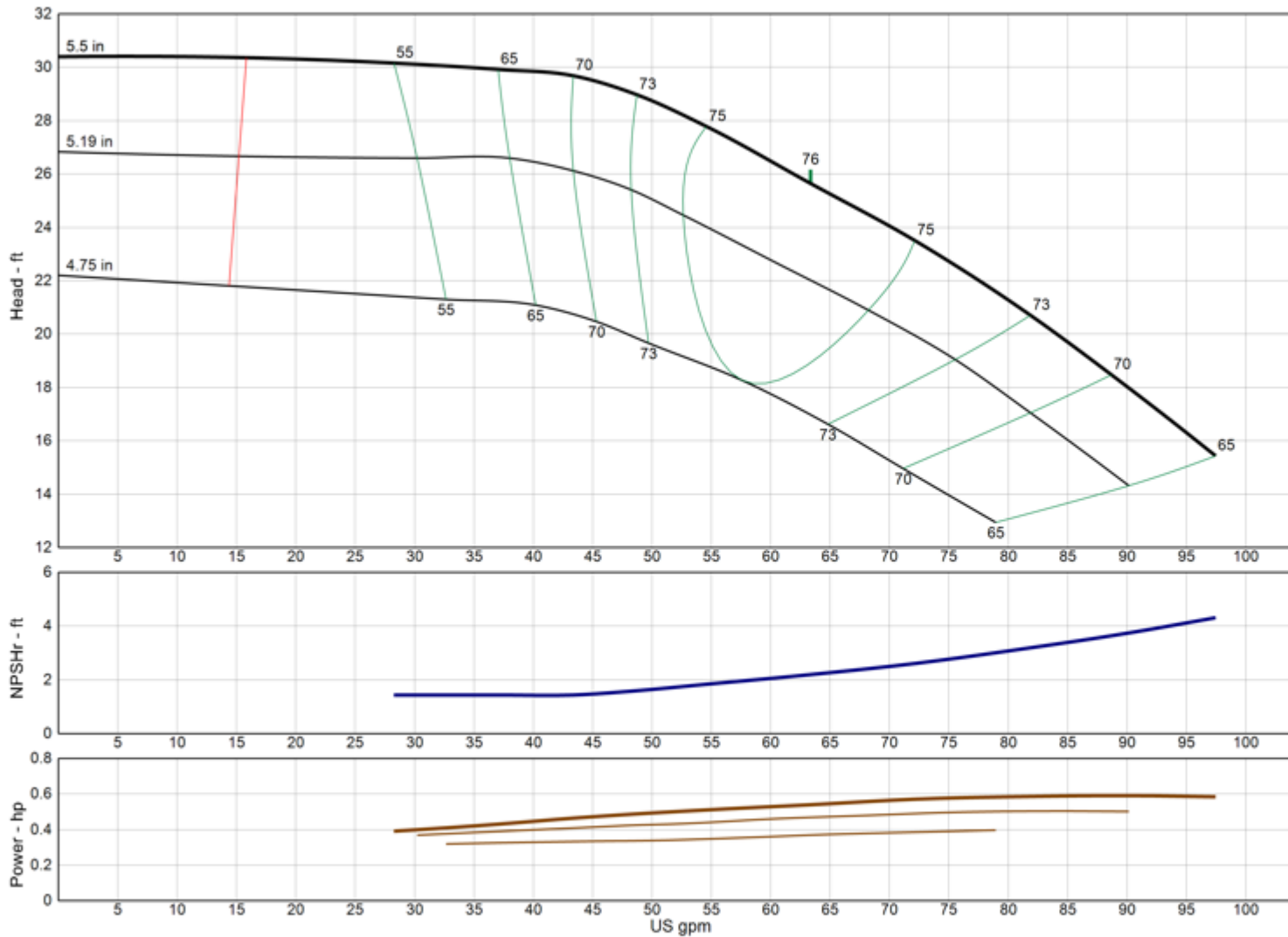
Lubbock, Texas

NOMINAL BOWL PERFORMANCE CURVE AND DATA BASED ON PUMPING CLEAR, NON-AERATED WATER AND USING STANDARD MATERIALS OF CONSTRUCTION. RATED POINT ONLY CAN BE GUARANTEED BY THE FACTORY. CURVES REPRESENT SINGLE STAGE AVERAGE PERFORMANCE BASED ON TEST OF MULTI-STAGE BOWL ASSEMBLY. EFFICIENCY CORRECTION APPLIES DIRECTLY TO EFFICIENCY (-) AND HEAD (x) FOR LESSER STAGES. ACTUAL DRIVER OPERATING SPEED SHOULD BE VERIFIED.

MODEL 8RALC

(Effective July 17, 2019)

Vertical Turbine Pump



Model	8RALC
RPM	1730
Freq Poles	60 Hz 4-pole
Pump Type	Submersible
EFFICIENCY CORRECTION	
1-STAGE	-4.0
2-STAGE	-2.0
3-STAGE	-1.0
4-STAGE	0.0
Impeller Type	Enclosed
Ns	1210
Thrust K-Factor	2.00 lb/ft
Bowl OD	7.50 in
Bowl Lateral	0.25 in
Max PSI	410 psi
Thd Disch Size	4", 6"

TURBINE OPERATIONS
Lubbock, Texas

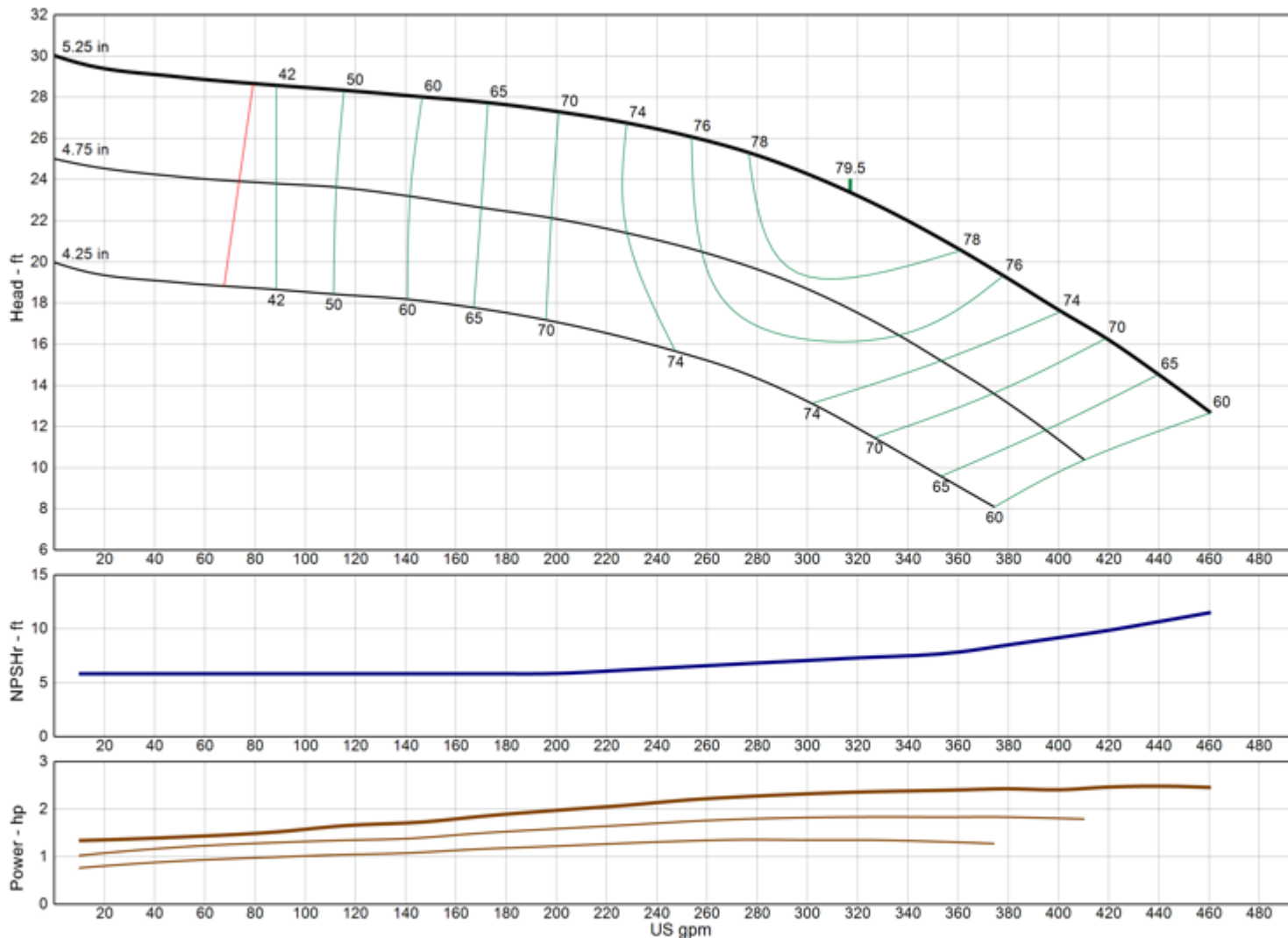
NOMINAL BOWL PERFORMANCE CURVE AND DATA BASED ON PUMPING CLEAR, NON-AERATED WATER AND USING STANDARD MATERIALS OF CONSTRUCTION. RATED POINT ONLY CAN BE GUARANTEED BY THE FACTORY. CURVES REPRESENT SINGLE STAGE AVERAGE PERFORMANCE BASED ON TEST OF MULTI-STAGE BOWL ASSEMBLY. EFFICIENCY CORRECTION APPLIES DIRECTLY TO EFFICIENCY (-) AND HEAD (x) FOR LESSER STAGES. ACTUAL DRIVER OPERATING SPEED SHOULD BE VERIFIED.



MODEL 8RJHC

(Effective July 17, 2019)

Vertical Turbine Pump



Model	8RJHC
RPM	1730
Freq Poles	60 Hz 4-pole
Pump Type	Submersible
EFFICIENCY CORRECTION	
1-STAGE	0.0
2-STAGE	0.0
3-STAGE	0.0
4-STAGE	0.0
Impeller Type	Enclosed
Ns	2895
Thrust K-Factor	4.00 lb/ft
Bowl OD	7.50 in
Bowl Lateral	0.63 in
Max PSI	410 psi
Thd Disch Size	4", 6"

TURBINE OPERATIONS

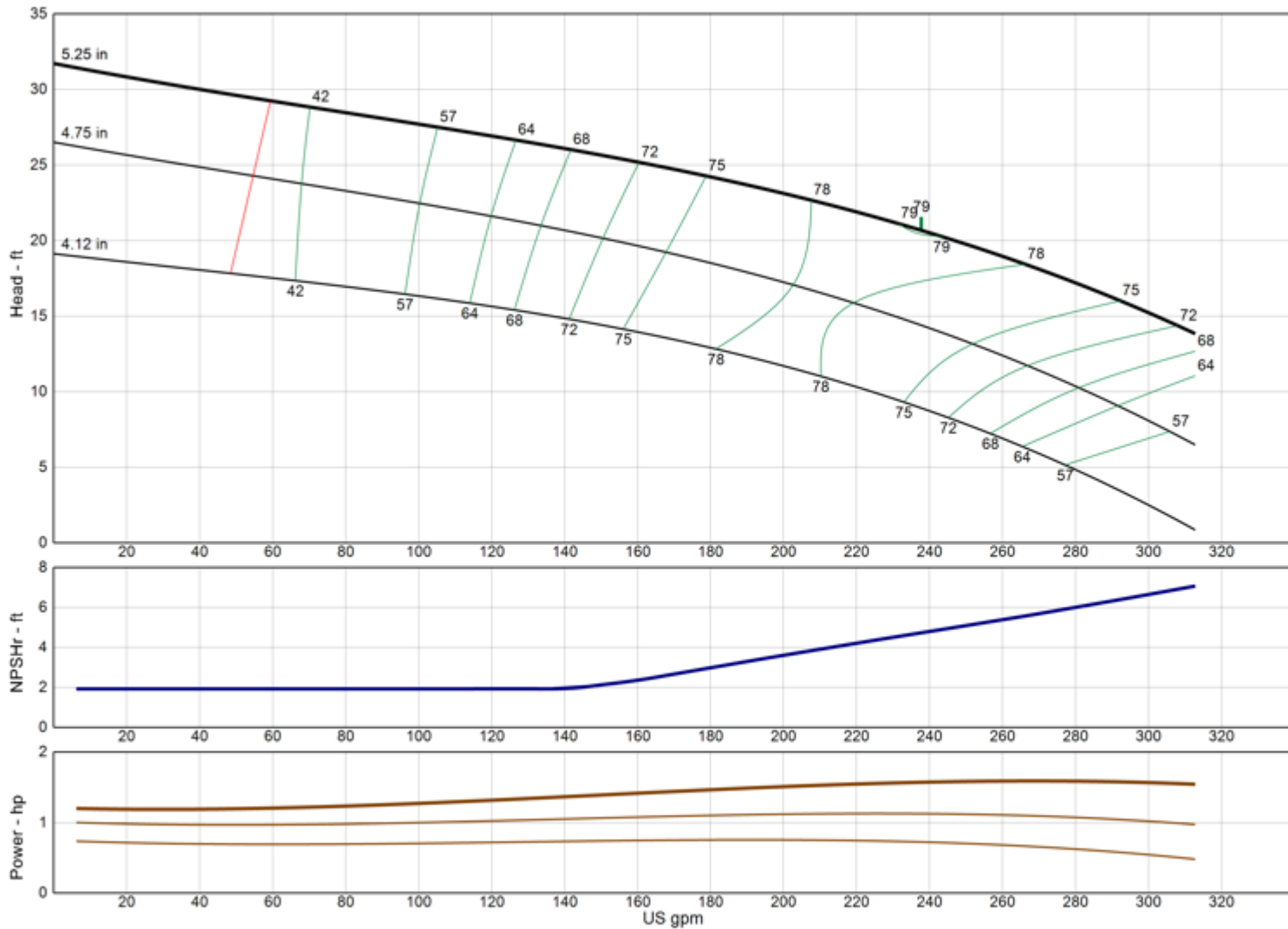
Lubbock, Texas

NOMINAL BOWL PERFORMANCE CURVE AND DATA BASED ON PUMPING CLEAR, NON-AERATED WATER AND USING STANDARD MATERIALS OF CONSTRUCTION. RATED POINT ONLY CAN BE GUARANTEED BY THE FACTORY. CURVES REPRESENT SINGLE STAGE AVERAGE PERFORMANCE BASED ON TEST OF MULTI-STAGE BOWL ASSEMBLY. EFFICIENCY CORRECTION APPLIES DIRECTLY TO EFFICIENCY (-) AND HEAD (x) FOR LESSER STAGES. ACTUAL DRIVER OPERATING SPEED SHOULD BE VERIFIED.

MODEL 8RJLC

(Effective July 17, 2019)

Vertical Turbine Pump



Model	8RJLC
RPM	1730
Freq Poles	60 Hz 4-pole
Pump Type	Submersible
EFFICIENCY CORRECTION	
1-STAGE	0.0
2-STAGE	0.0
3-STAGE	0.0
4-STAGE	0.0
Impeller Type	Enclosed
Ns	2750
Thrust K-Factor	4.00 lb/ft
Bowl OD	7.50 in
Bowl Lateral	0.62 in
Max PSI	410 psi
Thd Disch Size	4", 6"

TURBINE OPERATIONS

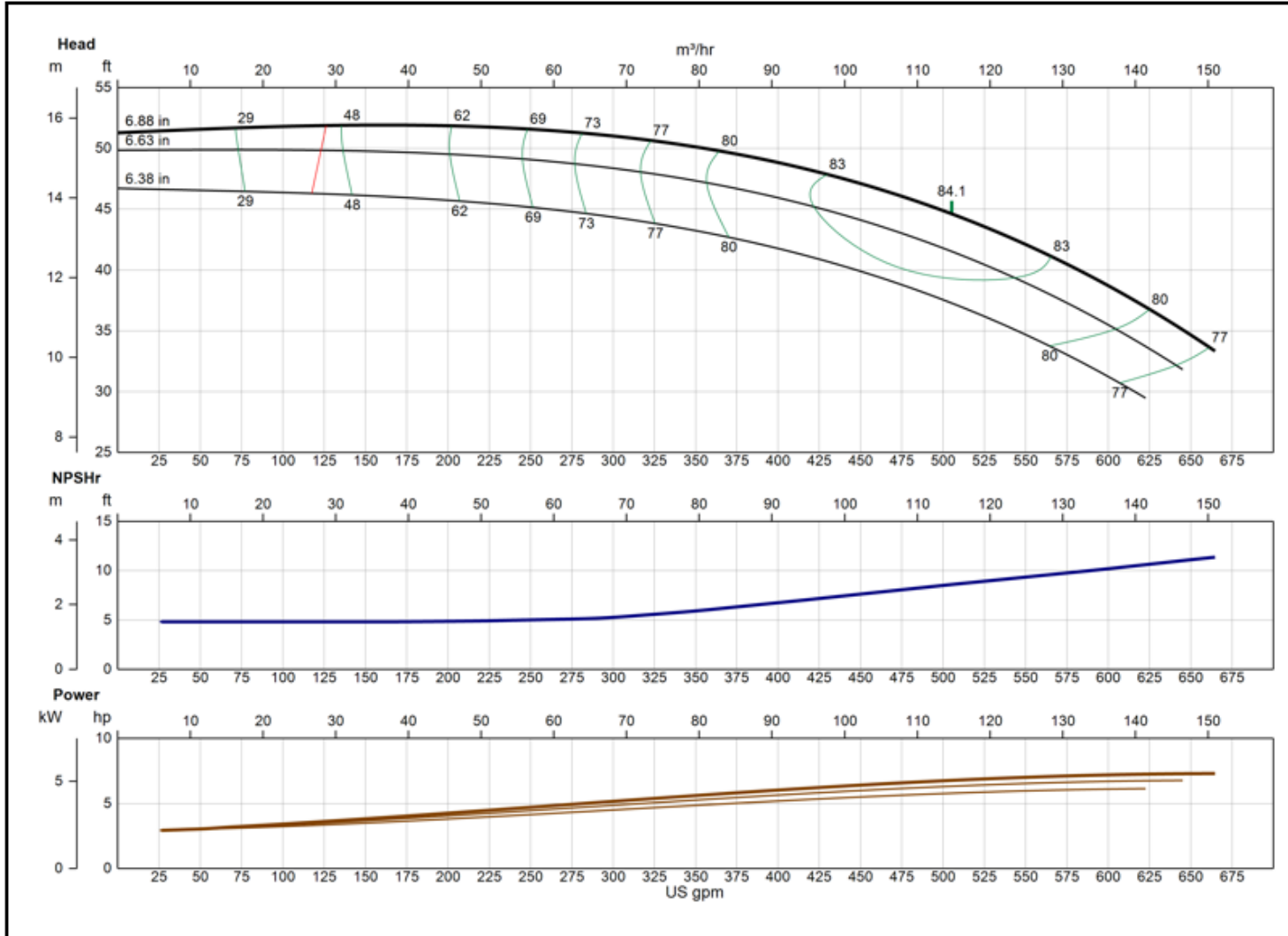
Lubbock, Texas

NOMINAL BOWL PERFORMANCE CURVE AND DATA BASED ON PUMPING CLEAR, NON-AERATED WATER AND USING STANDARD MATERIALS OF CONSTRUCTION. RATED POINT ONLY CAN BE GUARANTEED BY THE FACTORY. CURVES REPRESENT SINGLE STAGE AVERAGE PERFORMANCE BASED ON TEST OF MULTI-STAGE BOWL ASSEMBLY. EFFICIENCY CORRECTION APPLIES DIRECTLY TO EFFICIENCY (-) AND HEAD (x) FOR LESSER STAGES. ACTUAL DRIVER OPERATING SPEED SHOULD BE VERIFIED.

MODEL 9RCHC

(Effective April 18, 2023)

Vertical Turbine Pump



Model	9RCHC
RPM	1730
Freq Poles	60 Hz 4-pole
Pump Type	Submersible
EFFICIENCY CORRECTION	
1-STAGE	-3.0
2-STAGE	-2.0
3-STAGE	-1.0
4-STAGE	0.0
Impeller Type	Enclosed
Ns	2250
Thrust K-Factor	4.90 lb/ft
Bowl OD	9.25 in
Bowl Lateral	0.88 in
Max PSI	400 psi
Thd Disch Size	6", 8"

XYLEM AWS
Lubbock, TX

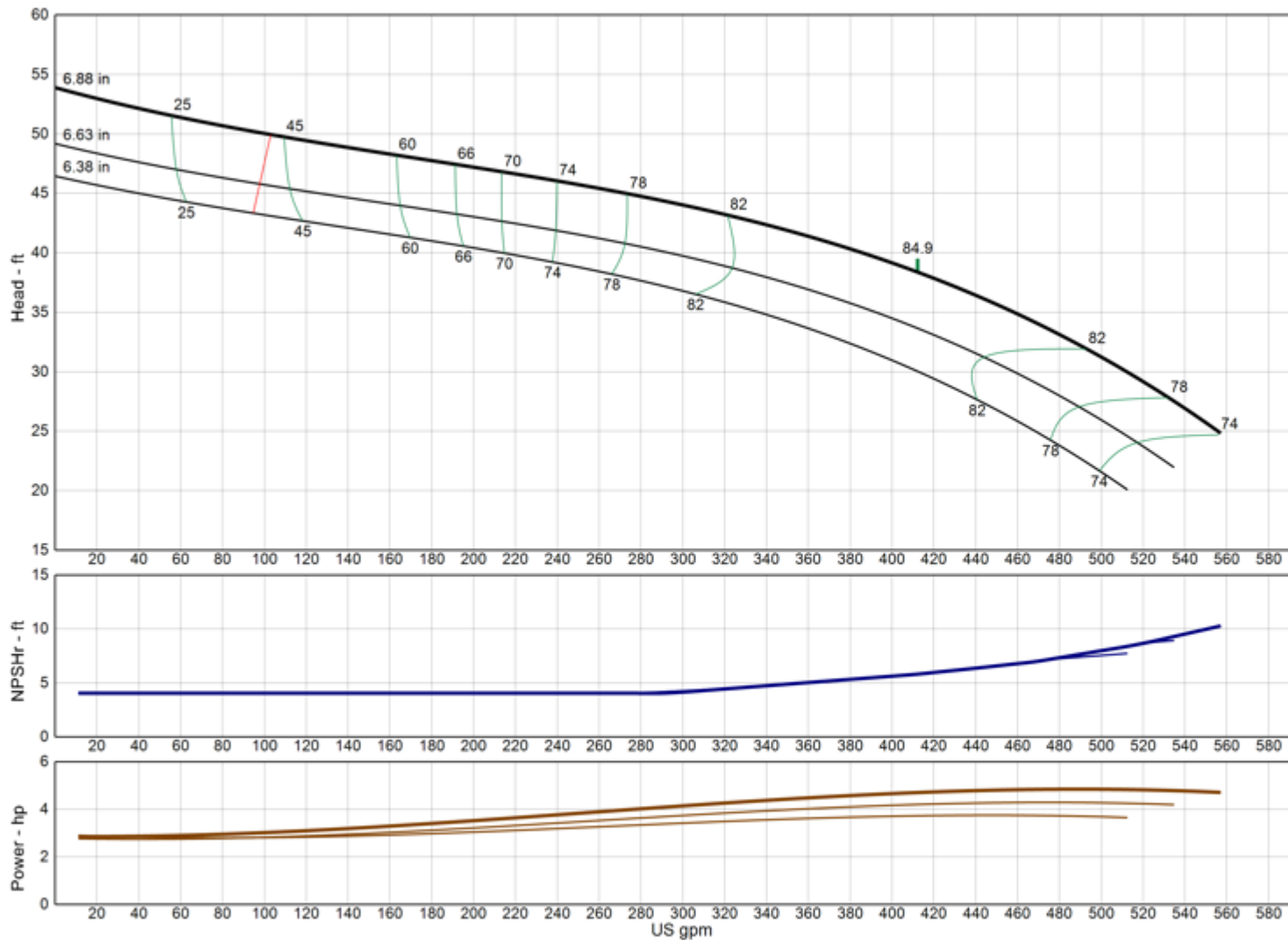
NOMINAL BOWL PERFORMANCE CURVE AND DATA BASED ON PUMPING CLEAR, NON-AERATED WATER AND USING STANDARD MATERIALS OF CONSTRUCTION. RATED POINT ONLY CAN BE GUARANTEED BY THE FACTORY. CURVES REPRESENT SINGLE STAGE AVERAGE PERFORMANCE BASED ON TEST OF MULTI-STAGE BOWL ASSEMBLY. EFFICIENCY CORRECTION APPLIES DIRECTLY TO EFFICIENCY (-) AND HEAD (x) FOR LESSER STAGES. ACTUAL DRIVER OPERATING SPEED SHOULD BE VERIFIED.



MODEL 9RCLC

(Effective December 18, 2019)

Vertical Turbine Pump



Model	9RCLC
RPM	1730
Freq Poles	60 Hz 4-pole
Pump Type	Submersible
EFFICIENCY CORRECTION	
1-STAGE	-2.0
2-STAGE	-1.0
3-STAGE	-0.5
4-STAGE	0.0
Impeller Type	Enclosed
Ns	2280
Thrust K-Factor	4.90 lb/ft
Bowl OD	9.25 in
Bowl Lateral	0.88 in
Max PSI	400 psi
Thd Disch Size	6", 8"

TURBINE OPERATIONS

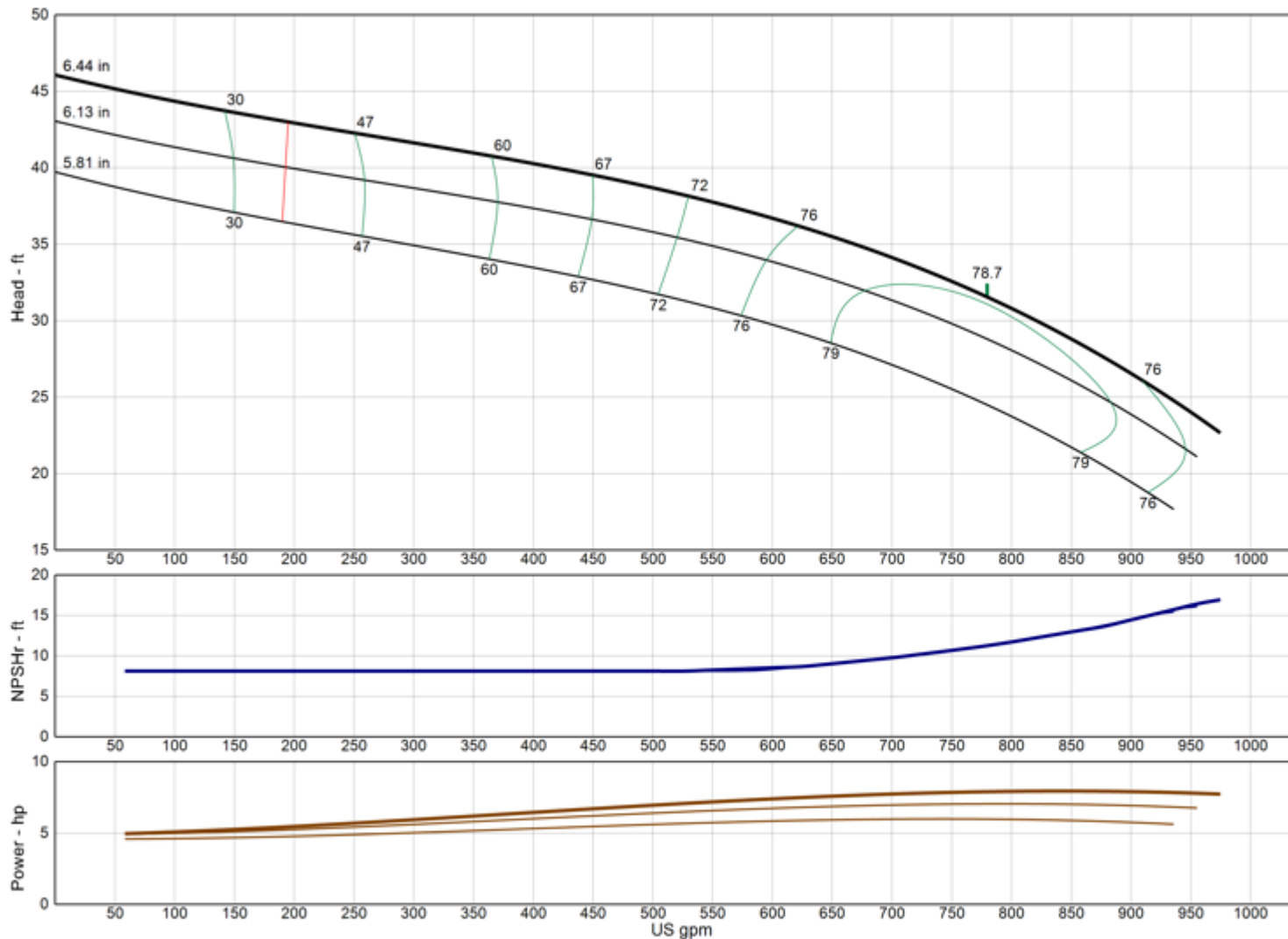
Lubbock, Texas

NOMINAL BOWL PERFORMANCE CURVE AND DATA BASED ON PUMPING CLEAR, NON-AERATED WATER AND USING STANDARD MATERIALS OF CONSTRUCTION. RATED POINT ONLY CAN BE GUARANTEED BY THE FACTORY. CURVES REPRESENT SINGLE STAGE AVERAGE PERFORMANCE BASED ON TEST OF MULTI-STAGE BOWL ASSEMBLY. EFFICIENCY CORRECTION APPLIES DIRECTLY TO EFFICIENCY (-) AND HEAD (x) FOR LESSER STAGES. ACTUAL DRIVER OPERATING SPEED SHOULD BE VERIFIED.

MODEL 9THC

(Effective May 04, 2020)

Vertical Turbine Pump



Model	9THC
RPM	1730
Freq Poles	60 Hz 4-pole
Pump Type	Submersible
EFFICIENCY CORRECTION	
1-STAGE	-2.0
2-STAGE	-1.0
3-STAGE	0.0
4-STAGE	0.0
Impeller Type	Enclosed
Ns	3630
Thrust K-Factor	9.00 lb/ft
Bowl OD	9.25 in
Bowl Lateral	0.75 in
Max PSI	470 psi
Thd Disch Size	6", 8"

TURBINE OPERATIONS

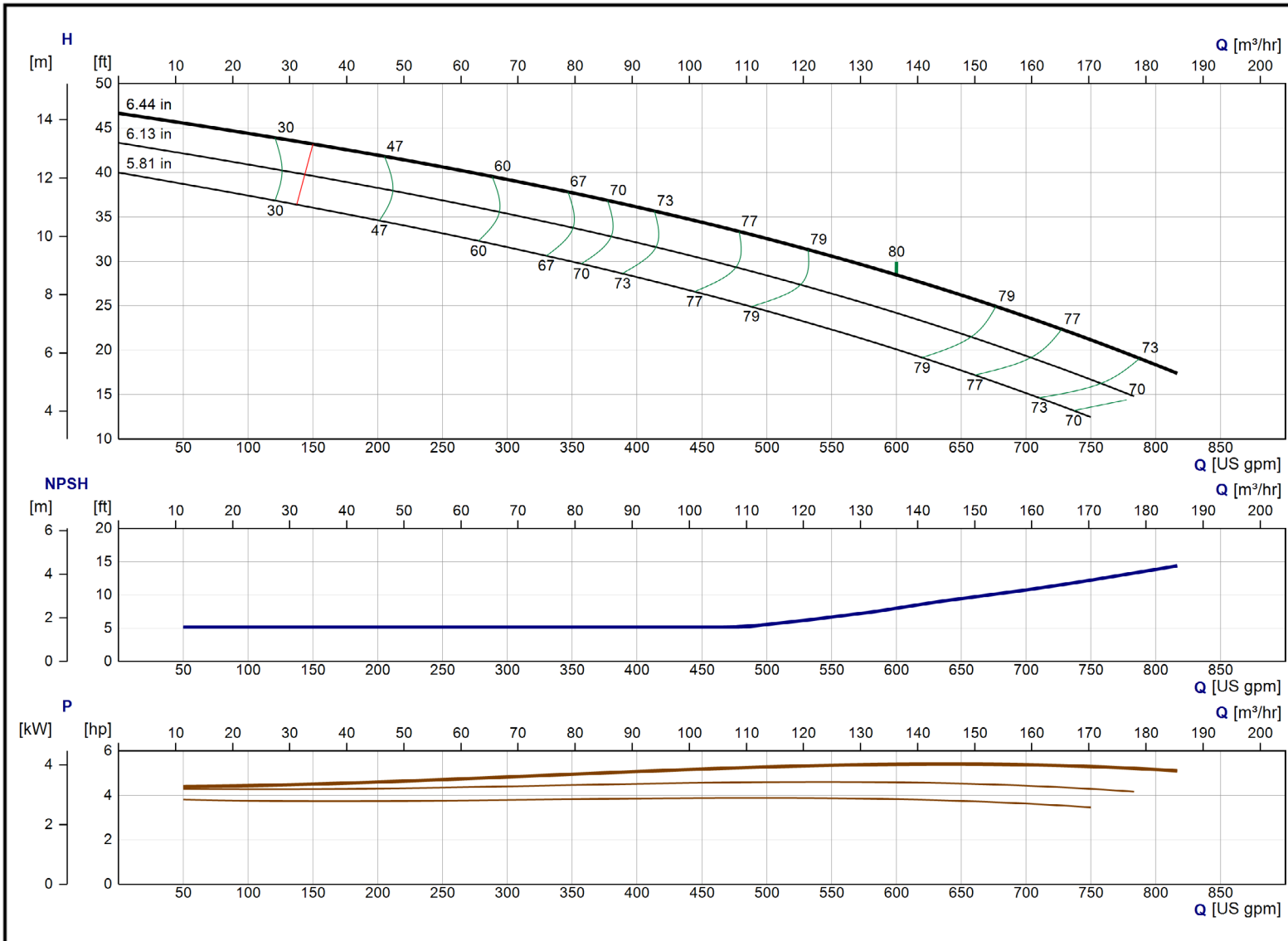
Lubbock, Texas

NOMINAL BOWL PERFORMANCE CURVE AND DATA BASED ON PUMPING CLEAR, NON-AERATED WATER AND USING STANDARD MATERIALS OF CONSTRUCTION. RATED POINT ONLY CAN BE GUARANTEED BY THE FACTORY. CURVES REPRESENT SINGLE STAGE AVERAGE PERFORMANCE BASED ON TEST OF MULTI-STAGE BOWL ASSEMBLY. EFFICIENCY CORRECTION APPLIES DIRECTLY TO EFFICIENCY (-) AND HEAD (x) FOR LESSER STAGES. ACTUAL DRIVER OPERATING SPEED SHOULD BE VERIFIED.

MODEL 9TLC

(Effective January 11, 2022)

Vertical Turbine Pump



Model	9TLC
RPM	1730
Freq Poles	60 Hz 4-pole
Pump Type	Submersible
EFFICIENCY CORRECTION	
1-STAGE	-2.0
2-STAGE	-1.0
3-STAGE	0.0
4-STAGE	0.0
Impeller Type	Enclosed
Ns	3715
Thrust K-Factor	9.00 lb/ft
Bowl OD	9.25 in
Bowl Lateral	0.75 in
Max PSI	470 psi
Thd Disch Size	6", 8"

TURBINE OPERATIONS
Lubbock, Texas

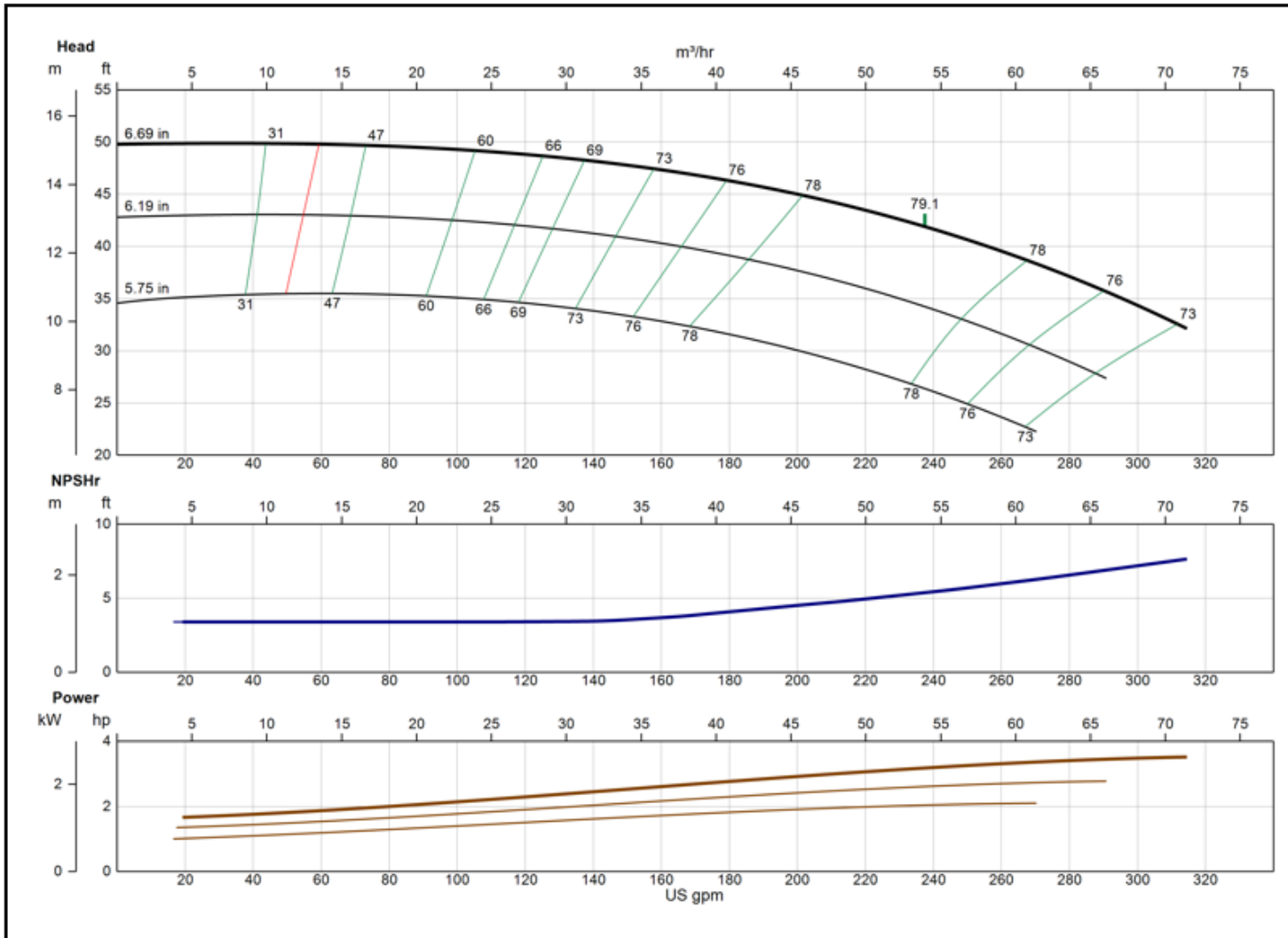
NOMINAL BOWL PERFORMANCE CURVE AND DATA BASED ON PUMPING CLEAR, NON-AERATED WATER AND USING STANDARD MATERIALS OF CONSTRUCTION. RATED POINT ONLY CAN BE GUARANTEED BY THE FACTORY. CURVES REPRESENT SINGLE STAGE AVERAGE PERFORMANCE BASED ON TEST OF MULTI-STAGE BOWL ASSEMBLY. EFFICIENCY CORRECTION APPLIES DIRECTLY TO EFFICIENCY (-) AND HEAD (x) FOR LESSER STAGES. ACTUAL DRIVER OPERATING SPEED SHOULD BE VERIFIED.



MODEL 9WAHC

(Effective April 18, 2023)

Vertical Turbine Pump



Model	9WAHC
RPM	1730
Freq Poles	60 Hz 4-pole
Pump Type	Submersible
EFFICIENCY CORRECTION	
1-STAGE	-2.0
2-STAGE	-1.0
3-STAGE	0.0
4-STAGE	0.0
Impeller Type	Enclosed
Ns	1670
Thrust K-Factor	3.75 lb/ft
Bowl OD	9.25 in
Bowl Lateral	0.56 in
Max PSI	470 psi
Thd Disch Size	4", 6", 8"

XYLEM AWS

Lubbock, TX

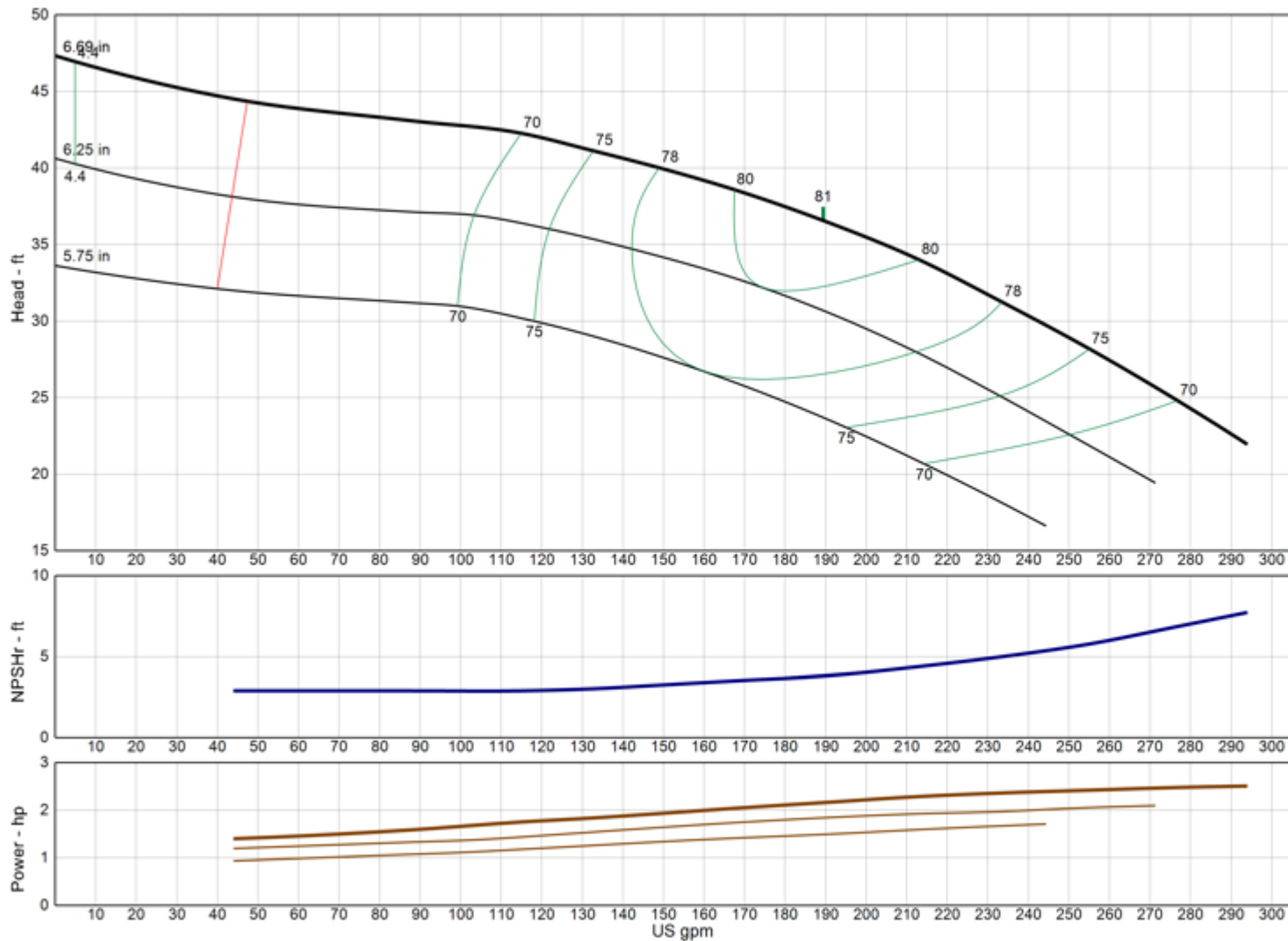
NOMINAL BOWL PERFORMANCE CURVE AND DATA BASED ON PUMPING CLEAR, NON-AERATED WATER AND USING STANDARD MATERIALS OF CONSTRUCTION. RATED POINT ONLY CAN BE GUARANTEED BY THE FACTORY. CURVES REPRESENT SINGLE STAGE AVERAGE PERFORMANCE BASED ON TEST OF MULTI-STAGE BOWL ASSEMBLY. EFFICIENCY CORRECTION APPLIES DIRECTLY TO EFFICIENCY (-) AND HEAD (x) FOR LESSEr STAGES. ACTUAL DRIVER OPERATING SPEED SHOULD BE VERIFIED.



MODEL 9WALC

(Effective July 17, 2019)

Vertical Turbine Pump



Model	9WALC
RPM	1730
Freq Poles	60 Hz 4-pole
Pump Type	Submersible
EFFICIENCY CORRECTION	
1-STAGE	-2.0
2-STAGE	-1.0
3-STAGE	0.0
4-STAGE	0.0
Impeller Type	Enclosed
Ns	1600
Thrust K-Factor	3.75 lb/ft
Bowl OD	9.25 in
Bowl Lateral	0.56 in
Max PSI	470 psi
Thd Disch Size	4", 6", 8"

TURBINE OPERATIONS

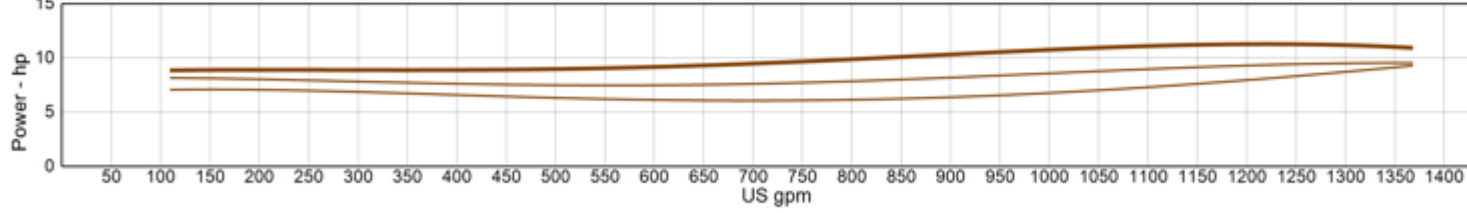
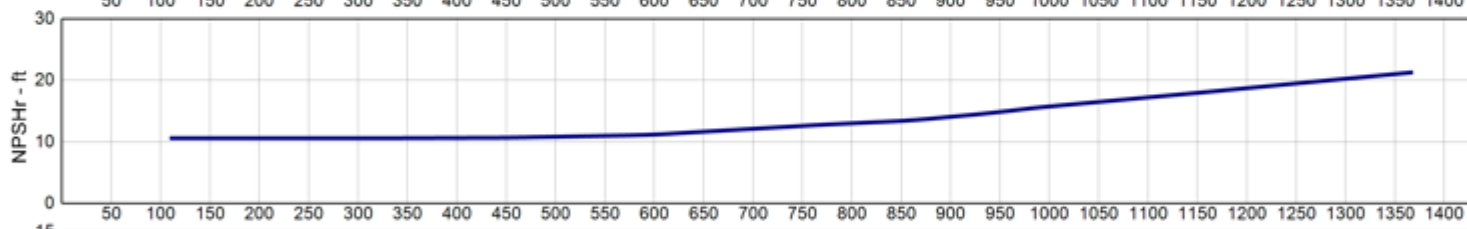
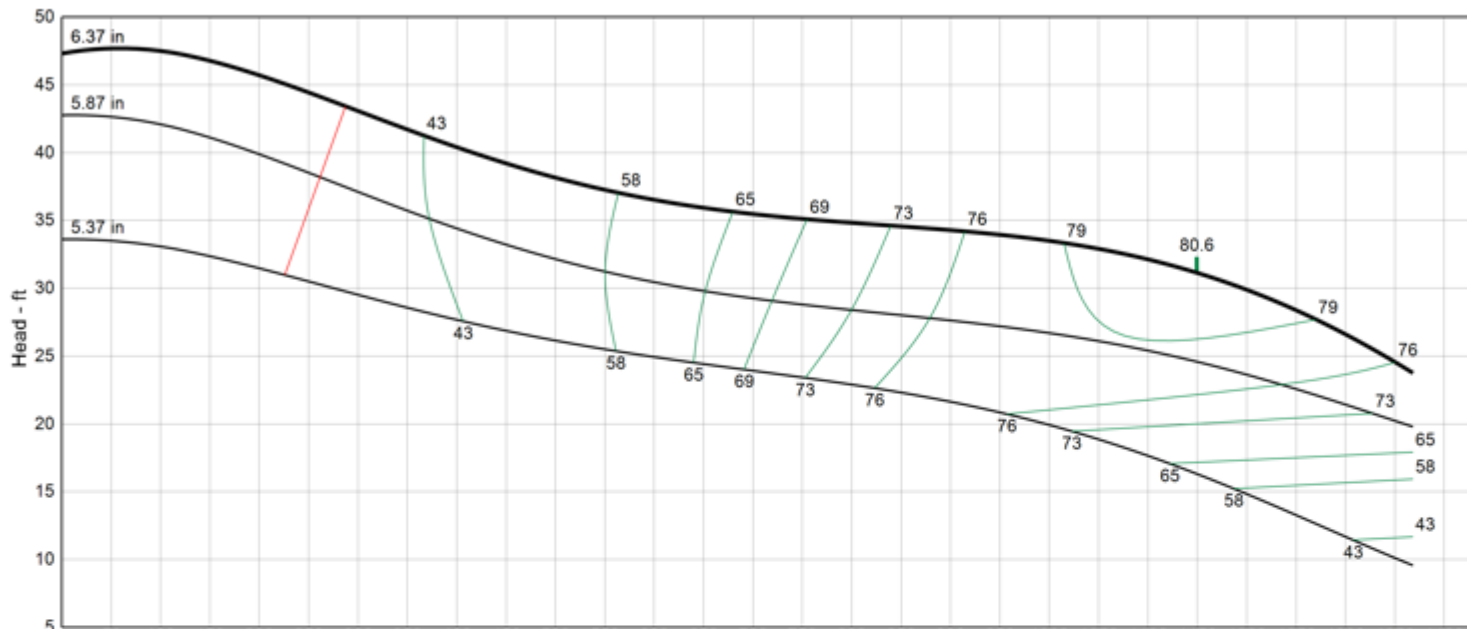
Lubbock, Texas

NOMINAL BOWL PERFORMANCE CURVE AND DATA BASED ON PUMPING CLEAR, NON-AERATED WATER AND USING STANDARD MATERIALS OF CONSTRUCTION. RATED POINT ONLY CAN BE GUARANTEED BY THE FACTORY. CURVES REPRESENT SINGLE STAGE AVERAGE PERFORMANCE BASED ON TEST OF MULTI-STAGE BOWL ASSEMBLY. EFFICIENCY CORRECTION APPLIES DIRECTLY TO EFFICIENCY (-) AND HEAD (x) FOR LESSER STAGES. ACTUAL DRIVER OPERATING SPEED SHOULD BE VERIFIED.

MODEL 10DHHC

(Effective July 17, 2019)

Vertical Turbine Pump



Model	10DHHC
RPM	1730
Freq Poles	60 Hz 4-pole
Pump Type	Submersible
EFFICIENCY CORRECTION	
1-STAGE	-3.0
2-STAGE	-2.0
3-STAGE	-1.0
4-STAGE	0.0
Impeller Type	Enclosed
Ns	4450
Thrust K-Factor	12.40 lb/ft
Bowl OD	9.50 in
Bowl Lateral	0.75 in
Max PSI	370 psi
Thd Disch Size	6", 8"

TURBINE OPERATIONS
Lubbock, Texas

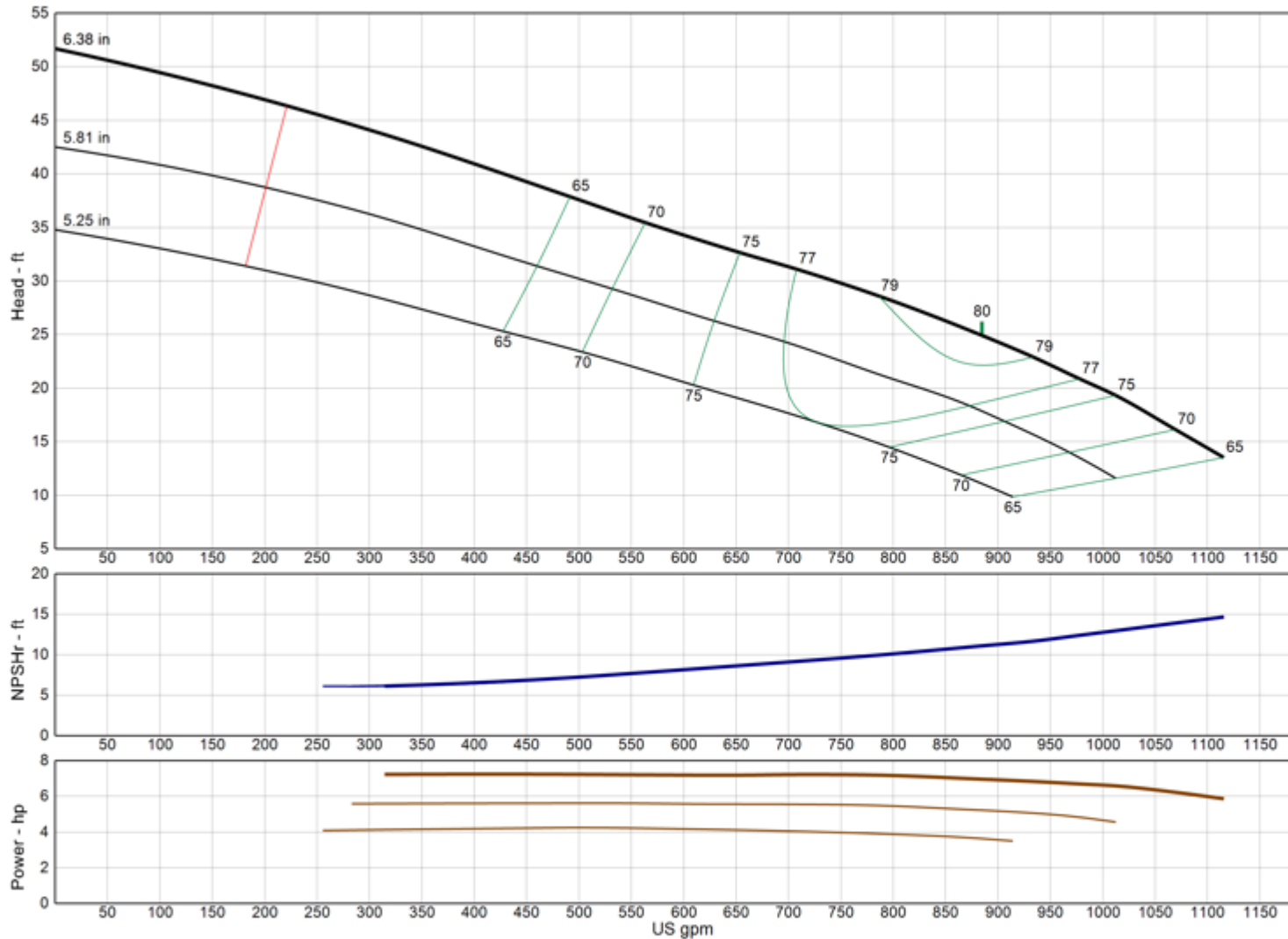
NOMINAL BOWL PERFORMANCE CURVE AND DATA BASED ON PUMPING CLEAR, NON-AERATED WATER AND USING STANDARD MATERIALS OF CONSTRUCTION. RATED POINT ONLY CAN BE GUARANTEED BY THE FACTORY. CURVES REPRESENT SINGLE STAGE AVERAGE PERFORMANCE BASED ON TEST OF MULTI-STAGE BOWL ASSEMBLY. EFFICIENCY CORRECTION APPLIES DIRECTLY TO EFFICIENCY (-) AND HEAD (x) FOR LESSER STAGES. ACTUAL DRIVER OPERATING SPEED SHOULD BE VERIFIED.



MODEL 10DHLC

(Effective July 17, 2019)

Vertical Turbine Pump



Model	10DHLC
RPM	1730
Freq Poles	60 Hz 4-pole
Pump Type	Submersible
EFFICIENCY CORRECTION	
1-STAGE	-3.0
2-STAGE	-2.0
3-STAGE	-1.0
4-STAGE	0.0
Impeller Type	Enclosed
Ns	4610
Thrust K-Factor	12.40 lb/ft
Bowl OD	9.50 in
Bowl Lateral	0.75 in
Max PSI	370 psi
Thd Disch Size	6", 8"

TURBINE OPERATIONS

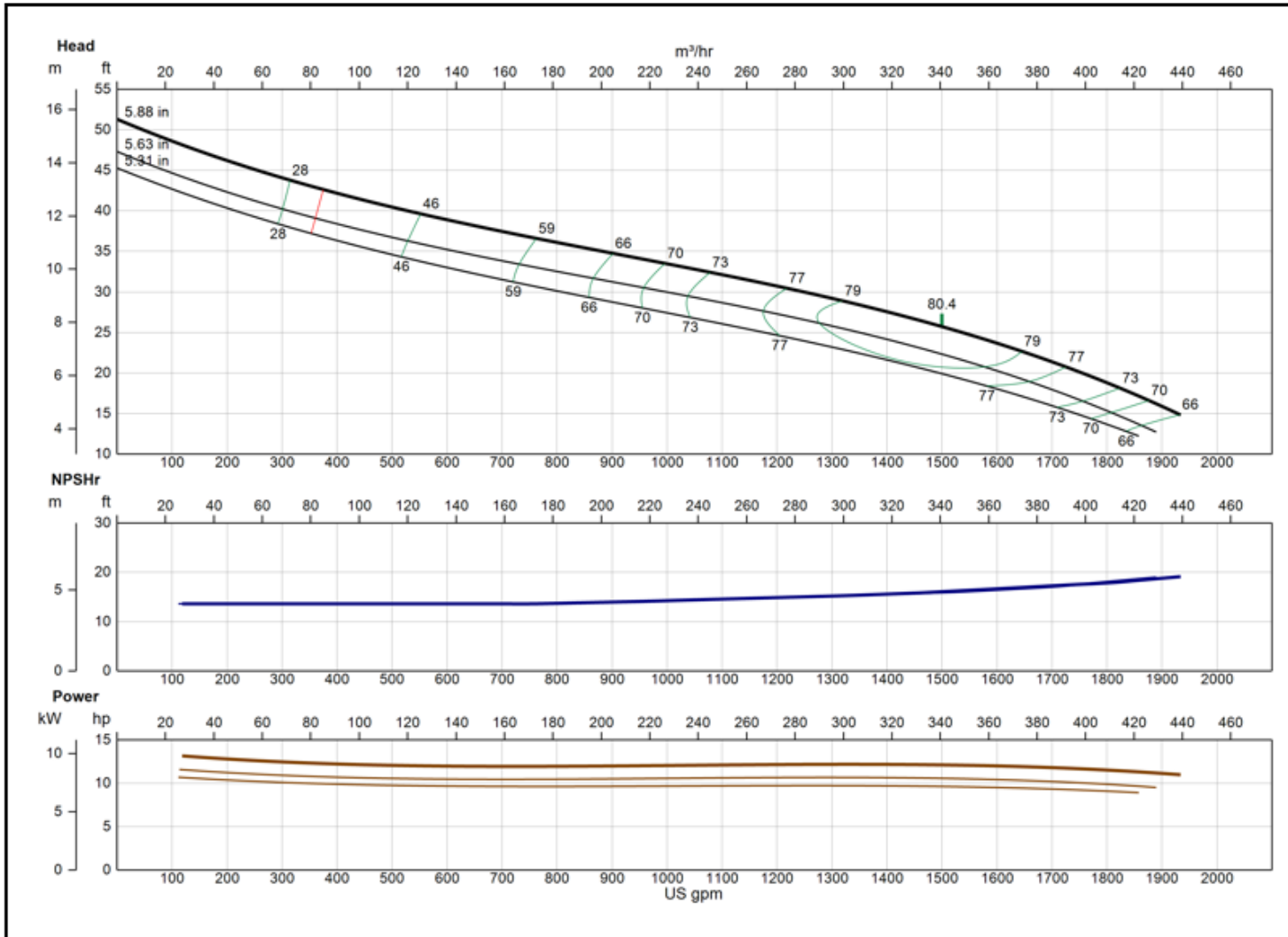
Lubbock, Texas

NOMINAL BOWL PERFORMANCE CURVE AND DATA BASED ON PUMPING CLEAR, NON-AERATED WATER AND USING STANDARD MATERIALS OF CONSTRUCTION. RATED POINT ONLY CAN BE GUARANTEED BY THE FACTORY. CURVES REPRESENT SINGLE STAGE AVERAGE PERFORMANCE BASED ON TEST OF MULTI-STAGE BOWL ASSEMBLY. EFFICIENCY CORRECTION APPLIES DIRECTLY TO EFFICIENCY (-) AND HEAD (x) FOR LESSER STAGES. ACTUAL DRIVER OPERATING SPEED SHOULD BE VERIFIED.

MODEL 10LHC

(Effective April 18, 2023)

Vertical Turbine Pump



Model	10LHC
RPM	1730
Freq Poles	60 Hz 4-pole
Pump Type	Submersible
EFFICIENCY CORRECTION	
1-STAGE	-2.0
2-STAGE	-1.0
3-STAGE	0.0
4-STAGE	0.0
Impeller Type	Enclosed
Ns	5415
Thrust K-Factor	14.00 lb/ft
Bowl OD	9.50 in
Bowl Lateral	0.50 in
Max PSI	360 psi
Thd Disch Size	8"

XYLEM AWS

Lubbock, TX

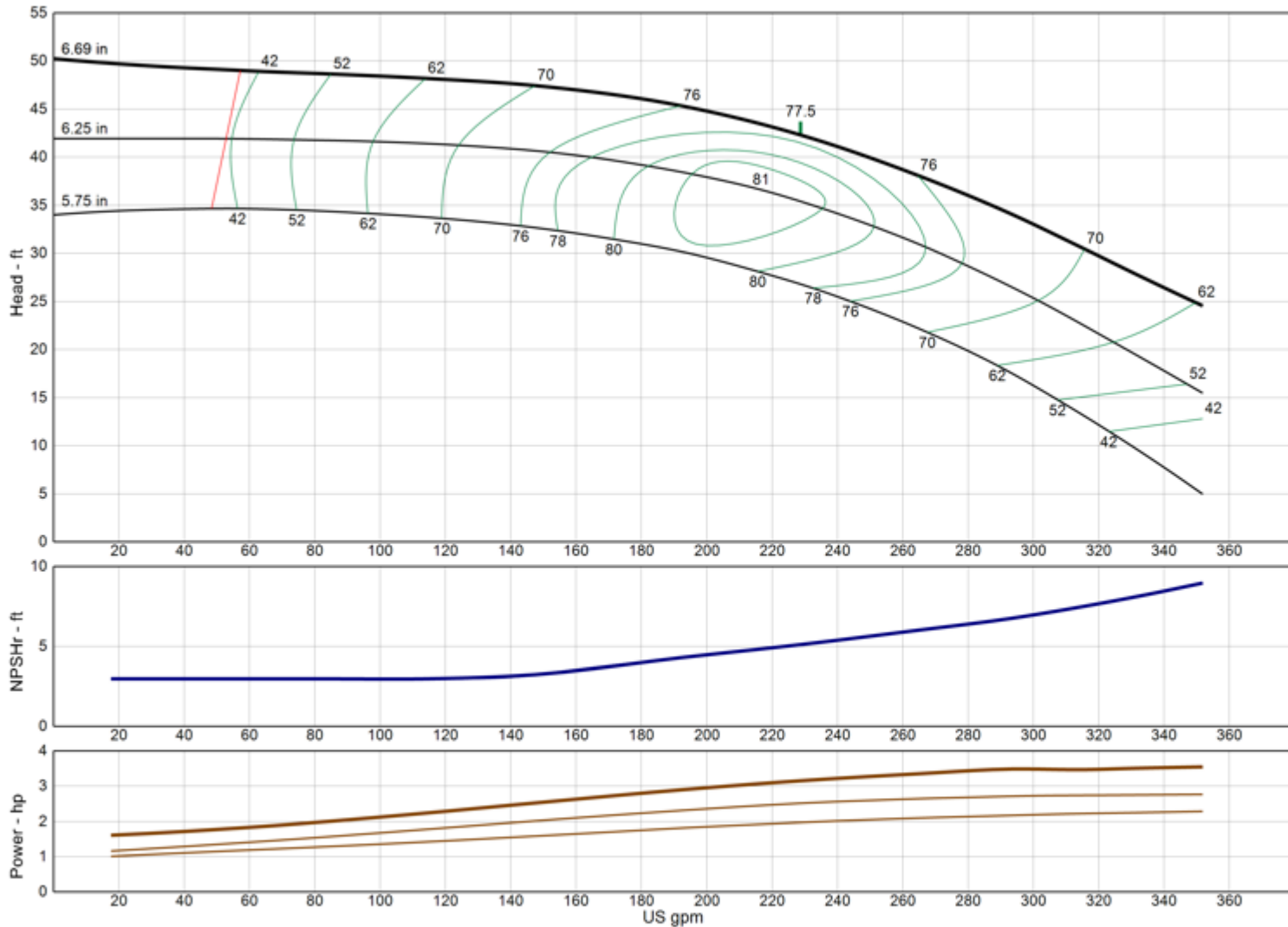
NOMINAL BOWL PERFORMANCE CURVE AND DATA BASED ON PUMPING CLEAR, NON-AERATED WATER AND USING STANDARD MATERIALS OF CONSTRUCTION. RATED POINT ONLY CAN BE GUARANTEED BY THE FACTORY. CURVES REPRESENT SINGLE STAGE AVERAGE PERFORMANCE BASED ON TEST OF MULTI-STAGE BOWL ASSEMBLY. EFFICIENCY CORRECTION APPLIES DIRECTLY TO EFFICIENCY (-) AND HEAD (x) FOR LESSER STAGES. ACTUAL DRIVER OPERATING SPEED SHOULD BE VERIFIED.



MODEL 10RAHC

(Effective July 17, 2019)

Vertical Turbine Pump



Model	10RAHC
RPM	1730
Freq Poles	60 Hz 4-pole
Pump Type	Submersible
EFFICIENCY CORRECTION	
1-STAGE	-3.0
2-STAGE	-2.0
3-STAGE	-1.0
4-STAGE	0.0
Impeller Type	Enclosed
Ns	1575
Thrust K-Factor	3.75 lb/ft
Bowl OD	9.50 in
Bowl Lateral	0.38 in
Max PSI	370 psi
Thd Disch Size	4", 6", 8"

TURBINE OPERATIONS

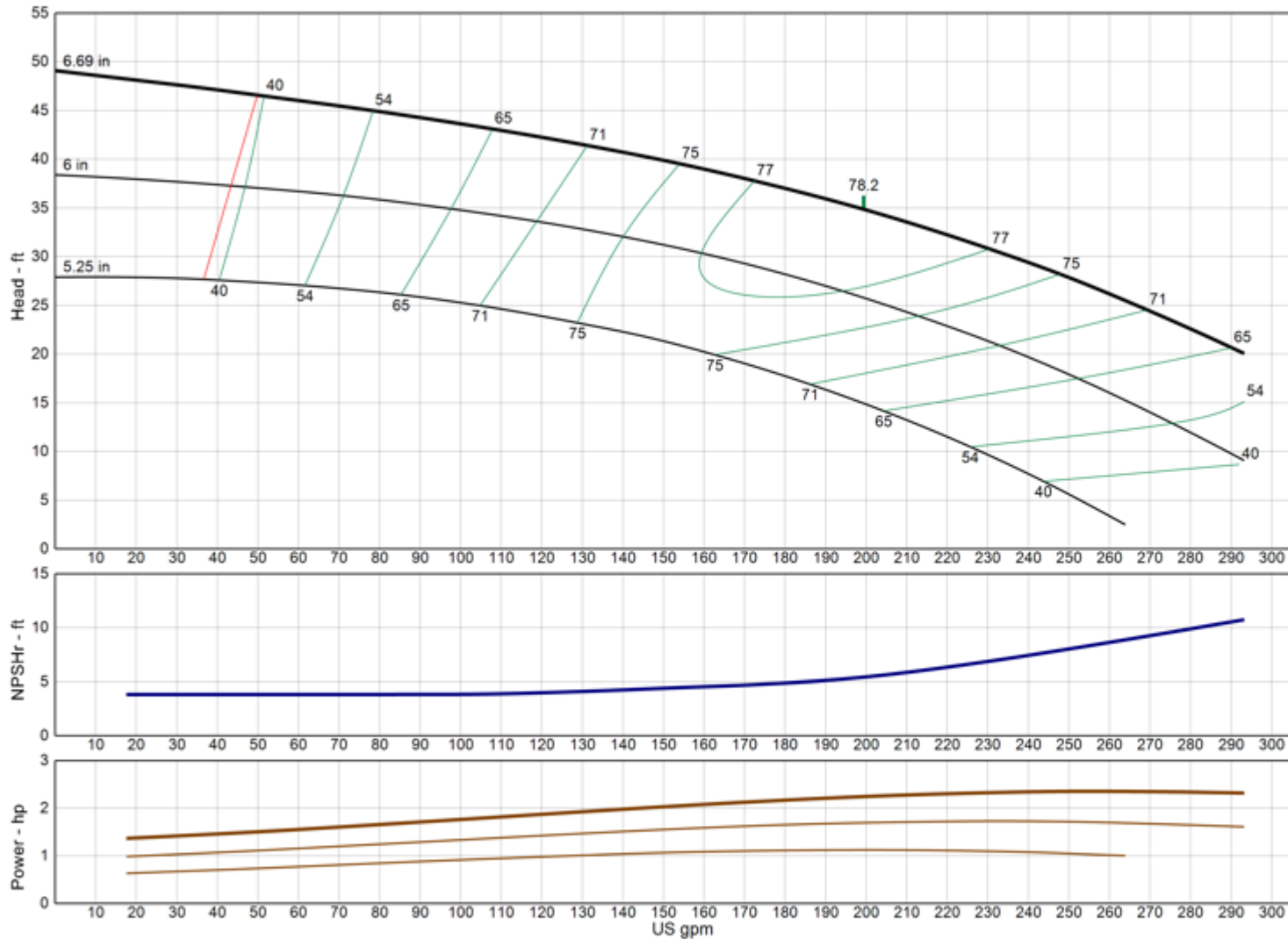
Lubbock, Texas

NOMINAL BOWL PERFORMANCE CURVE AND DATA BASED ON PUMPING CLEAR, NON-AERATED WATER AND USING STANDARD MATERIALS OF CONSTRUCTION. RATED POINT ONLY CAN BE GUARANTEED BY THE FACTORY. CURVES REPRESENT SINGLE STAGE AVERAGE PERFORMANCE BASED ON TEST OF MULTI-STAGE BOWL ASSEMBLY. EFFICIENCY CORRECTION APPLIES DIRECTLY TO EFFICIENCY (-) AND HEAD (x) FOR LESSER STAGES. ACTUAL DRIVER OPERATING SPEED SHOULD BE VERIFIED.

MODEL 10RALC

(Effective July 17, 2019)

Vertical Turbine Pump



Model	10RALC
RPM	1730
Freq Poles	60 Hz 4-pole
Pump Type	Submersible
EFFICIENCY CORRECTION	
1-STAGE	-3.0
2-STAGE	-2.0
3-STAGE	-1.0
4-STAGE	0.0
Impeller Type	Enclosed
Ns	1700
Thrust K-Factor	3.75 lb/ft
Bowl OD	9.50 in
Bowl Lateral	0.38 in
Max PSI	370 psi
Thd Disch Size	4", 6", 8"

TURBINE OPERATIONS
Lubbock, Texas

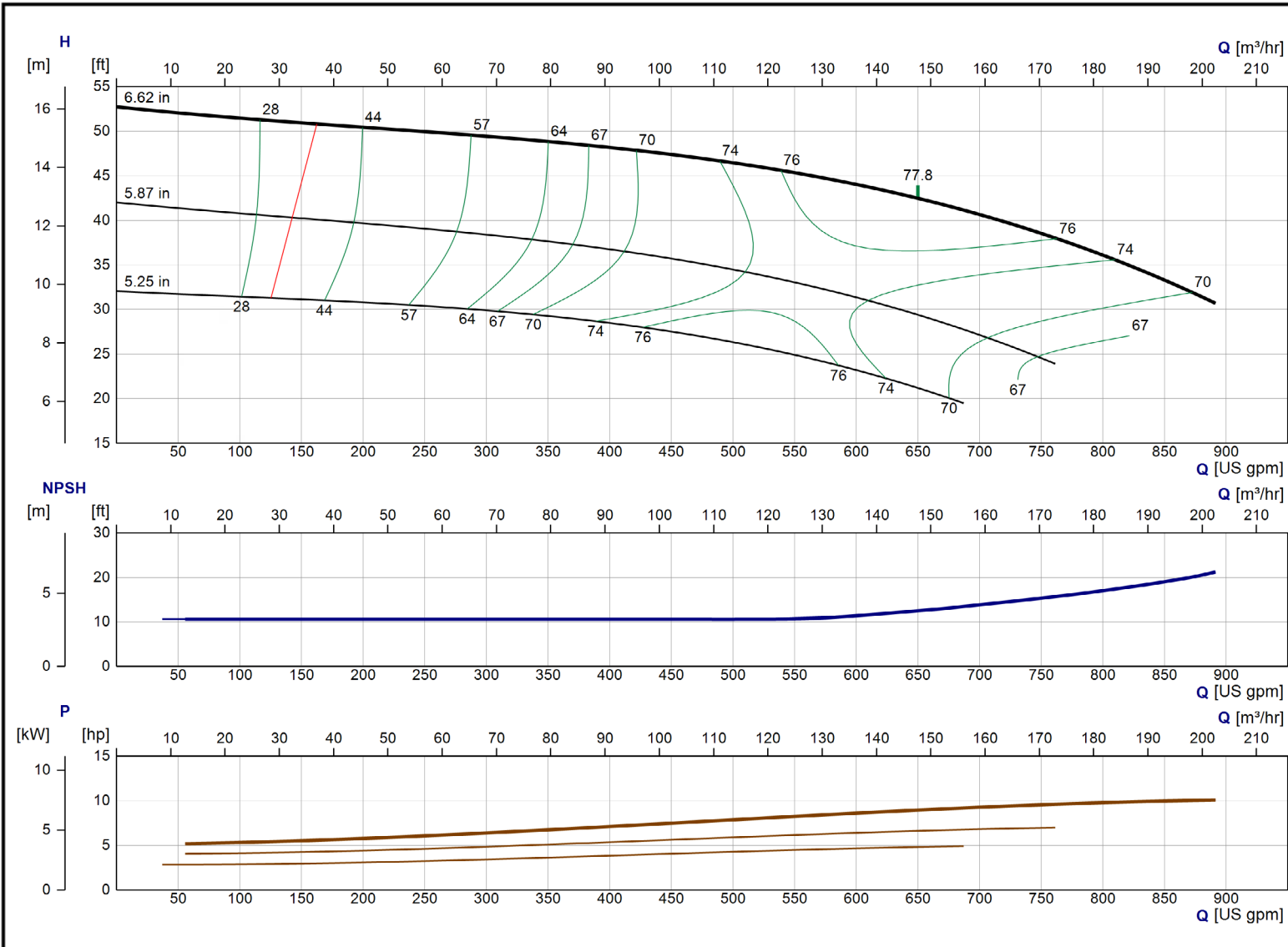
NOMINAL BOWL PERFORMANCE CURVE AND DATA BASED ON PUMPING CLEAR, NON-AERATED WATER AND USING STANDARD MATERIALS OF CONSTRUCTION. RATED POINT ONLY CAN BE GUARANTEED BY THE FACTORY. CURVES REPRESENT SINGLE STAGE AVERAGE PERFORMANCE BASED ON TEST OF MULTI-STAGE BOWL ASSEMBLY. EFFICIENCY CORRECTION APPLIES DIRECTLY TO EFFICIENCY (-) AND HEAD (x) FOR LESSER STAGES. ACTUAL DRIVER OPERATING SPEED SHOULD BE VERIFIED.



MODEL 10RJHC

(Effective January 11, 2022)

Vertical Turbine Pump



Model	10RJHC
RPM	1730
Freq Poles	60 Hz 4-pole
Pump Type	Submersible
EFFICIENCY CORRECTION	
1-STAGE	0.0
2-STAGE	0.0
3-STAGE	0.0
4-STAGE	0.0
Impeller Type	Enclosed
Ns	2780
Thrust K-Factor	7.00 lb/ft
Bowl OD	9.50 in
Bowl Lateral	0.75 in
Max PSI	370 psi
Thd Disch Size	6", 8"

TURBINE OPERATIONS
Lubbock, Texas

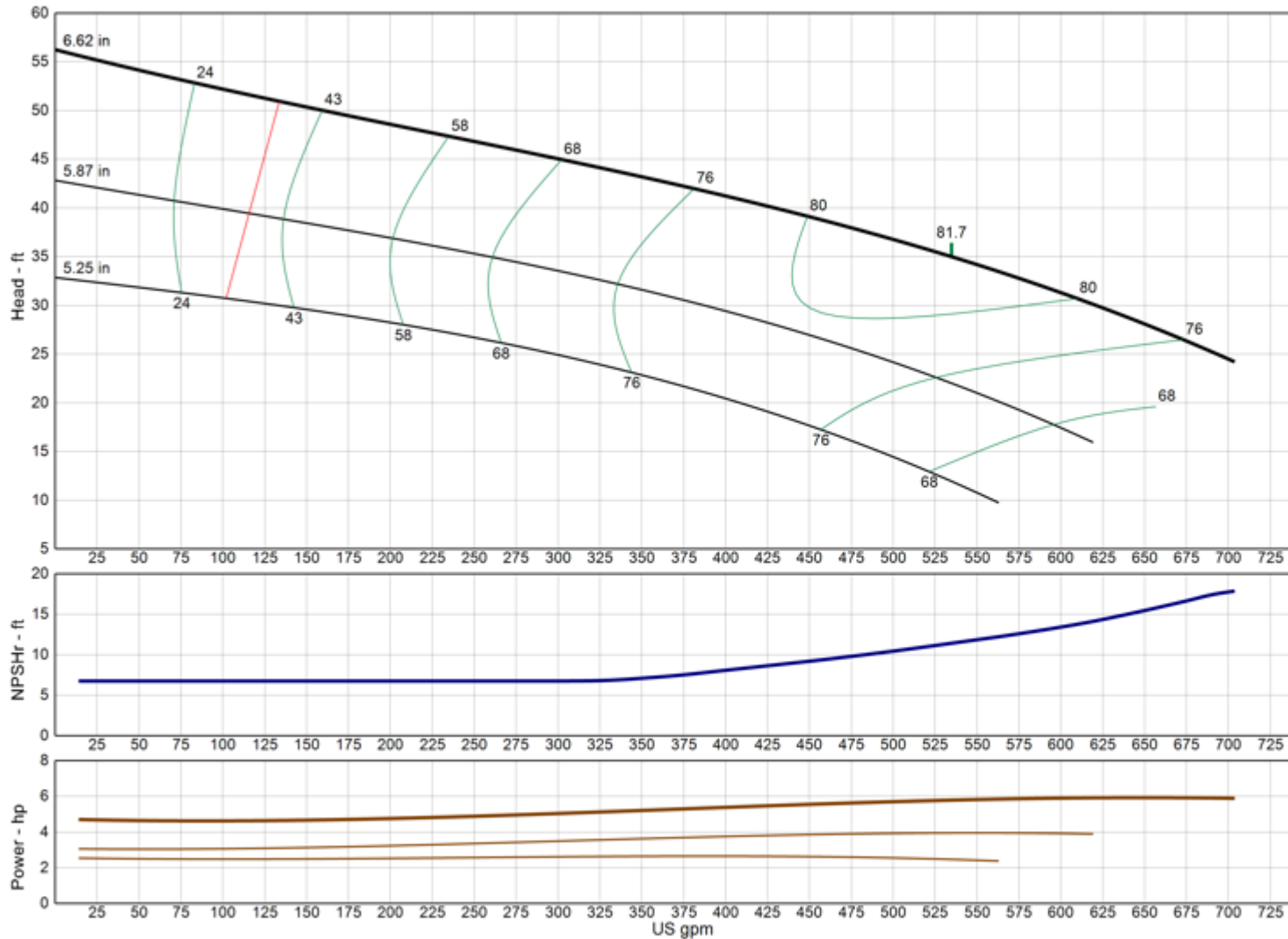
NOMINAL BOWL PERFORMANCE CURVE AND DATA BASED ON PUMPING CLEAR, NON-AERATED WATER AND USING STANDARD MATERIALS OF CONSTRUCTION. RATED POINT ONLY CAN BE GUARANTEED BY THE FACTORY. CURVES REPRESENT SINGLE STAGE AVERAGE PERFORMANCE BASED ON TEST OF MULTI-STAGE BOWL ASSEMBLY. EFFICIENCY CORRECTION APPLIES DIRECTLY TO EFFICIENCY (-) AND HEAD (x) FOR LESSER STAGES. ACTUAL DRIVER OPERATING SPEED SHOULD BE VERIFIED.



MODEL 10RJLC

(Effective December 18, 2019)

Vertical Turbine Pump



Model	10RJLC
RPM	1730
Freq Poles	60 Hz 4-pole
Pump Type	Submersible
EFFICIENCY CORRECTION	
1-STAGE	0.0
2-STAGE	0.0
3-STAGE	0.0
4-STAGE	0.0
Impeller Type	Enclosed
Ns	2780
Thrust K-Factor	7.00 lb/ft
Bowl OD	9.50 in
Bowl Lateral	0.75 in
Max PSI	370 psi
Thd Disch Size	6", 8"

TURBINE OPERATIONS
Lubbock, Texas

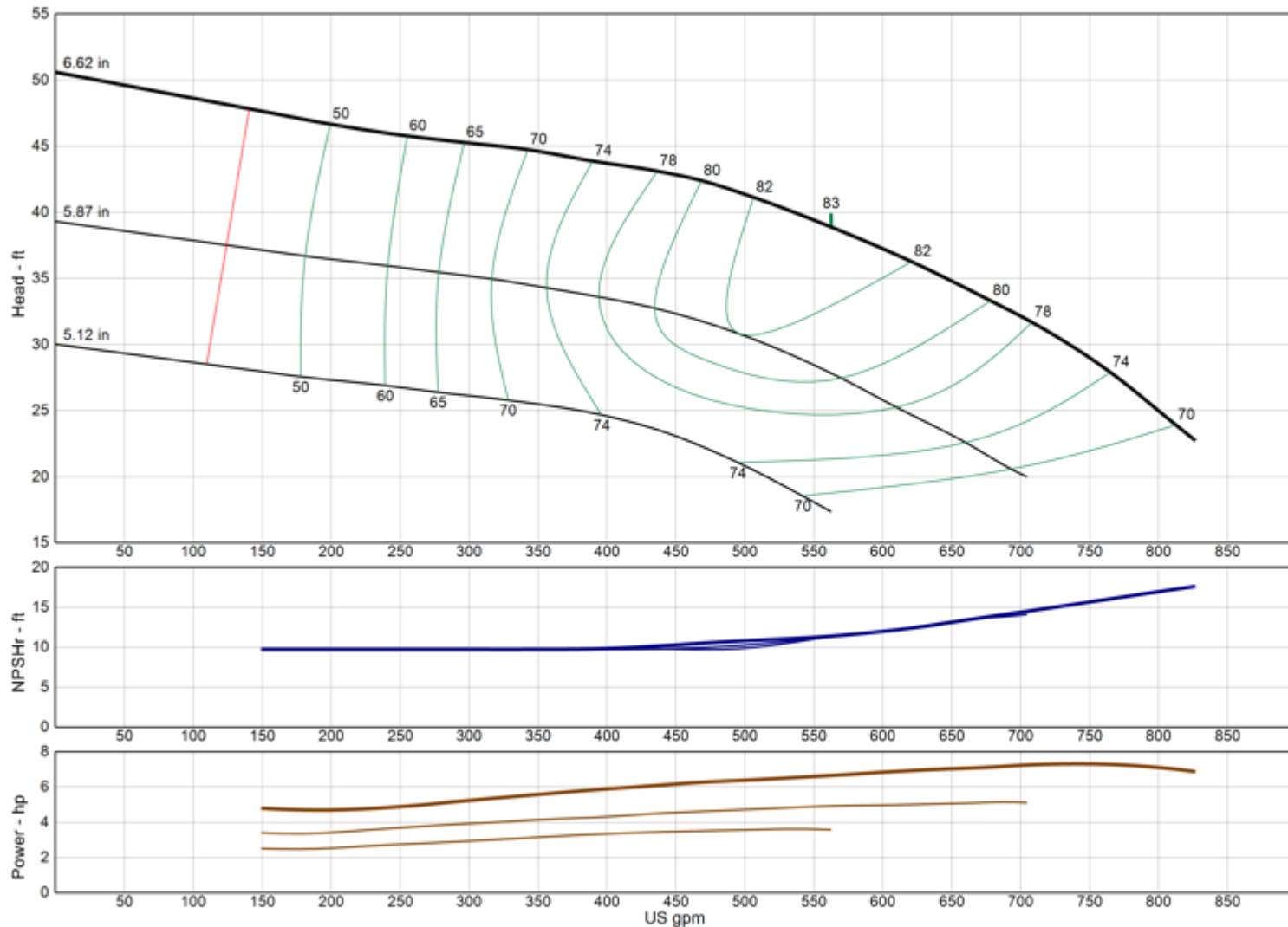
NOMINAL BOWL PERFORMANCE CURVE AND DATA BASED ON PUMPING CLEAR, NON-AERATED WATER AND USING STANDARD MATERIALS OF CONSTRUCTION. RATED POINT ONLY CAN BE GUARANTEED BY THE FACTORY. CURVES REPRESENT SINGLE STAGE AVERAGE PERFORMANCE BASED ON TEST OF MULTI-STAGE BOWL ASSEMBLY. EFFICIENCY CORRECTION APPLIES DIRECTLY TO EFFICIENCY (-) AND HEAD (x) FOR LESSER STAGES. ACTUAL DRIVER OPERATING SPEED SHOULD BE VERIFIED.



MODEL 10RJMC

(Effective July 17, 2019)

Vertical Turbine Pump



Model	10RJMC
RPM	1730
Freq Poles	60 Hz 4-pole
Pump Type	Submersible
EFFICIENCY CORRECTION	
1-STAGE	0.0
2-STAGE	0.0
3-STAGE	0.0
4-STAGE	0.0
Impeller Type	Enclosed
Ns	2635
Thrust K-Factor	7.00 lb/ft
Bowl OD	9.50 in
Bowl Lateral	0.75 in
Max PSI	370 psi
Thd Disch Size	6", 8"

TURBINE OPERATIONS

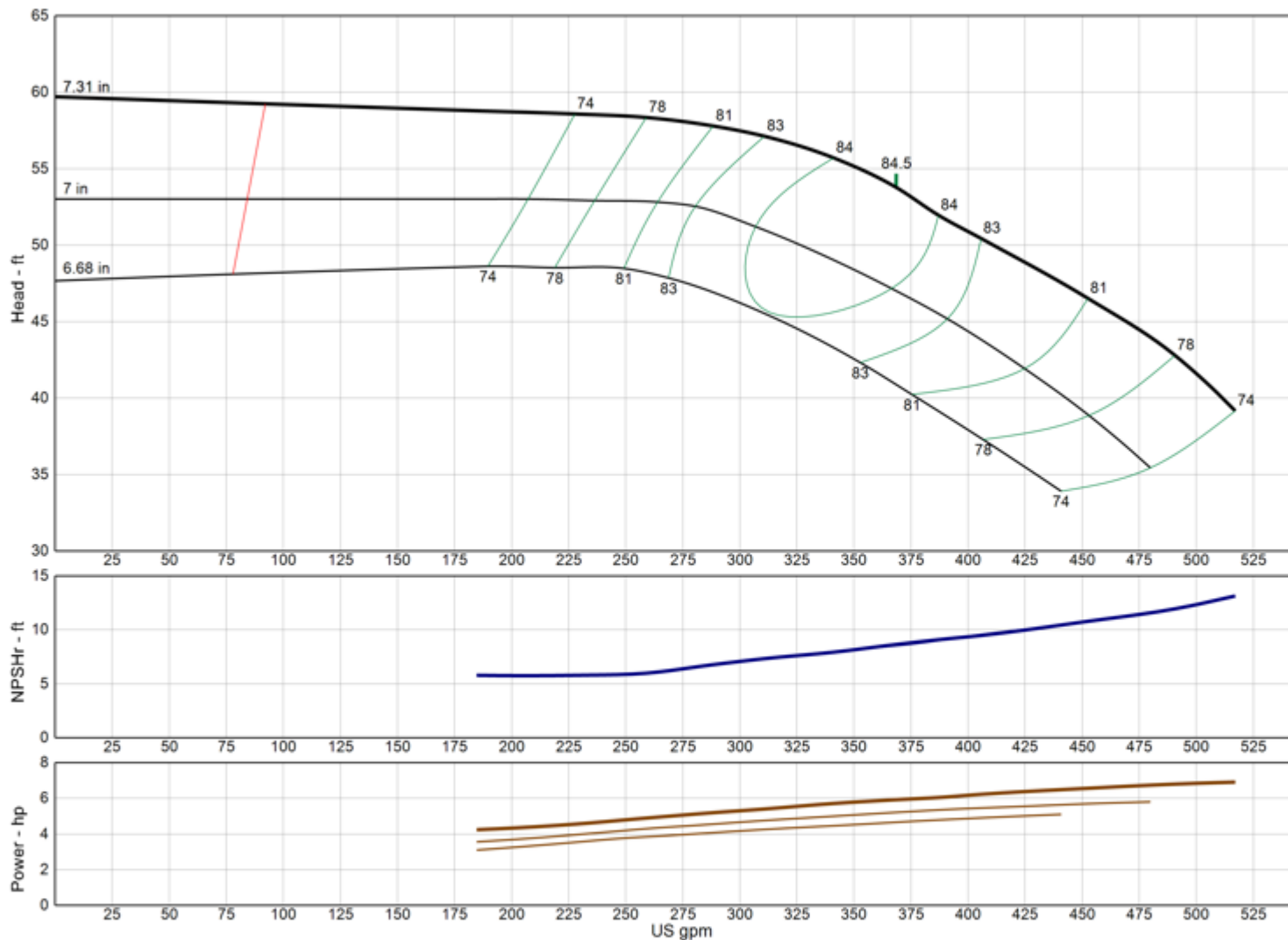
Lubbock, Texas

NOMINAL BOWL PERFORMANCE CURVE AND DATA BASED ON PUMPING CLEAR, NON-AERATED WATER AND USING STANDARD MATERIALS OF CONSTRUCTION. RATED POINT ONLY CAN BE GUARANTEED BY THE FACTORY. CURVES REPRESENT SINGLE STAGE AVERAGE PERFORMANCE BASED ON TEST OF MULTI-STAGE BOWL ASSEMBLY. EFFICIENCY CORRECTION APPLIES DIRECTLY TO EFFICIENCY (-) AND HEAD (x) FOR LESSER STAGES. ACTUAL DRIVER OPERATING SPEED SHOULD BE VERIFIED.

MODEL 10WAHC

(Effective July 17, 2019)

Vertical Turbine Pump



Model	10WAHC
RPM	1730
Freq Poles	60 Hz 4-pole
Pump Type	Submersible
EFFICIENCY CORRECTION	
1-STAGE	-3.0
2-STAGE	-2.0
3-STAGE	-1.0
4-STAGE	0.0
Impeller Type	Enclosed
Ns	1670
Thrust K-Factor	4.65 lb/ft
Bowl OD	9.50 in
Bowl Lateral	0.63 in
Max PSI	370 psi
Thd Disch Size	6", 8"

TURBINE OPERATIONS

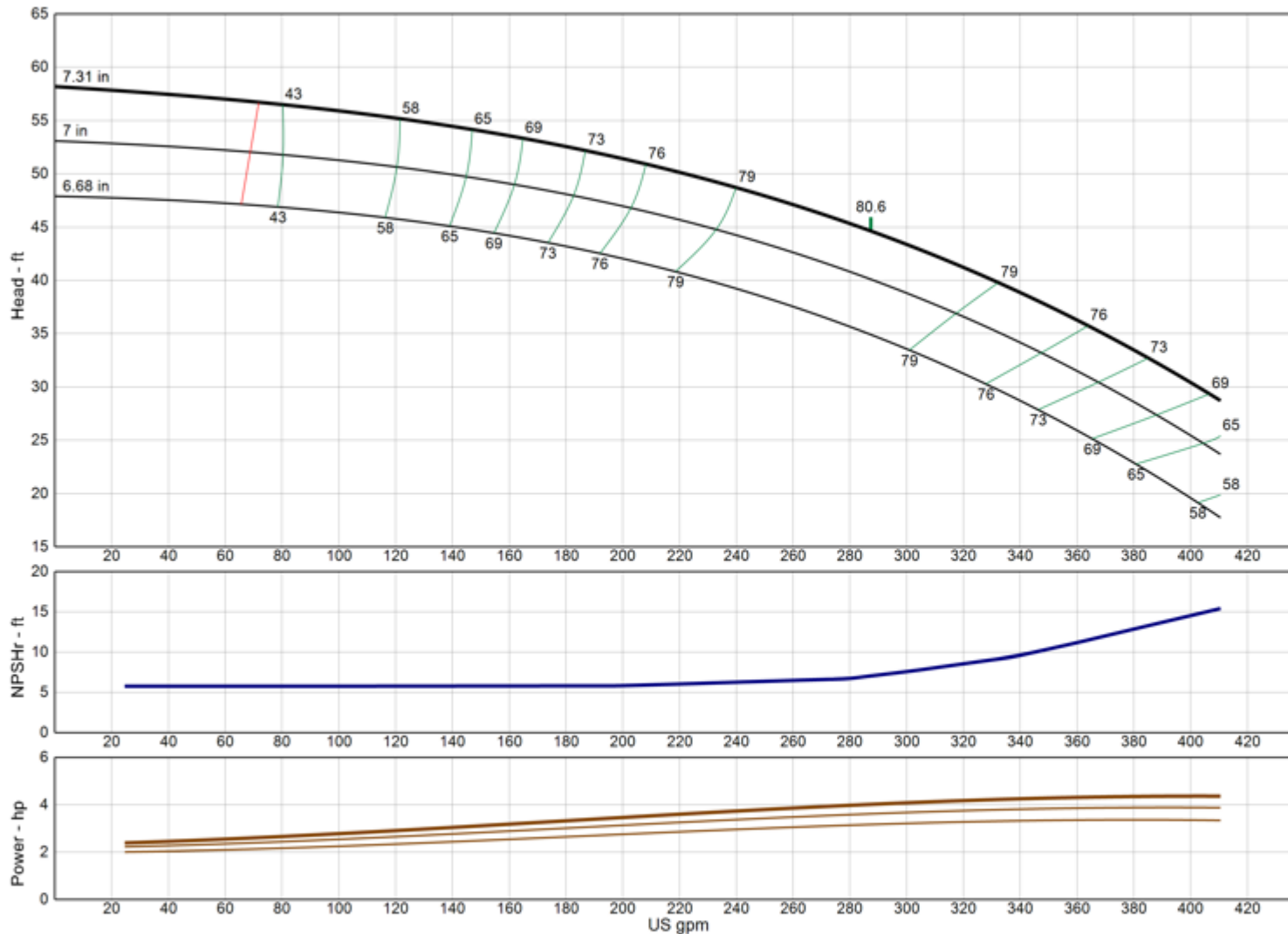
Lubbock, Texas

NOMINAL BOWL PERFORMANCE CURVE AND DATA BASED ON PUMPING CLEAR, NON-AERATED WATER AND USING STANDARD MATERIALS OF CONSTRUCTION. RATED POINT ONLY CAN BE GUARANTEED BY THE FACTORY. CURVES REPRESENT SINGLE STAGE AVERAGE PERFORMANCE BASED ON TEST OF MULTI-STAGE BOWL ASSEMBLY. EFFICIENCY CORRECTION APPLIES DIRECTLY TO EFFICIENCY (-) AND HEAD (x) FOR LESSER STAGES. ACTUAL DRIVER OPERATING SPEED SHOULD BE VERIFIED.

MODEL 10WALC

(Effective July 17, 2019)

Vertical Turbine Pump



Model	10WALC
RPM	1730
Freq Poles	60 Hz 4-pole
Pump Type	Submersible
EFFICIENCY CORRECTION	
1-STAGE	-3.0
2-STAGE	-2.0
3-STAGE	-1.0
4-STAGE	0.0
Impeller Type	Enclosed
Ns	1700
Thrust K-Factor	4.60 lb/ft
Bowl OD	9.50 in
Bowl Lateral	0.63 in
Max PSI	370 psi
Thd Disch Size	6", 8"

TURBINE OPERATIONS
Lubbock, Texas

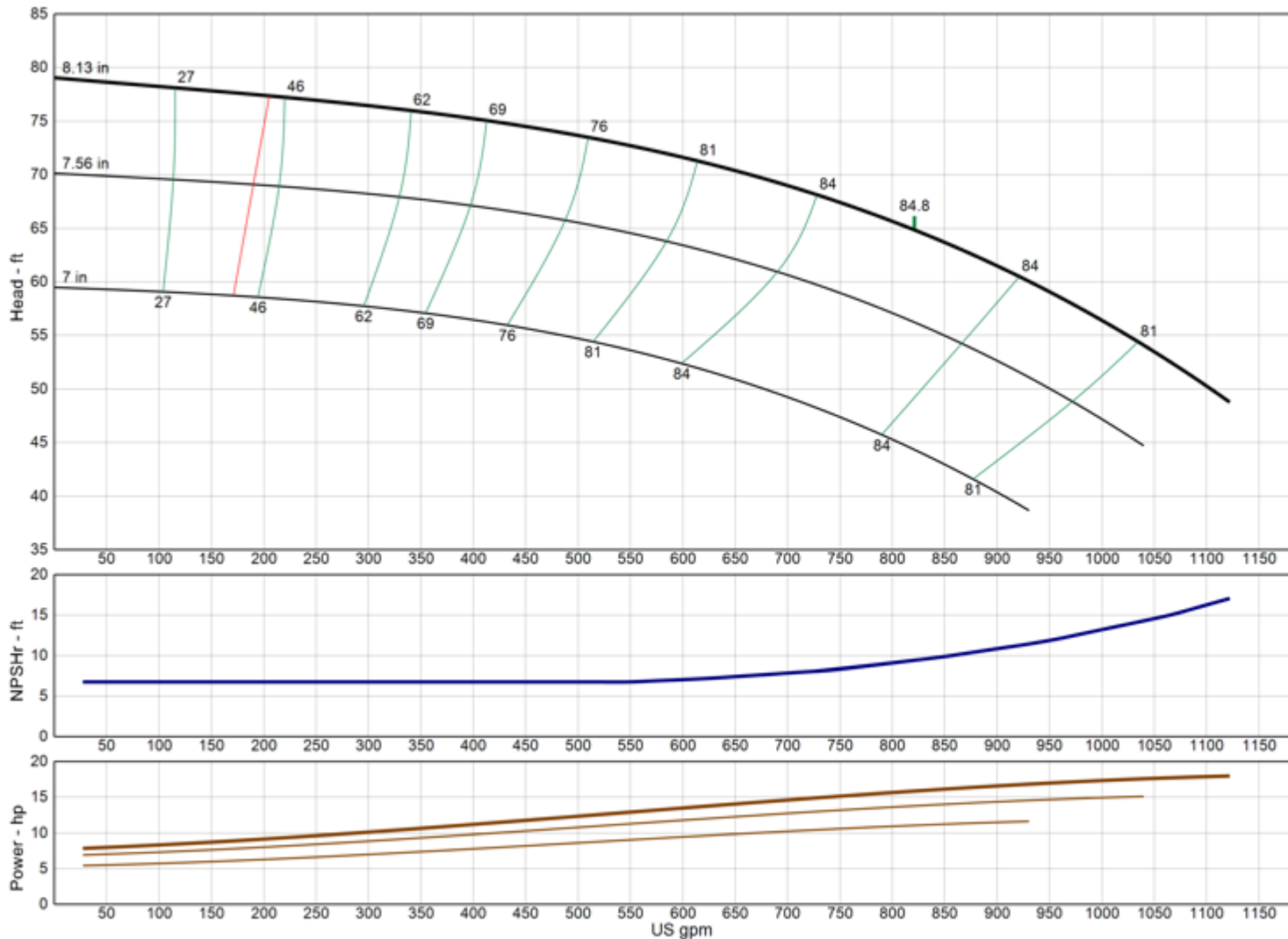
NOMINAL BOWL PERFORMANCE CURVE AND DATA BASED ON PUMPING CLEAR, NON-AERATED WATER AND USING STANDARD MATERIALS OF CONSTRUCTION. RATED POINT ONLY CAN BE GUARANTEED BY THE FACTORY. CURVES REPRESENT SINGLE STAGE AVERAGE PERFORMANCE BASED ON TEST OF MULTI-STAGE BOWL ASSEMBLY. EFFICIENCY CORRECTION APPLIES DIRECTLY TO EFFICIENCY (-) AND HEAD (x) FOR LESSER STAGES. ACTUAL DRIVER OPERATING SPEED SHOULD BE VERIFIED.



MODEL 11CHC

(Effective December 18, 2019)

Vertical Turbine Pump



Model	11CHC
RPM	1730
Freq Poles	60 Hz 4-pole
Pump Type	Submersible
EFFICIENCY CORRECTION	
1-STAGE	-3.0
2-STAGE	-2.0
3-STAGE	-1.0
4-STAGE	0.0
Impeller Type	Enclosed
Ns	2170
Thrust K-Factor	7.00 lb/ft
Bowl OD	11.00 in
Bowl Lateral	0.88 in
Max PSI	400 psi
Thd Disch Size	6", 8", 10"

TURBINE OPERATIONS

Lubbock, Texas

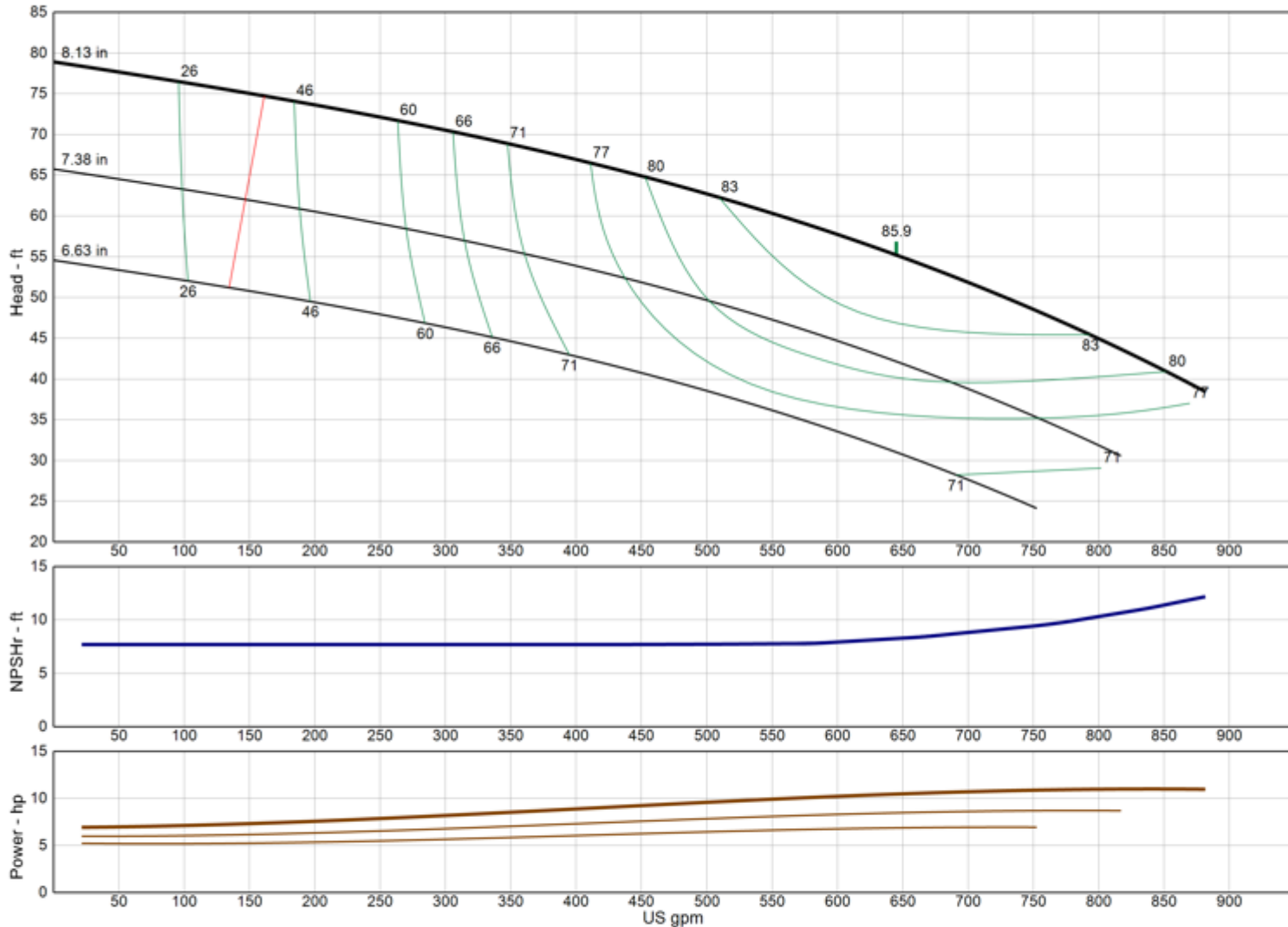
NOMINAL BOWL PERFORMANCE CURVE AND DATA BASED ON PUMPING CLEAR, NON-AERATED WATER AND USING STANDARD MATERIALS OF CONSTRUCTION. RATED POINT ONLY CAN BE GUARANTEED BY THE FACTORY. CURVES REPRESENT SINGLE STAGE AVERAGE PERFORMANCE BASED ON TEST OF MULTI-STAGE BOWL ASSEMBLY. EFFICIENCY CORRECTION APPLIES DIRECTLY TO EFFICIENCY (-) AND HEAD (x) FOR LESSER STAGES. ACTUAL DRIVER OPERATING SPEED SHOULD BE VERIFIED.



MODEL 11CLC

(Effective December 18, 2019)

Vertical Turbine Pump



Model 11CLC

RPM 1730

Freq | Poles 60 Hz | 4-pole

Pump Type Submersible

EFFICIENCY CORRECTION

1-STAGE	-3.0
2-STAGE	-2.0
3-STAGE	-1.0
4-STAGE	0.0

Impeller Type Enclosed

Ns 2170

Thrust K-Factor 7.00 lb/ft

Bowl OD 11.00 in

Bowl Lateral 0.88 in

Max PSI 400 psi

Thd Disch Size 6", 8", 10"

TURBINE OPERATIONS

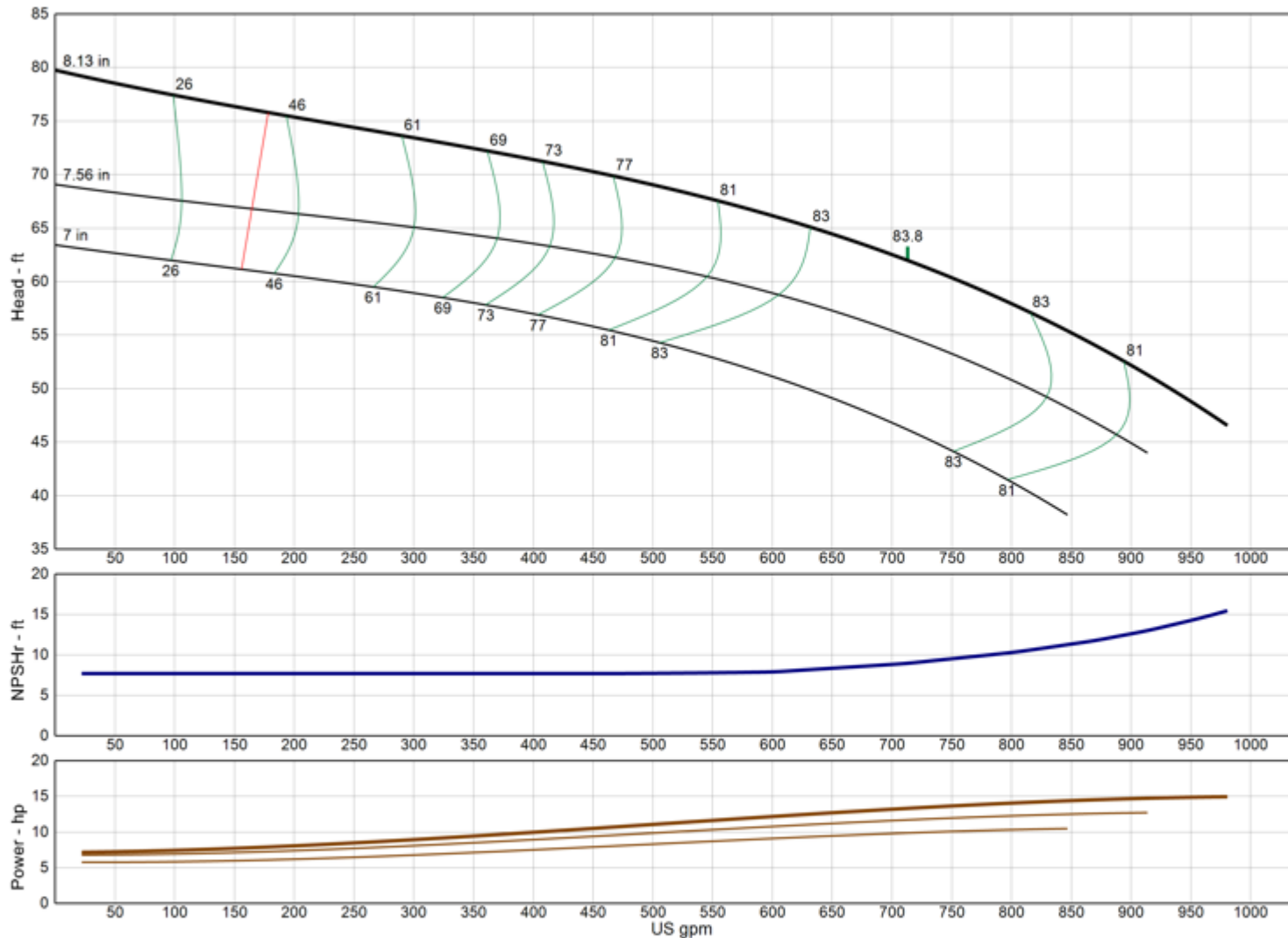
Lubbock, Texas

NOMINAL BOWL PERFORMANCE CURVE AND DATA BASED ON PUMPING CLEAR, NON-AERATED WATER AND USING STANDARD MATERIALS OF CONSTRUCTION. RATED POINT ONLY CAN BE GUARANTEED BY THE FACTORY. CURVES REPRESENT SINGLE STAGE AVERAGE PERFORMANCE BASED ON TEST OF MULTI-STAGE BOWL ASSEMBLY. EFFICIENCY CORRECTION APPLIES DIRECTLY TO EFFICIENCY (-) AND HEAD (x) FOR LESSER STAGES. ACTUAL DRIVER OPERATING SPEED SHOULD BE VERIFIED.

MODEL 11CMC

(Effective December 18, 2019)

Vertical Turbine Pump



Model	11CMC
RPM	1730
Freq Poles	60 Hz 4-pole
Pump Type	Submersible
EFFICIENCY CORRECTION	
1-STAGE	-3.0
2-STAGE	-2.0
3-STAGE	-1.0
4-STAGE	0.0
Impeller Type	Enclosed
Ns	2090
Thrust K-Factor	7.00 lb/ft
Bowl OD	11.00 in
Bowl Lateral	0.88 in
Max PSI	400 psi
Thd Disch Size	6", 8", 10"

TURBINE OPERATIONS
Lubbock, Texas

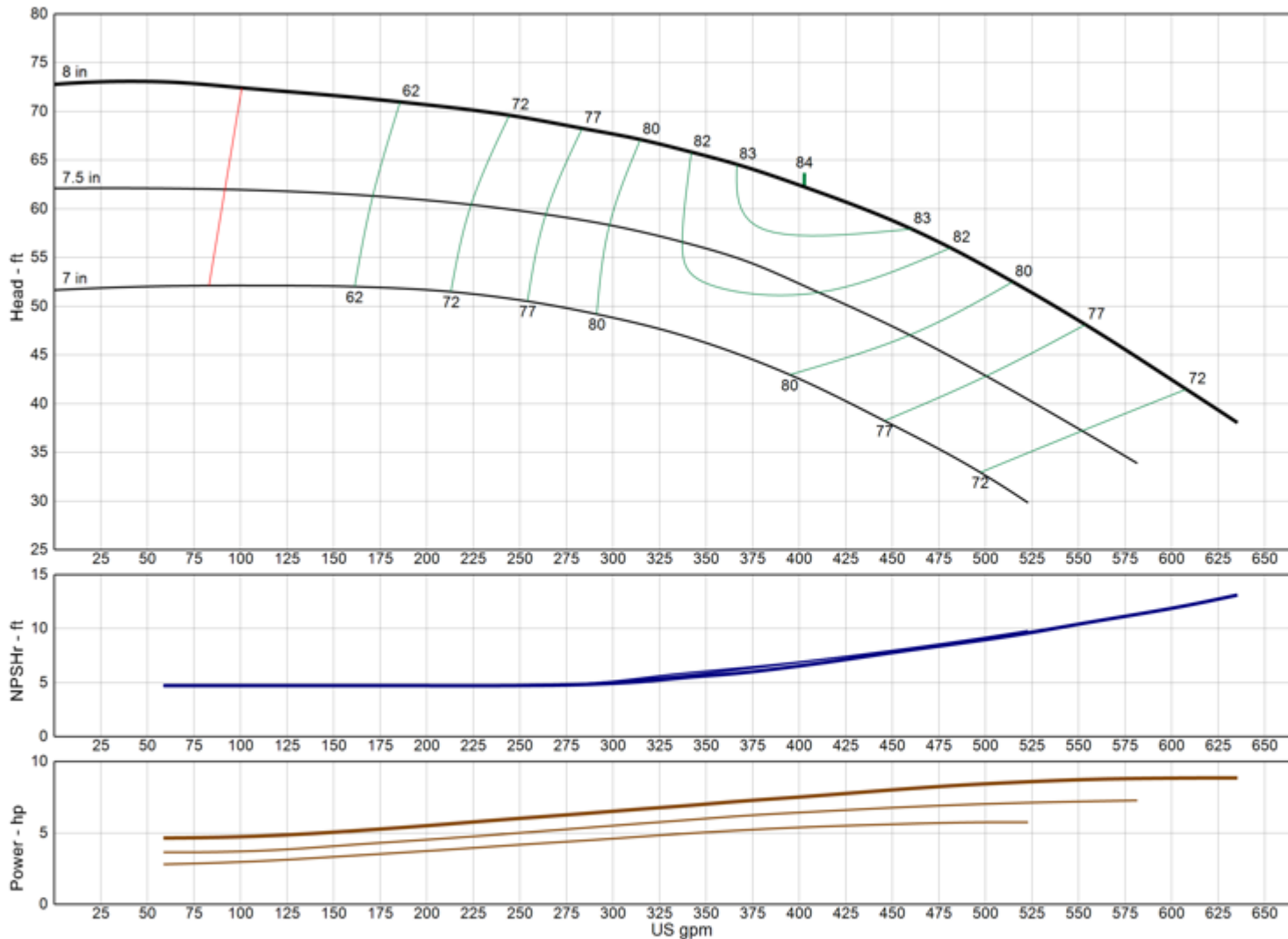
NOMINAL BOWL PERFORMANCE CURVE AND DATA BASED ON PUMPING CLEAR, NON-AERATED WATER AND USING STANDARD MATERIALS OF CONSTRUCTION. RATED POINT ONLY CAN BE GUARANTEED BY THE FACTORY. CURVES REPRESENT SINGLE STAGE AVERAGE PERFORMANCE BASED ON TEST OF MULTI-STAGE BOWL ASSEMBLY. EFFICIENCY CORRECTION APPLIES DIRECTLY TO EFFICIENCY (-) AND HEAD (x) FOR LESSER STAGES. ACTUAL DRIVER OPERATING SPEED SHOULD BE VERIFIED.



MODEL 11RAHC

(Effective July 17, 2019)

Vertical Turbine Pump



Model	11RAHC
RPM	1730
Freq Poles	60 Hz 4-pole
Pump Type	Submersible
EFFICIENCY CORRECTION	
1-STAGE	-5.0
2-STAGE	-3.0
3-STAGE	-1.0
4-STAGE	0.0
Impeller Type	Enclosed
Ns	1565
Thrust K-Factor	5.30 lb/ft
Bowl OD	11.60 in
Bowl Lateral	0.38 in
Max PSI	380 psi
Thd Disch Size	6", 8", 10"

TURBINE OPERATIONS
Lubbock, Texas

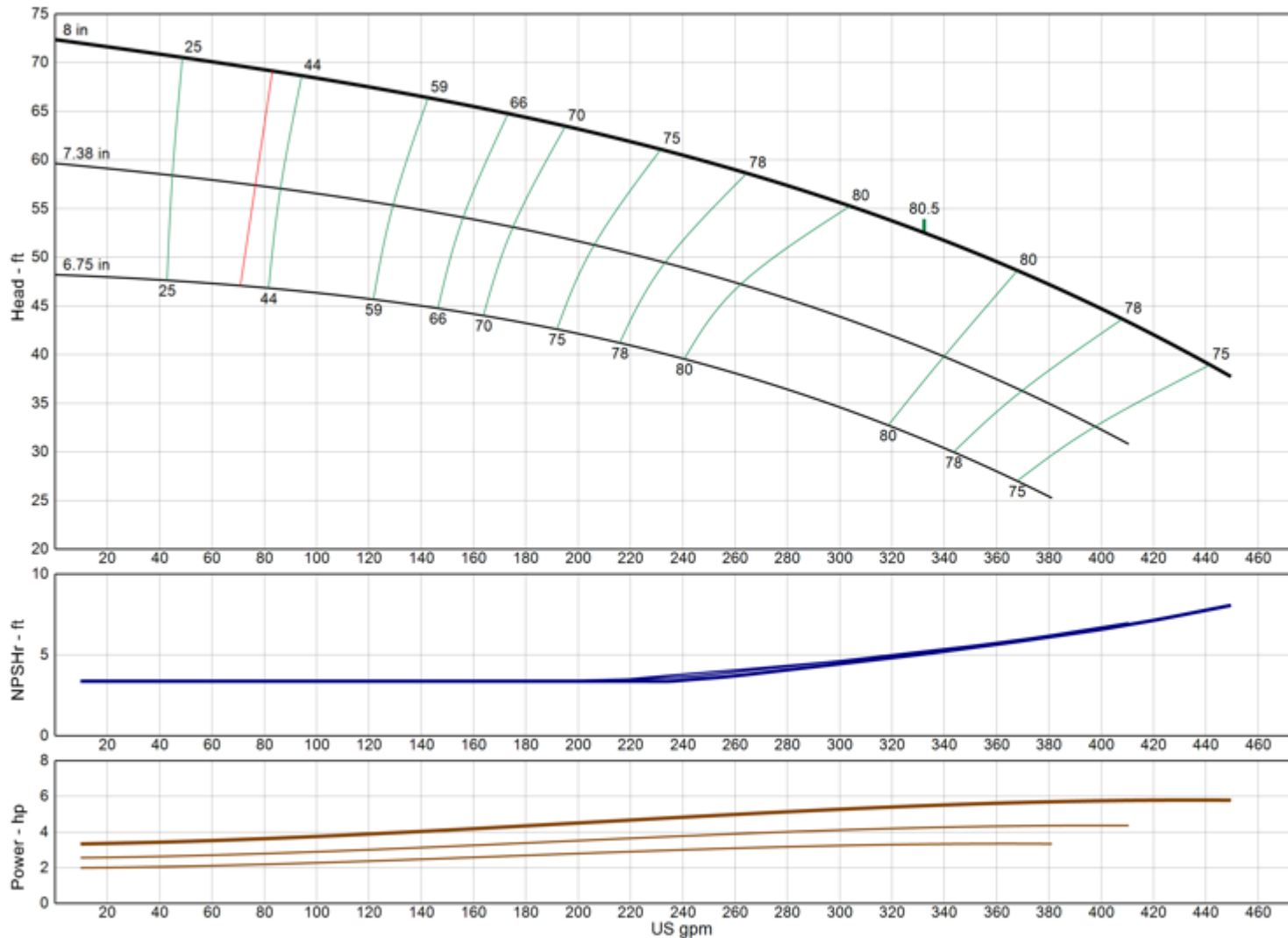
NOMINAL BOWL PERFORMANCE CURVE AND DATA BASED ON PUMPING CLEAR, NON-AERATED WATER AND USING STANDARD MATERIALS OF CONSTRUCTION. RATED POINT ONLY CAN BE GUARANTEED BY THE FACTORY. CURVES REPRESENT SINGLE STAGE AVERAGE PERFORMANCE BASED ON TEST OF MULTI-STAGE BOWL ASSEMBLY. EFFICIENCY CORRECTION APPLIES DIRECTLY TO EFFICIENCY (-) AND HEAD (x) FOR LESSER STAGES. ACTUAL DRIVER OPERATING SPEED SHOULD BE VERIFIED.



MODEL 11RALC

(Effective December 18, 2019)

Vertical Turbine Pump



Model	11RALC
RPM	1730
Freq Poles	60 Hz 4-pole
Pump Type	Submersible
EFFICIENCY CORRECTION	
1-STAGE	-5.0
2-STAGE	-3.0
3-STAGE	-1.0
4-STAGE	0.0
Impeller Type	Enclosed
Ns	1615
Thrust K-Factor	5.30 lb/ft
Bowl OD	11.60 in
Bowl Lateral	0.38 in
Max PSI	380 psi
Thd Disch Size	6", 8", 10"

TURBINE OPERATIONS
Lubbock, Texas

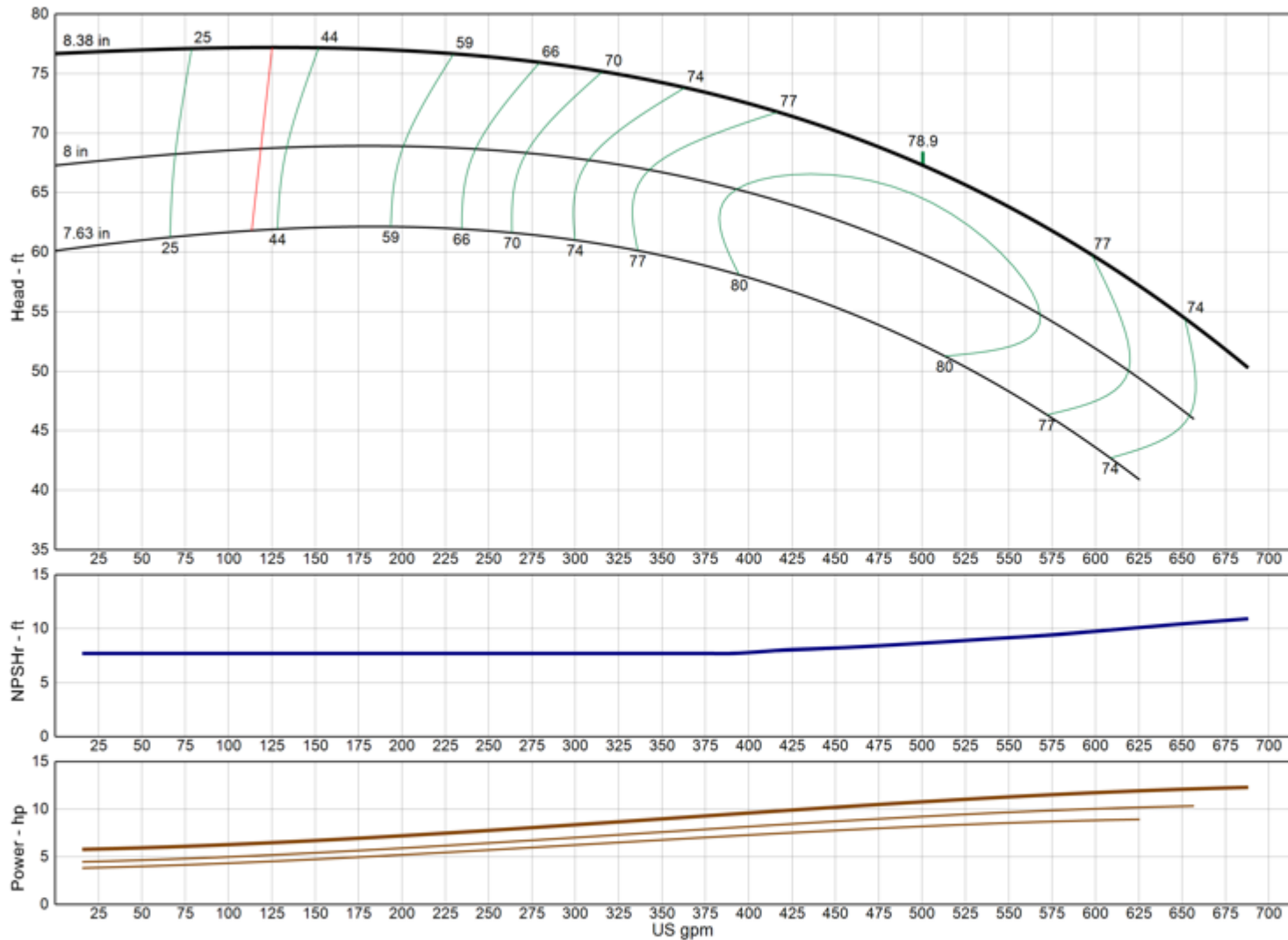
NOMINAL BOWL PERFORMANCE CURVE AND DATA BASED ON PUMPING CLEAR, NON-AERATED WATER AND USING STANDARD MATERIALS OF CONSTRUCTION. RATED POINT ONLY CAN BE GUARANTEED BY THE FACTORY. CURVES REPRESENT SINGLE STAGE AVERAGE PERFORMANCE BASED ON TEST OF MULTI-STAGE BOWL ASSEMBLY. EFFICIENCY CORRECTION APPLIES DIRECTLY TO EFFICIENCY (-) AND HEAD (x) FOR LESSER STAGES. ACTUAL DRIVER OPERATING SPEED SHOULD BE VERIFIED.



MODEL 11WAHC

(Effective December 18, 2019)

Vertical Turbine Pump



Model	11WAHC
RPM	1730
Freq Poles	60 Hz 4-pole
Pump Type	Submersible
EFFICIENCY CORRECTION	
1-STAGE	-3.0
2-STAGE	-2.0
3-STAGE	-1.0
4-STAGE	0.0
Impeller Type	Enclosed
Ns	1645
Thrust K-Factor	6.00 lb/ft
Bowl OD	11.00 in
Bowl Lateral	0.75 in
Max PSI	450 psi
Thd Disch Size	6", 8"

TURBINE OPERATIONS

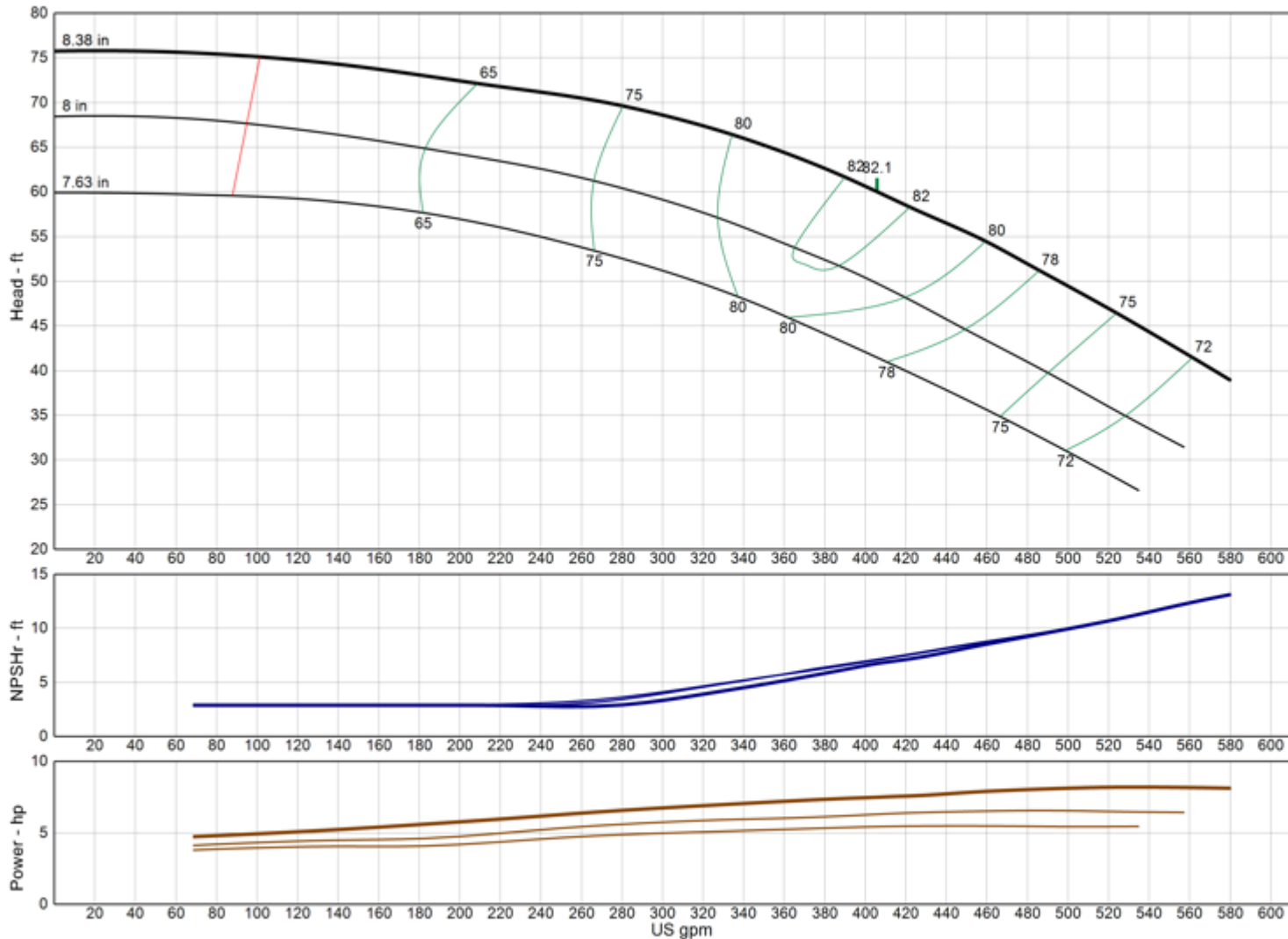
Lubbock, Texas

NOMINAL BOWL PERFORMANCE CURVE AND DATA BASED ON PUMPING CLEAR, NON-AERATED WATER AND USING STANDARD MATERIALS OF CONSTRUCTION. RATED POINT ONLY CAN BE GUARANTEED BY THE FACTORY. CURVES REPRESENT SINGLE STAGE AVERAGE PERFORMANCE BASED ON TEST OF MULTI-STAGE BOWL ASSEMBLY. EFFICIENCY CORRECTION APPLIES DIRECTLY TO EFFICIENCY (-) AND HEAD (x) FOR LESSER STAGES. ACTUAL DRIVER OPERATING SPEED SHOULD BE VERIFIED.

MODEL 11WALC

(Effective July 17, 2019)

Vertical Turbine Pump



Model	11WALC
RPM	1730
Freq Poles	60 Hz 4-pole
Pump Type	Submersible
EFFICIENCY CORRECTION	
1-STAGE	-3.0
2-STAGE	-2.0
3-STAGE	-1.0
4-STAGE	0.0
Impeller Type	Enclosed
Ns	1615
Thrust K-Factor	6.00 lb/ft
Bowl OD	11.00 in
Bowl Lateral	0.75 in
Max PSI	450 psi
Thd Disch Size	6", 8"

TURBINE OPERATIONS

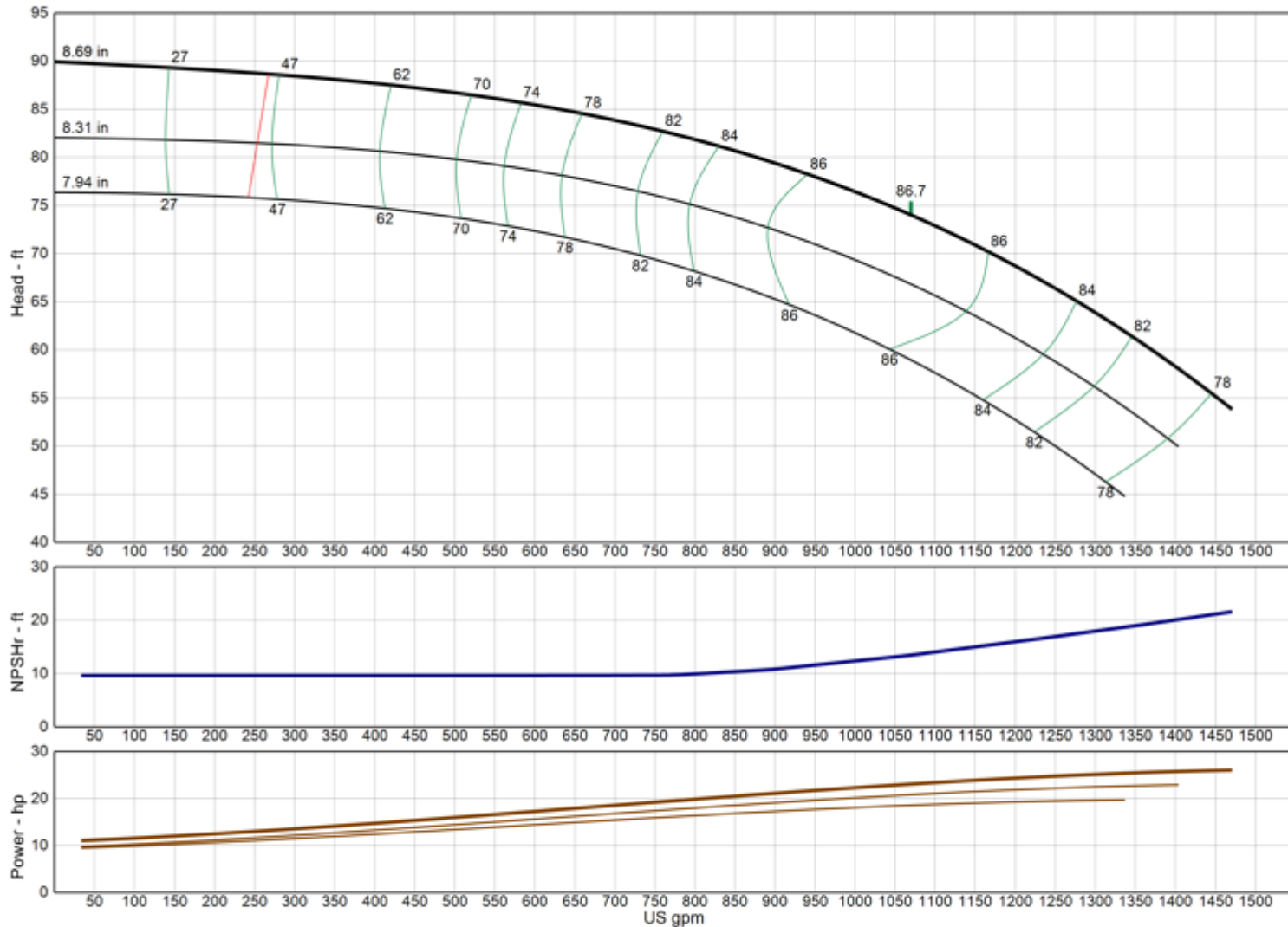
Lubbock, Texas

NOMINAL BOWL PERFORMANCE CURVE AND DATA BASED ON PUMPING CLEAR, NON-AERATED WATER AND USING STANDARD MATERIALS OF CONSTRUCTION. RATED POINT ONLY CAN BE GUARANTEED BY THE FACTORY. CURVES REPRESENT SINGLE STAGE AVERAGE PERFORMANCE BASED ON TEST OF MULTI-STAGE BOWL ASSEMBLY. EFFICIENCY CORRECTION APPLIES DIRECTLY TO EFFICIENCY (-) AND HEAD (x) FOR LESSER STAGES. ACTUAL DRIVER OPERATING SPEED SHOULD BE VERIFIED.

MODEL 12CHC

(Effective December 18, 2019)

Vertical Turbine Pump



Model	12CHC
RPM	1730
Freq Poles	60 Hz 4-pole
Pump Type	Submersible
EFFICIENCY CORRECTION	
1-STAGE	-3.0
2-STAGE	-2.0
3-STAGE	-1.0
4-STAGE	0.0
Impeller Type	Enclosed
Ns	2240
Thrust K-Factor	7.50 lb/ft
Bowl OD	11.75 in
Bowl Lateral	1.00 in
Max PSI	380 psi
Thd Disch Size	6", 8", 10"

TURBINE OPERATIONS

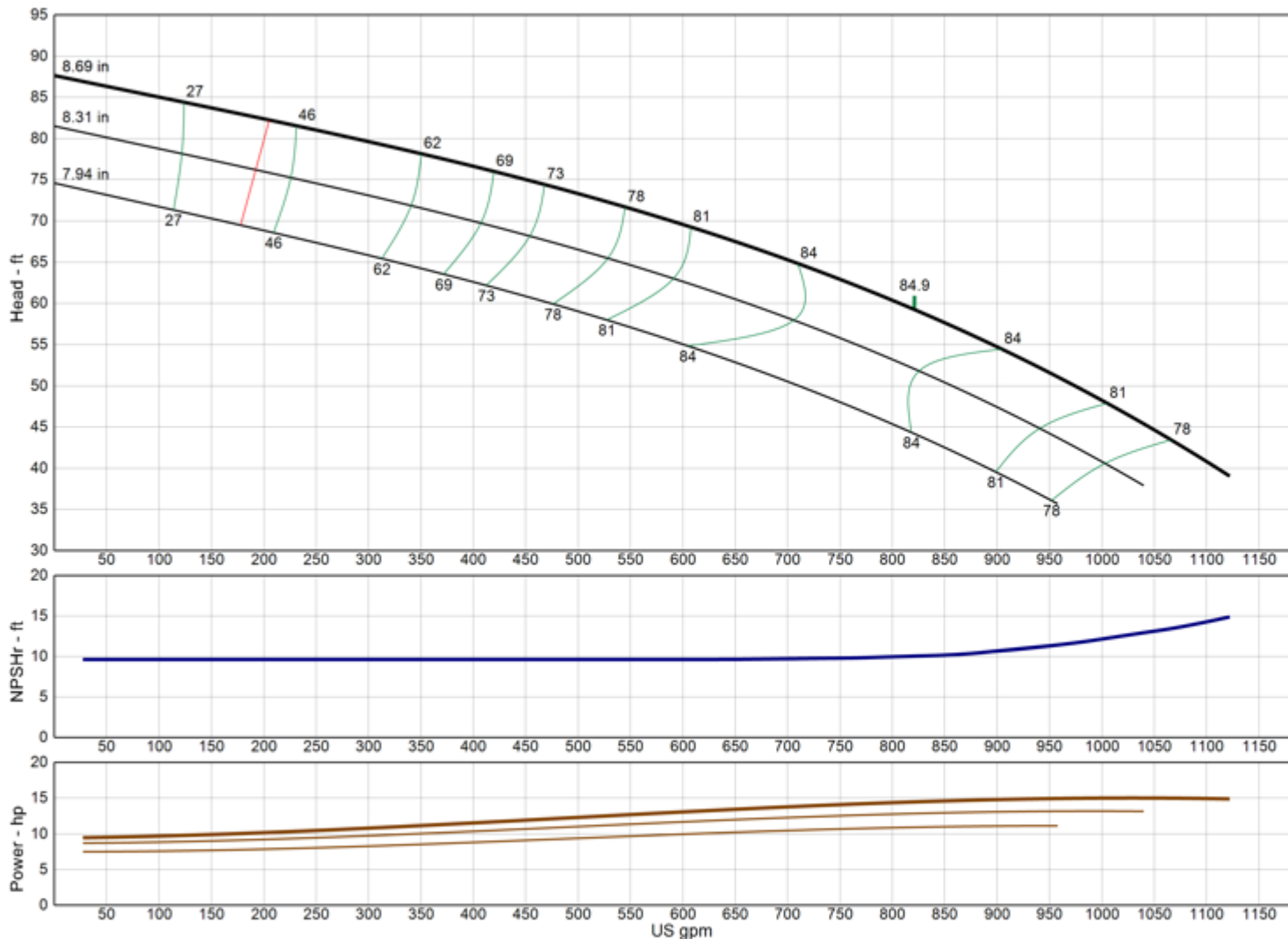
Lubbock, Texas

NOMINAL BOWL PERFORMANCE CURVE AND DATA BASED ON PUMPING CLEAR, NON-AERATED WATER AND USING STANDARD MATERIALS OF CONSTRUCTION. RATED POINT ONLY CAN BE GUARANTEED BY THE FACTORY. CURVES REPRESENT SINGLE STAGE AVERAGE PERFORMANCE BASED ON TEST OF MULTI-STAGE BOWL ASSEMBLY. EFFICIENCY CORRECTION APPLIES DIRECTLY TO EFFICIENCY (-) AND HEAD (x) FOR LESSER STAGES. ACTUAL DRIVER OPERATING SPEED SHOULD BE VERIFIED.

MODEL 12CLC

(Effective December 18, 2019)

Vertical Turbine Pump



Model	12CLC
RPM	1730
Freq Poles	60 Hz 4-pole
Pump Type	Submersible
EFFICIENCY CORRECTION	
1-STAGE	-3.0
2-STAGE	-2.0
3-STAGE	-1.0
4-STAGE	0.0
Impeller Type	Enclosed
Ns	2320
Thrust K-Factor	7.50 lb/ft
Bowl OD	11.75 in
Bowl Lateral	1.00 in
Max PSI	380 psi
Thd Disch Size	6", 8", 10"

TURBINE OPERATIONS
Lubbock, Texas

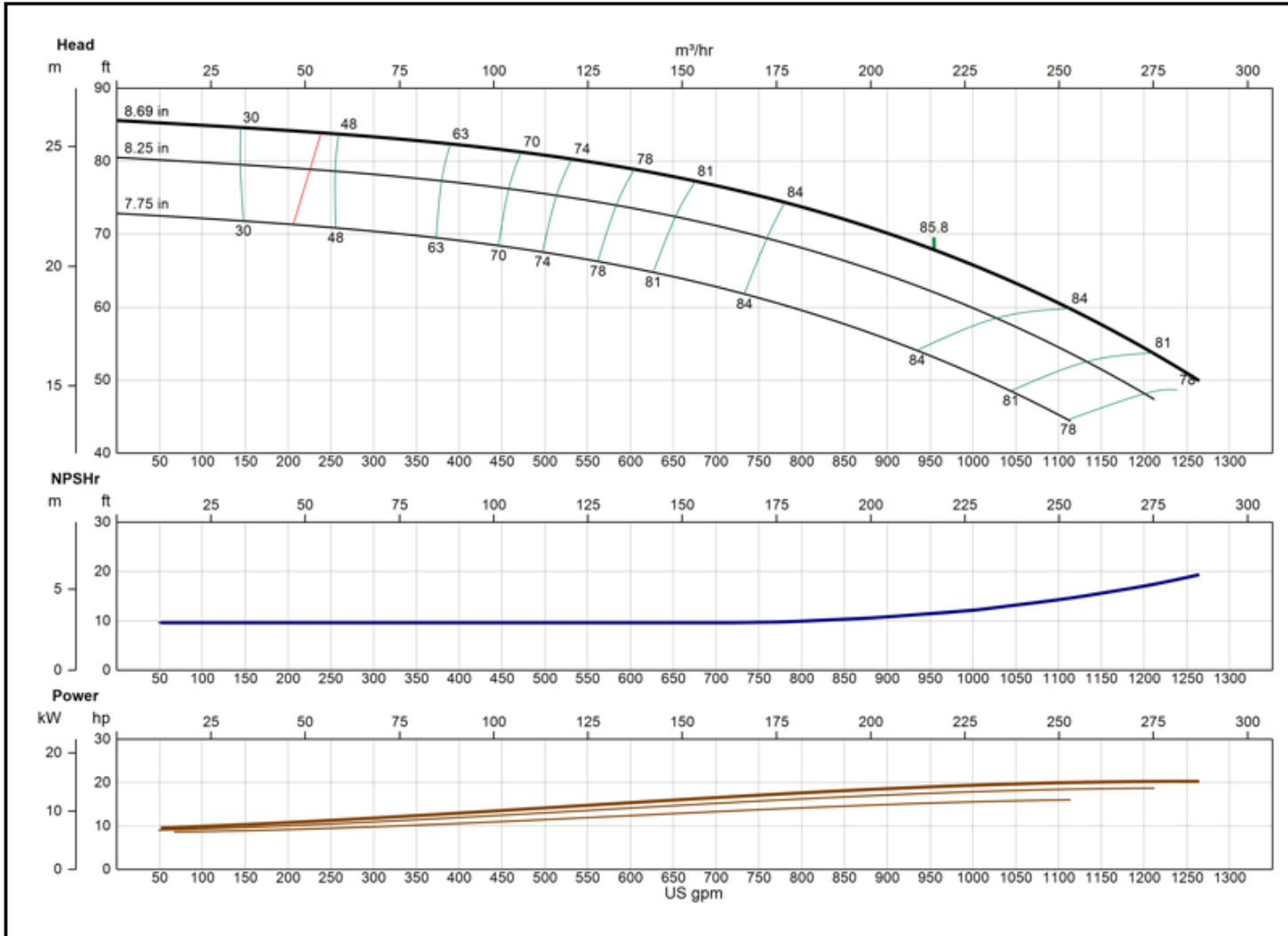
NOMINAL BOWL PERFORMANCE CURVE AND DATA BASED ON PUMPING CLEAR, NON-AERATED WATER AND USING STANDARD MATERIALS OF CONSTRUCTION. RATED POINT ONLY CAN BE GUARANTEED BY THE FACTORY. CURVES REPRESENT SINGLE STAGE AVERAGE PERFORMANCE BASED ON TEST OF MULTI-STAGE BOWL ASSEMBLY. EFFICIENCY CORRECTION APPLIES DIRECTLY TO EFFICIENCY (-) AND HEAD (x) FOR LESSER STAGES. ACTUAL DRIVER OPERATING SPEED SHOULD BE VERIFIED.



MODEL 12CMC

(Effective April 18, 2023)

Vertical Turbine Pump



Model	12CMC
RPM	1730
Freq Poles	60 Hz 4-pole
Pump Type	Submersible
EFFICIENCY CORRECTION	
1-STAGE	-3.0
2-STAGE	-2.0
3-STAGE	-1.0
4-STAGE	0.0
Impeller Type	Enclosed
Ns	2220
Thrust K-Factor	7.50 lb/ft
Bowl OD	11.75 in
Bowl Lateral	1.00 in
Max PSI	380 psi
Thd Disch Size	6", 8", 10"

XYLEM AWS
Lubbock, TX

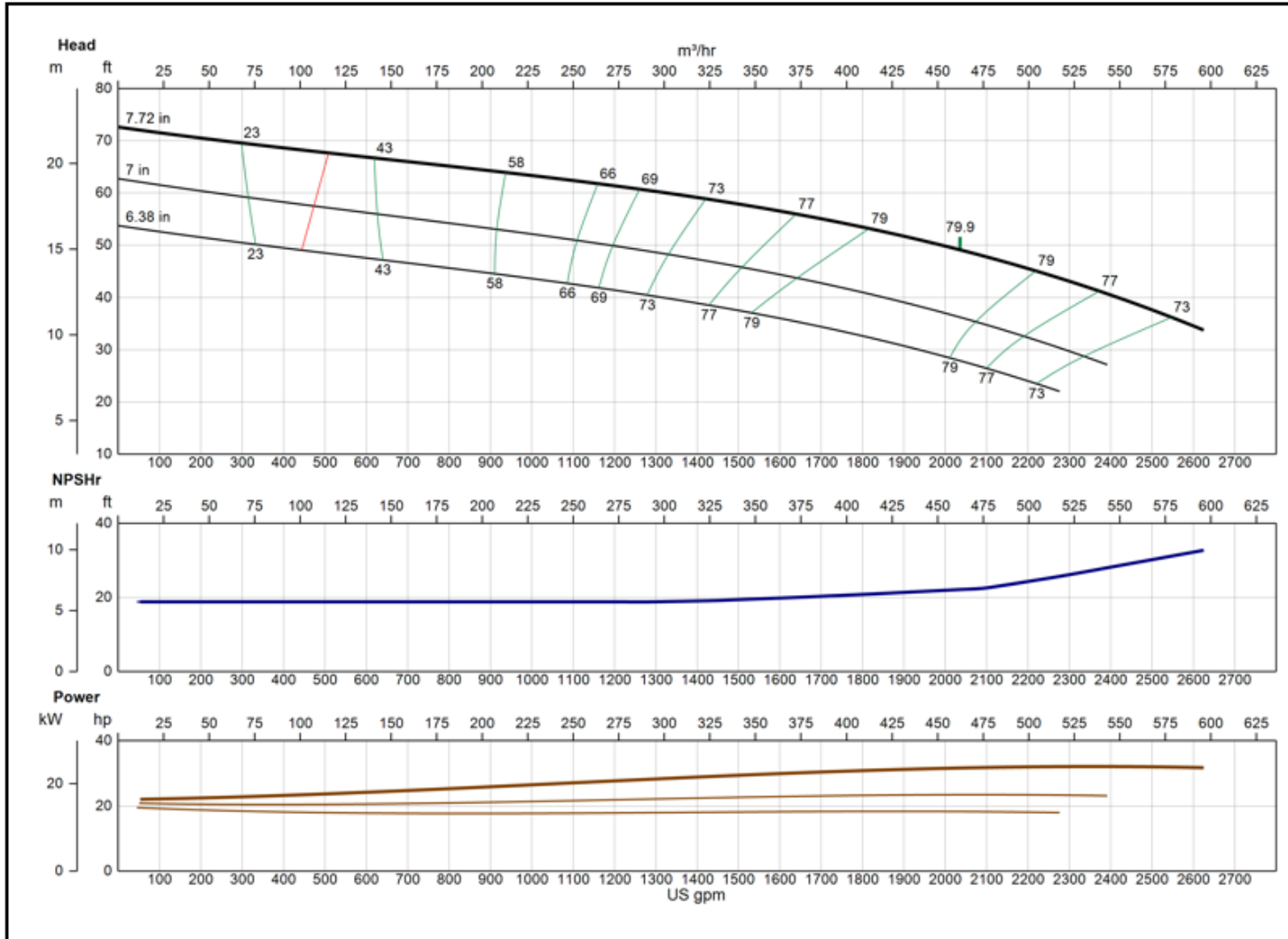
NOMINAL BOWL PERFORMANCE CURVE AND DATA BASED ON PUMPING CLEAR, NON-AERATED WATER AND USING STANDARD MATERIALS OF CONSTRUCTION. RATED POINT ONLY CAN BE GUARANTEED BY THE FACTORY. CURVES REPRESENT SINGLE STAGE AVERAGE PERFORMANCE BASED ON TEST OF MULTI-STAGE BOWL ASSEMBLY. EFFICIENCY CORRECTION APPLIES DIRECTLY TO EFFICIENCY (-) AND HEAD (x) FOR LESSER STAGES. ACTUAL DRIVER OPERATING SPEED SHOULD BE VERIFIED.



MODEL 12FDHC

(Effective April 18, 2023)

Vertical Turbine Pump



Model	12FDHC
RPM	1730
Freq Poles	60 Hz 4-pole
Pump Type	Submersible
EFFICIENCY CORRECTION	
1-STAGE	-3.0
2-STAGE	-1.5
3-STAGE	0.0
4-STAGE	0.0
Impeller Type	Enclosed
Ns	4220
Thrust K-Factor	15.00 lb/ft
Bowl OD	11.60 in
Bowl Lateral	0.75 in
Max PSI	380 psi
Thd Disch Size	8", 10"

XYLEM AWS
Lubbock, TX

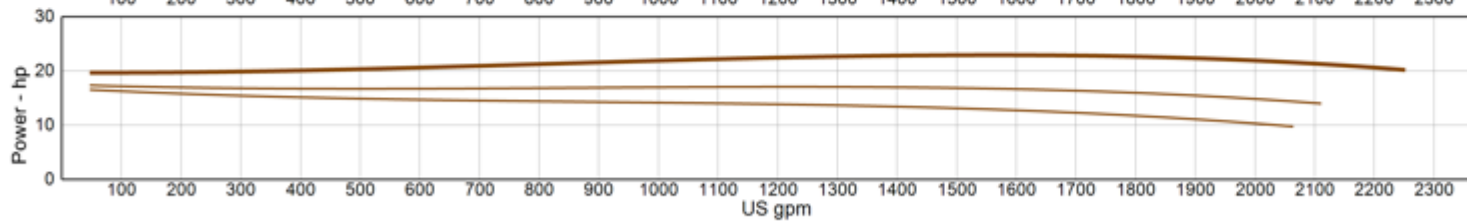
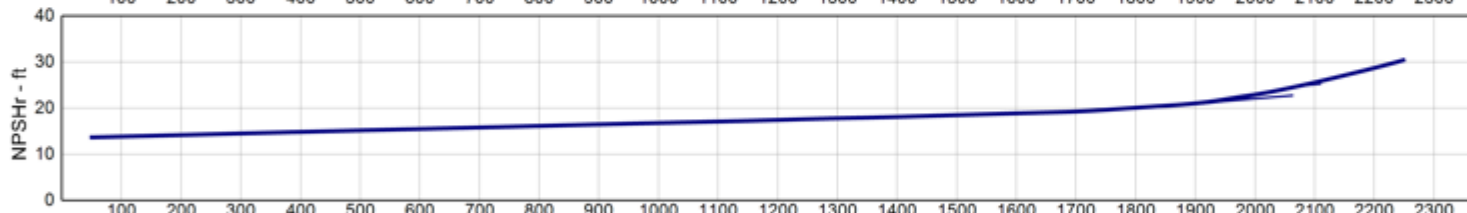
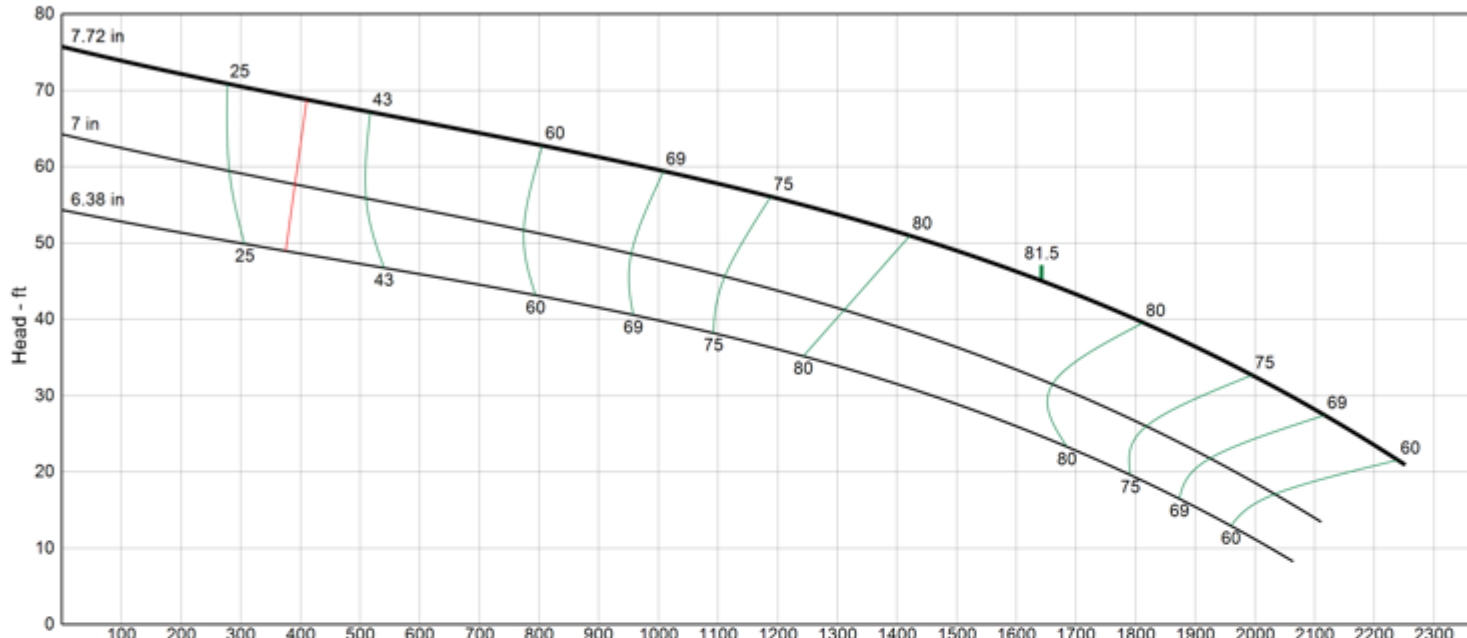
NOMINAL BOWL PERFORMANCE CURVE AND DATA BASED ON PUMPING CLEAR, NON-AERATED WATER AND USING STANDARD MATERIALS OF CONSTRUCTION. RATED POINT ONLY CAN BE GUARANTEED BY THE FACTORY. CURVES REPRESENT SINGLE STAGE AVERAGE PERFORMANCE BASED ON TEST OF MULTI-STAGE BOWL ASSEMBLY. EFFICIENCY CORRECTION APPLIES DIRECTLY TO EFFICIENCY (-) AND HEAD (x) FOR LESSER STAGES. ACTUAL DRIVER OPERATING SPEED SHOULD BE VERIFIED.



MODEL 12FDLC

(Effective December 18, 2019)

Vertical Turbine Pump



Model	12FDLC
RPM	1730
Freq Poles	60 Hz 4-pole
Pump Type	Submersible
EFFICIENCY CORRECTION	
1-STAGE	-3.0
2-STAGE	-1.5
3-STAGE	0.0
4-STAGE	0.0
Impeller Type	Enclosed
Ns	4030
Thrust K-Factor	15.00 lb/ft
Bowl OD	11.60 in
Bowl Lateral	0.75 in
Max PSI	380 psi
Thd Disch Size	8", 10"

TURBINE OPERATIONS
Lubbock, Texas

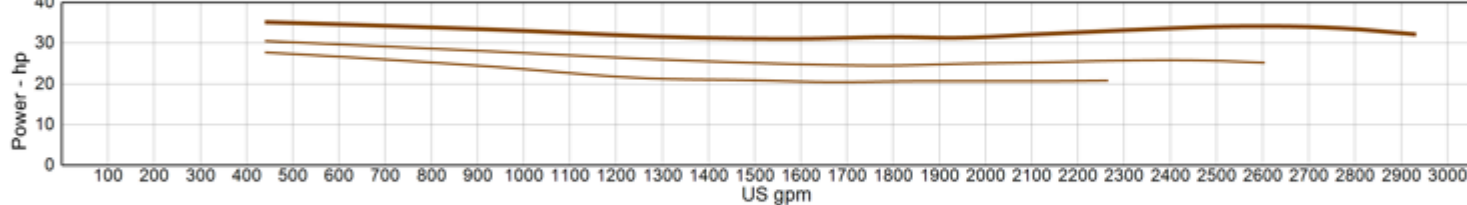
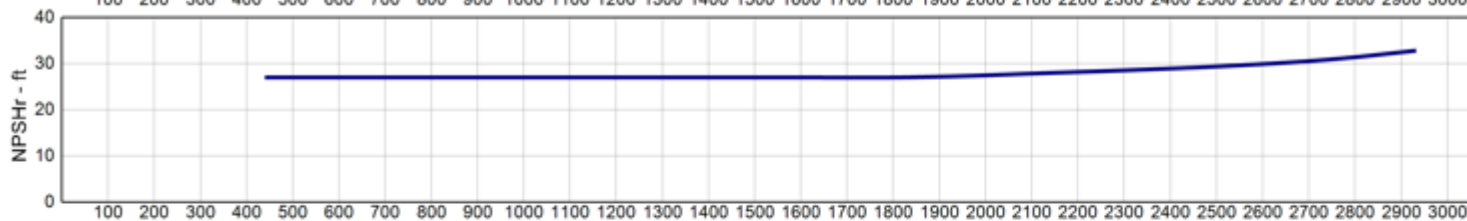
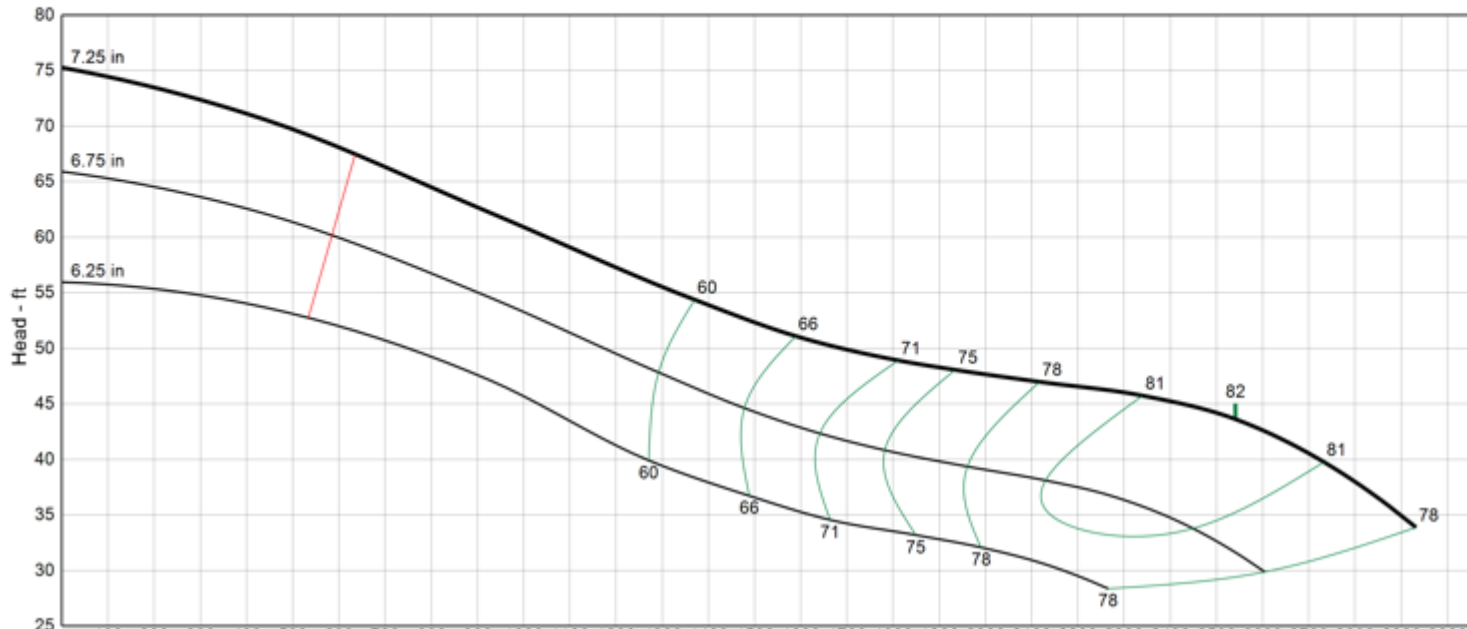
NOMINAL BOWL PERFORMANCE CURVE AND DATA BASED ON PUMPING CLEAR, NON-AERATED WATER AND USING STANDARD MATERIALS OF CONSTRUCTION. RATED POINT ONLY CAN BE GUARANTEED BY THE FACTORY. CURVES REPRESENT SINGLE STAGE AVERAGE PERFORMANCE BASED ON TEST OF MULTI-STAGE BOWL ASSEMBLY. EFFICIENCY CORRECTION APPLIES DIRECTLY TO EFFICIENCY (-) AND HEAD (x) FOR LESSER STAGES. ACTUAL DRIVER OPERATING SPEED SHOULD BE VERIFIED.



MODEL 12FRHC

(Effective July 17, 2019)

Vertical Turbine Pump



Model	12FRHC
RPM	1730
Freq Poles	60 Hz 4-pole
Pump Type	Submersible
EFFICIENCY CORRECTION	
1-STAGE	-1.0
2-STAGE	0.0
3-STAGE	0.0
4-STAGE	0.0
Impeller Type	Enclosed
Ns	5140
Thrust K-Factor	14.50 lb/ft
Bowl OD	11.75 in
Bowl Lateral	0.88 in
Max PSI	350 psi
Thd Disch Size	10"

TURBINE OPERATIONS
Lubbock, Texas

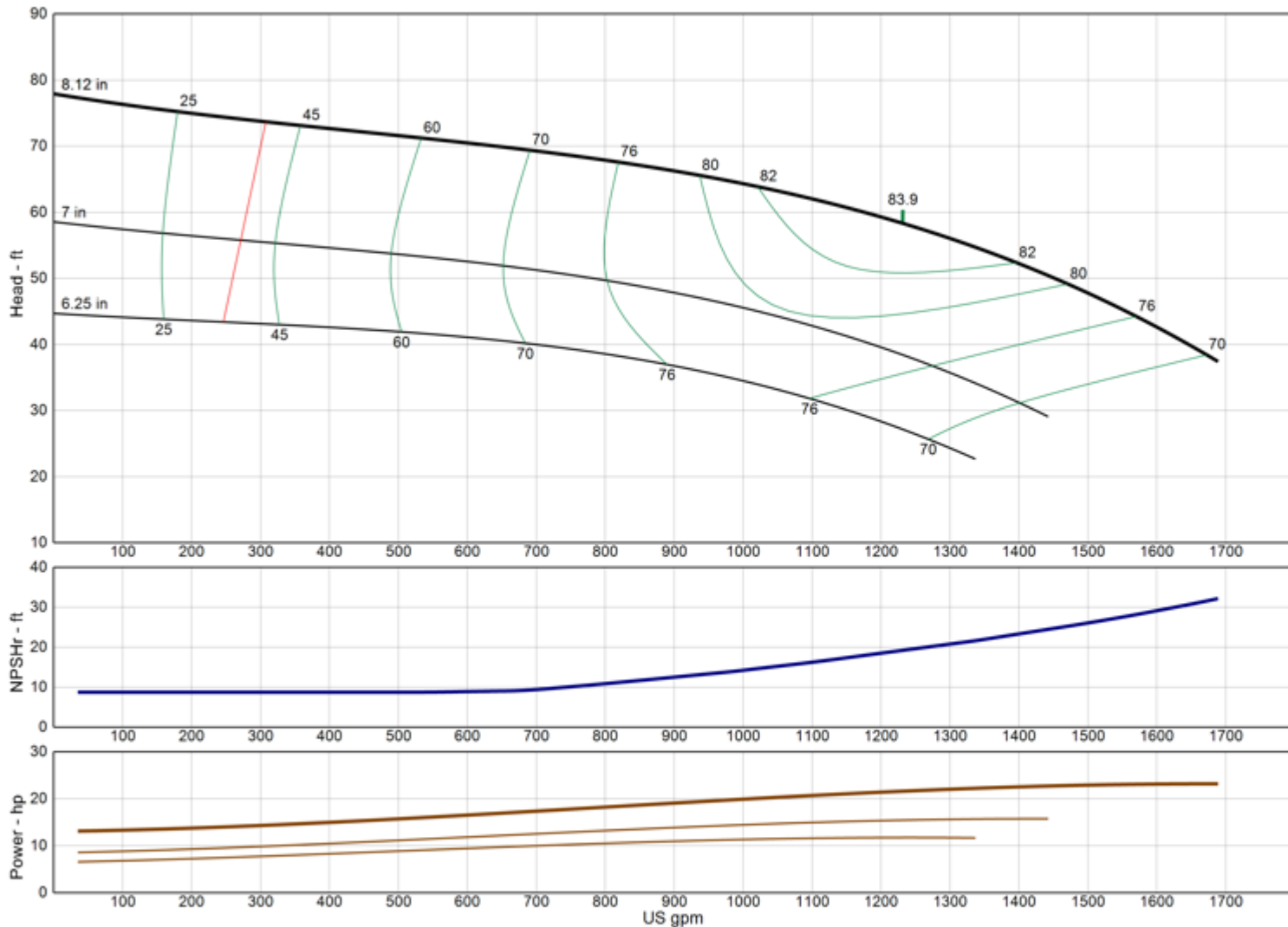
NOMINAL BOWL PERFORMANCE CURVE AND DATA BASED ON PUMPING CLEAR, NON-AERATED WATER AND USING STANDARD MATERIALS OF CONSTRUCTION. RATED POINT ONLY CAN BE GUARANTEED BY THE FACTORY. CURVES REPRESENT SINGLE STAGE AVERAGE PERFORMANCE BASED ON TEST OF MULTI-STAGE BOWL ASSEMBLY. EFFICIENCY CORRECTION APPLIES DIRECTLY TO EFFICIENCY (-) AND HEAD (x) FOR LESSER STAGES. ACTUAL DRIVER OPERATING SPEED SHOULD BE VERIFIED.



MODEL 12RJHC

(Effective December 18, 2019)

Vertical Turbine Pump



Model	12RJHC
RPM	1730
Freq Poles	60 Hz 4-pole
Pump Type	Submersible
EFFICIENCY CORRECTION	
1-STAGE	0.0
2-STAGE	0.0
3-STAGE	0.0
4-STAGE	0.0
Impeller Type	Enclosed
Ns	2875
Thrust K-Factor	9.50 lb/ft
Bowl OD	11.60 in
Bowl Lateral	1.00 in
Max PSI	380 psi
Thd Disch Size	6", 8", 10"

TURBINE OPERATIONS

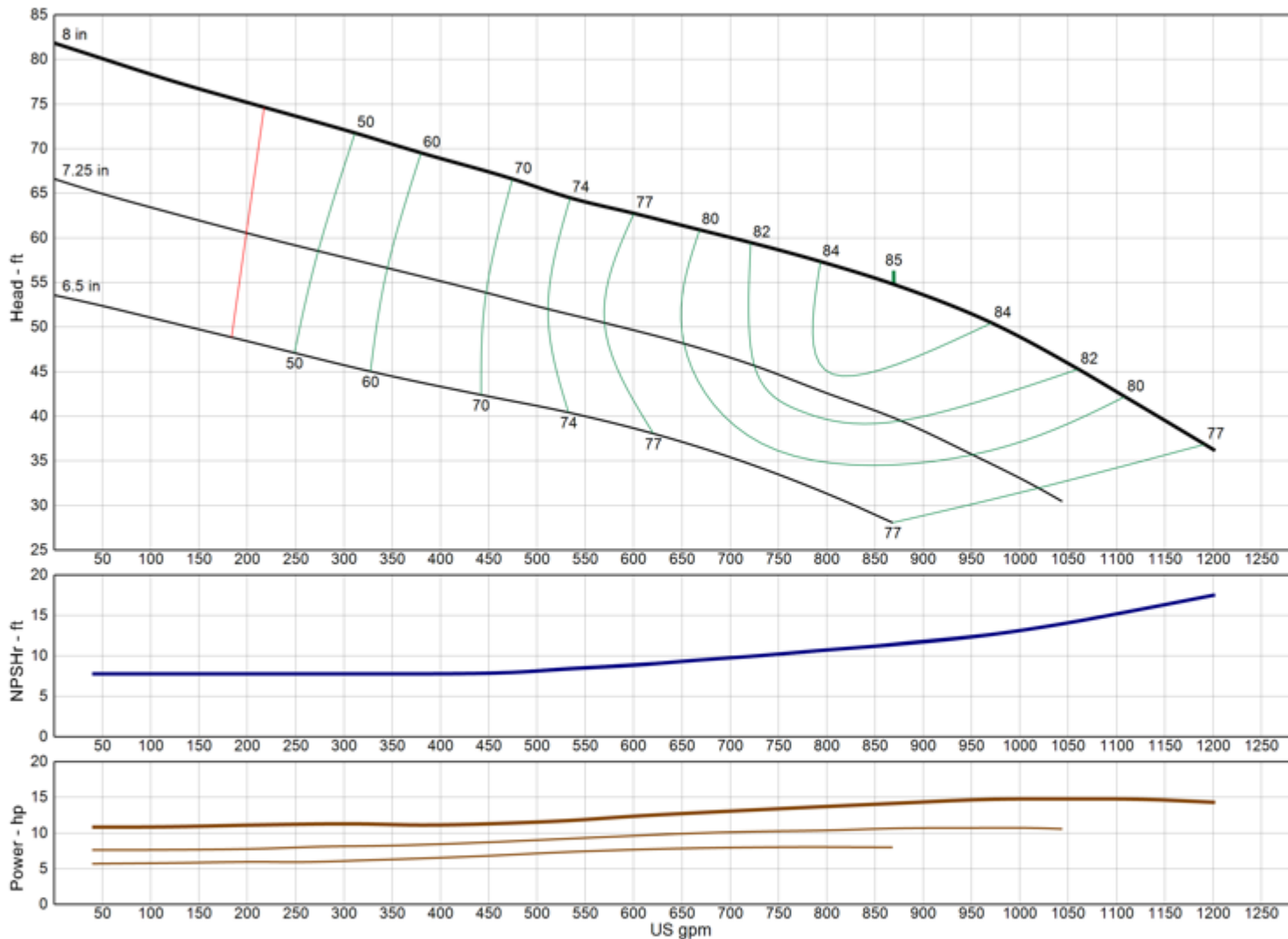
Lubbock, Texas

NOMINAL BOWL PERFORMANCE CURVE AND DATA BASED ON PUMPING CLEAR, NON-AERATED WATER AND USING STANDARD MATERIALS OF CONSTRUCTION. RATED POINT ONLY CAN BE GUARANTEED BY THE FACTORY. CURVES REPRESENT SINGLE STAGE AVERAGE PERFORMANCE BASED ON TEST OF MULTI-STAGE BOWL ASSEMBLY. EFFICIENCY CORRECTION APPLIES DIRECTLY TO EFFICIENCY (-) AND HEAD (x) FOR LESSER STAGES. ACTUAL DRIVER OPERATING SPEED SHOULD BE VERIFIED.

MODEL 12RJLC

(Effective July 17, 2019)

Vertical Turbine Pump



Model 12RJLC

RPM 1730

Freq | Poles 60 Hz | 4-pole

Pump Type Submersible

EFFICIENCY CORRECTION

1-STAGE	0.0
2-STAGE	0.0
3-STAGE	0.0
4-STAGE	0.0

Impeller Type Enclosed

Ns 2535

Thrust K-Factor 9.50 lb/ft

Bowl OD 11.60 in

Bowl Lateral 1.00 in

Max PSI 380 psi

Thd Disch Size 6", 8", 10"

TURBINE OPERATIONS

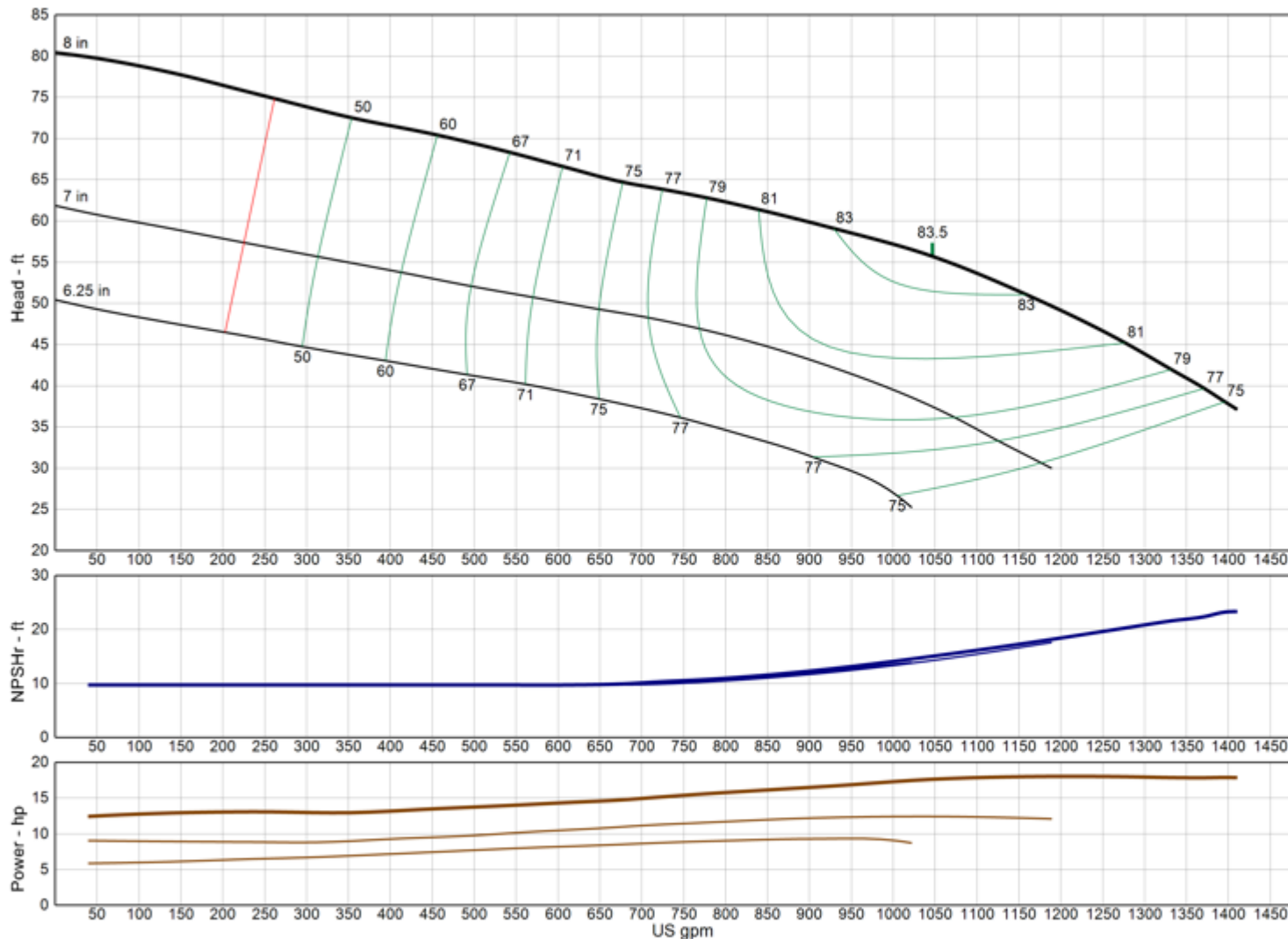
Lubbock, Texas

NOMINAL BOWL PERFORMANCE CURVE AND DATA BASED ON PUMPING CLEAR, NON-AERATED WATER AND USING STANDARD MATERIALS OF CONSTRUCTION. RATED POINT ONLY CAN BE GUARANTEED BY THE FACTORY. CURVES REPRESENT SINGLE STAGE AVERAGE PERFORMANCE BASED ON TEST OF MULTI-STAGE BOWL ASSEMBLY. EFFICIENCY CORRECTION APPLIES DIRECTLY TO EFFICIENCY (-) AND HEAD (x) FOR LESSER STAGES. ACTUAL DRIVER OPERATING SPEED SHOULD BE VERIFIED.

MODEL 12RJMC

(Effective July 17, 2019)

Vertical Turbine Pump



Model	12RJMC
RPM	1730
Freq Poles	60 Hz 4-pole
Pump Type	Submersible
EFFICIENCY CORRECTION	
1-STAGE	0.0
2-STAGE	0.0
3-STAGE	0.0
4-STAGE	0.0
Impeller Type	Enclosed
Ns	2745
Thrust K-Factor	9.50 lb/ft
Bowl OD	11.60 in
Bowl Lateral	1.00 in
Max PSI	380 psi
Thd Disch Size	6", 8", 10"

TURBINE OPERATIONS

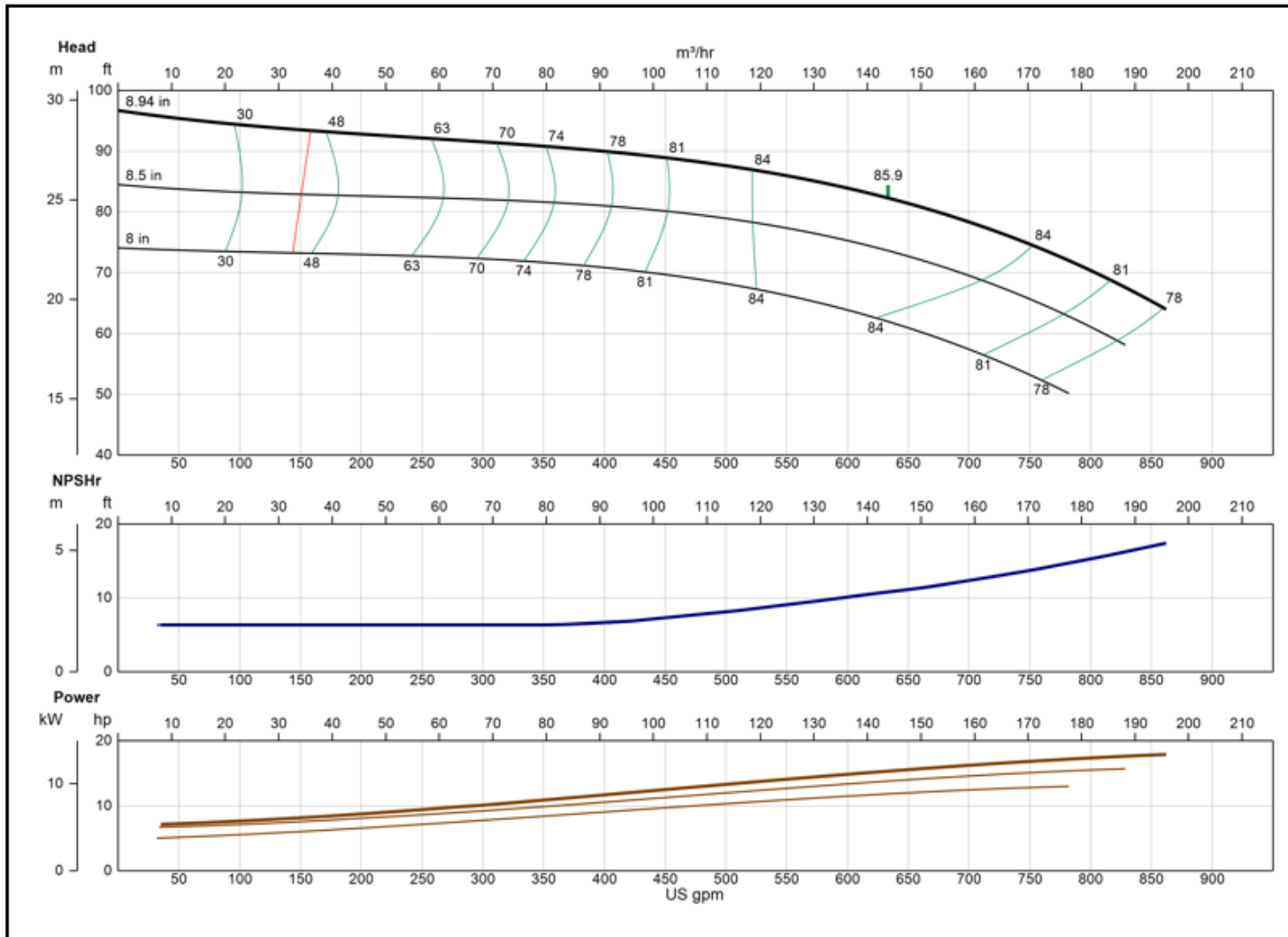
Lubbock, Texas

NOMINAL BOWL PERFORMANCE CURVE AND DATA BASED ON PUMPING CLEAR, NON-AERATED WATER AND USING STANDARD MATERIALS OF CONSTRUCTION. RATED POINT ONLY CAN BE GUARANTEED BY THE FACTORY. CURVES REPRESENT SINGLE STAGE AVERAGE PERFORMANCE BASED ON TEST OF MULTI-STAGE BOWL ASSEMBLY. EFFICIENCY CORRECTION APPLIES DIRECTLY TO EFFICIENCY (-) AND HEAD (x) FOR LESSER STAGES. ACTUAL DRIVER OPERATING SPEED SHOULD BE VERIFIED.

MODEL 12WAHC

(Effective April 18, 2023)

Vertical Turbine Pump



Model	12WAHC
RPM	1730
Freq Poles	60 Hz 4-pole
Pump Type	Submersible
EFFICIENCY CORRECTION	
1-STAGE	-3.0
2-STAGE	-2.0
3-STAGE	-1.0
4-STAGE	-0.5
Impeller Type	Enclosed
Ns	1670
Thrust K-Factor	7.00 lb/ft
Bowl OD	11.60 in
Bowl Lateral	0.75 in
Max PSI	380 psi
Thd Disch Size	6", 8", 10"

XYLEM AWS
Lubbock, TX

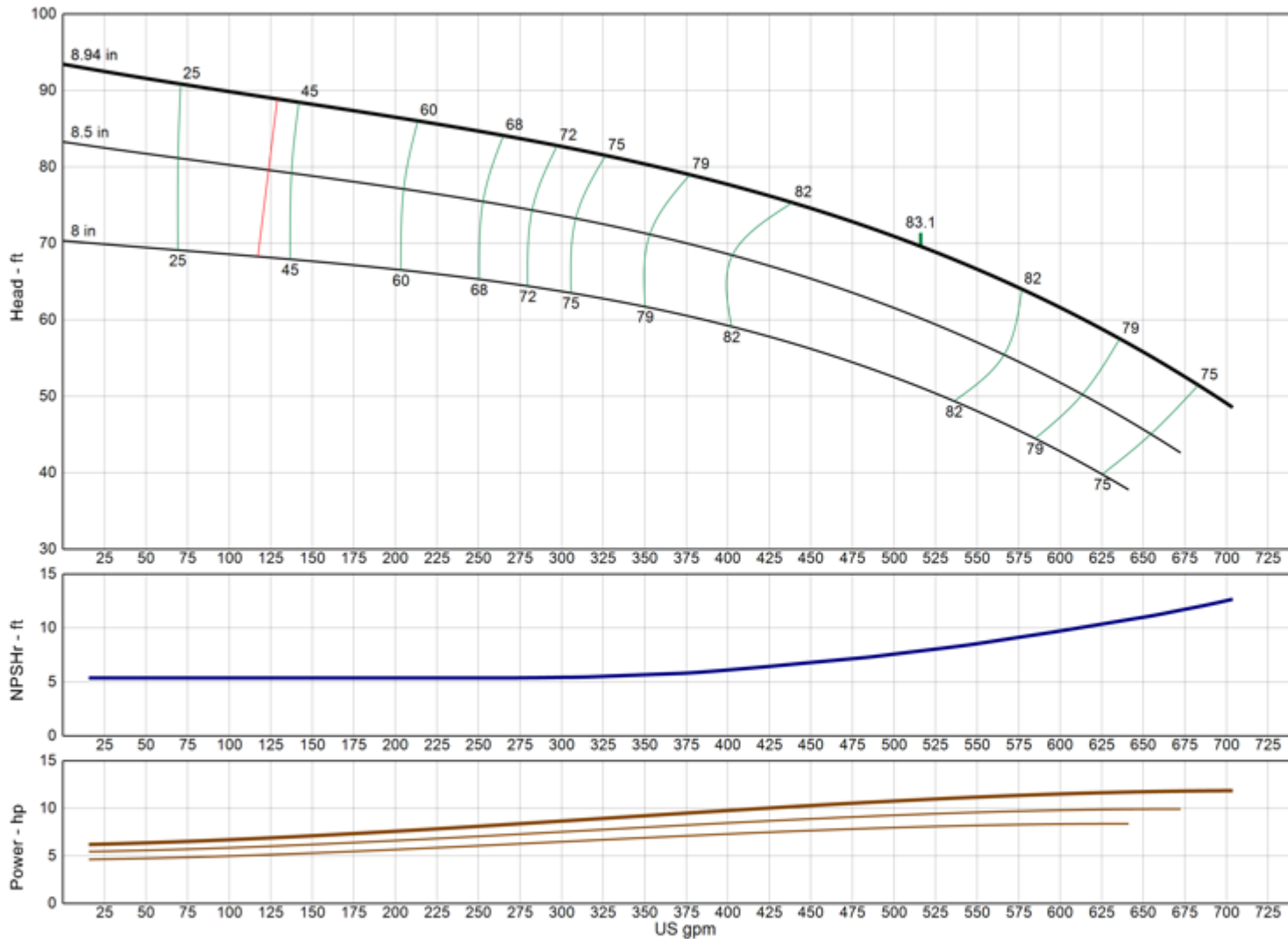
NOMINAL BOWL PERFORMANCE CURVE AND DATA BASED ON PUMPING CLEAR, NON-AERATED WATER AND USING STANDARD MATERIALS OF CONSTRUCTION. RATED POINT ONLY CAN BE GUARANTEED BY THE FACTORY. CURVES REPRESENT SINGLE STAGE AVERAGE PERFORMANCE BASED ON TEST OF MULTI-STAGE BOWL ASSEMBLY. EFFICIENCY CORRECTION APPLIES DIRECTLY TO EFFICIENCY (-) AND HEAD (x) FOR LESSER STAGES. ACTUAL DRIVER OPERATING SPEED SHOULD BE VERIFIED.



MODEL 12WALC

(Effective December 18, 2019)

Vertical Turbine Pump



Model	12WALC
RPM	1730
Freq Poles	60 Hz 4-pole
Pump Type	Submersible
EFFICIENCY CORRECTION	
1-STAGE	-3.0
2-STAGE	-2.0
3-STAGE	-1.0
4-STAGE	-0.5
Impeller Type	Enclosed
Ns	1630
Thrust K-Factor	7.00 lb/ft
Bowl OD	11.60 in
Bowl Lateral	0.75 in
Max PSI	380 psi
Thd Disch Size	6", 8", 10"

TURBINE OPERATIONS
Lubbock, Texas

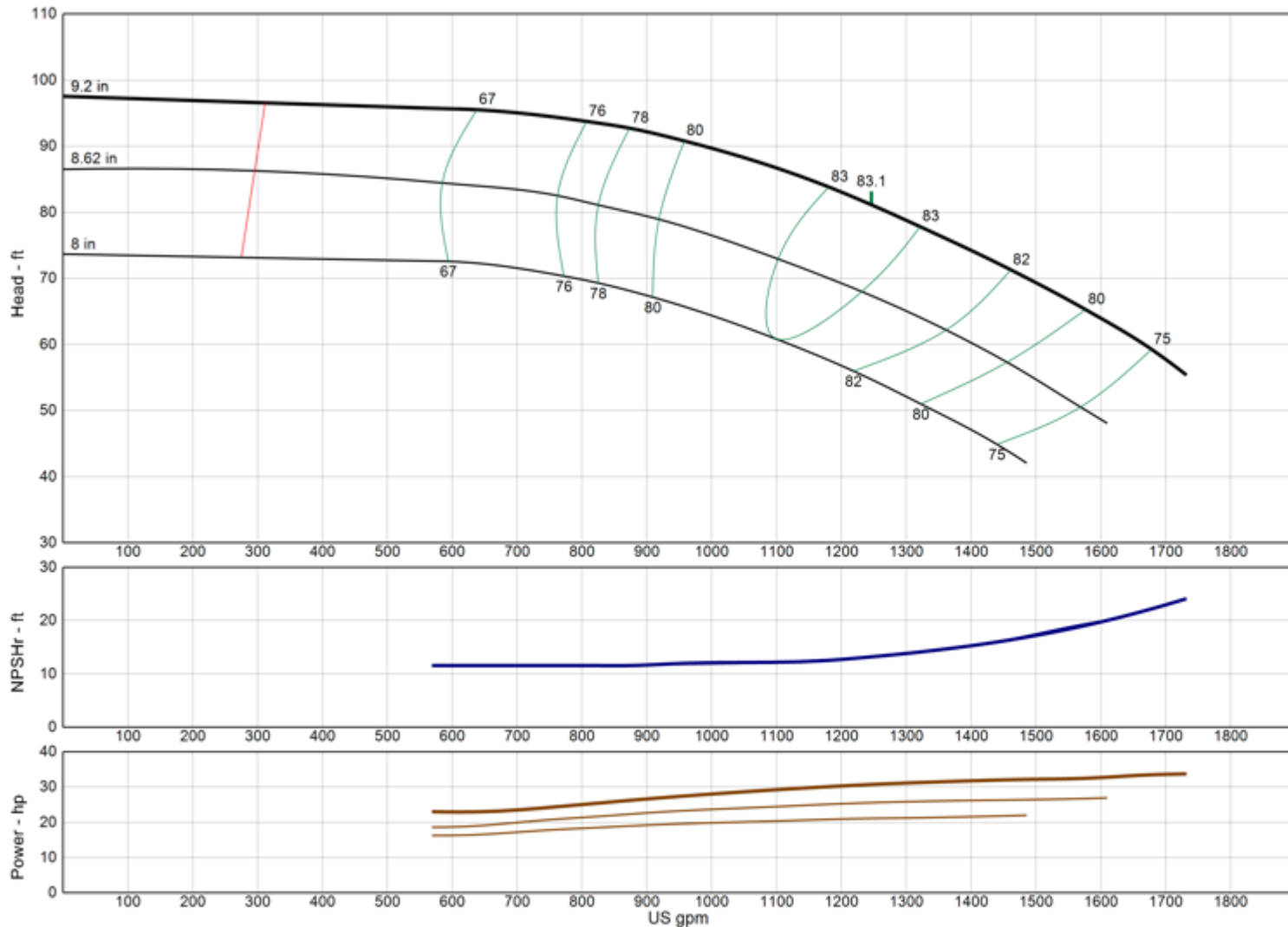
NOMINAL BOWL PERFORMANCE CURVE AND DATA BASED ON PUMPING CLEAR, NON-AERATED WATER AND USING STANDARD MATERIALS OF CONSTRUCTION. RATED POINT ONLY CAN BE GUARANTEED BY THE FACTORY. CURVES REPRESENT SINGLE STAGE AVERAGE PERFORMANCE BASED ON TEST OF MULTI-STAGE BOWL ASSEMBLY. EFFICIENCY CORRECTION APPLIES DIRECTLY TO EFFICIENCY (-) AND HEAD (x) FOR LESSER STAGES. ACTUAL DRIVER OPERATING SPEED SHOULD BE VERIFIED.



MODEL 13CHC

(Effective July 17, 2019)

Vertical Turbine Pump



Model	13CHC
RPM	1730
Freq Poles	60 Hz 4-pole
Pump Type	Submersible
EFFICIENCY CORRECTION	
1-STAGE	-2.0
2-STAGE	-1.0
3-STAGE	-0.5
4-STAGE	0.0
Impeller Type	Enclosed
Ns	2260
Thrust K-Factor	9.50 lb/ft
Bowl OD	12.38 in
Bowl Lateral	0.88 in
Max PSI	390 psi
Thd Disch Size	8", 10"

TURBINE OPERATIONS

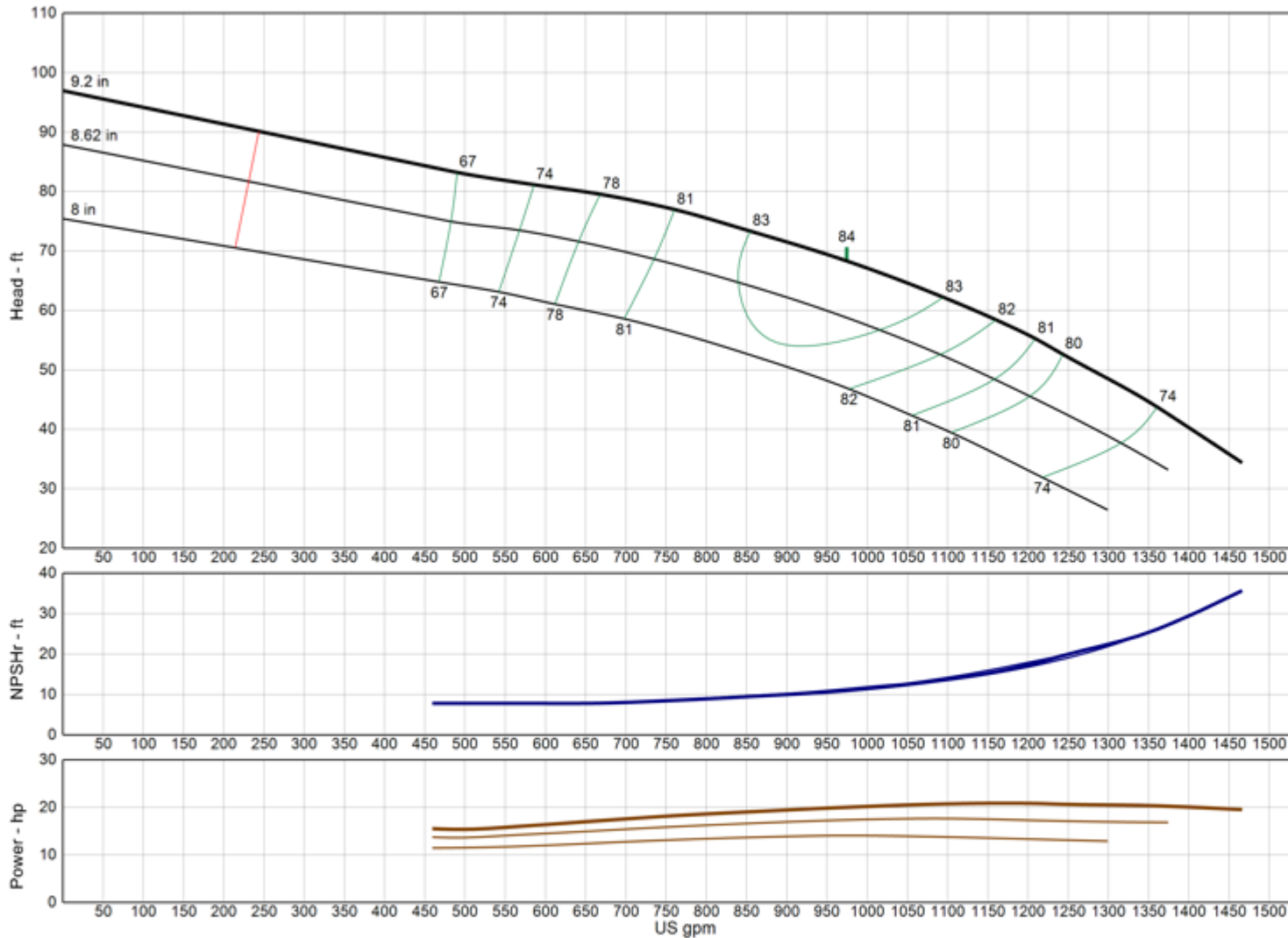
Lubbock, Texas

NOMINAL BOWL PERFORMANCE CURVE AND DATA BASED ON PUMPING CLEAR, NON-AERATED WATER AND USING STANDARD MATERIALS OF CONSTRUCTION. RATED POINT ONLY CAN BE GUARANTEED BY THE FACTORY. CURVES REPRESENT SINGLE STAGE AVERAGE PERFORMANCE BASED ON TEST OF MULTI-STAGE BOWL ASSEMBLY. EFFICIENCY CORRECTION APPLIES DIRECTLY TO EFFICIENCY (-) AND HEAD (x) FOR LESSER STAGES. ACTUAL DRIVER OPERATING SPEED SHOULD BE VERIFIED.

MODEL 13CLC

(Effective July 17, 2019)

Vertical Turbine Pump



Model	13CLC
RPM	1730
Freq Poles	60 Hz 4-pole
Pump Type	Submersible
EFFICIENCY CORRECTION	
1-STAGE	-2.0
2-STAGE	-1.0
3-STAGE	-0.5
4-STAGE	0.0
Impeller Type	Enclosed
Ns	2270
Thrust K-Factor	9.50 lb/ft
Bowl OD	12.38 in
Bowl Lateral	0.88 in
Max PSI	390 psi
Thd Disch Size	8", 10"

TURBINE OPERATIONS
Lubbock, Texas

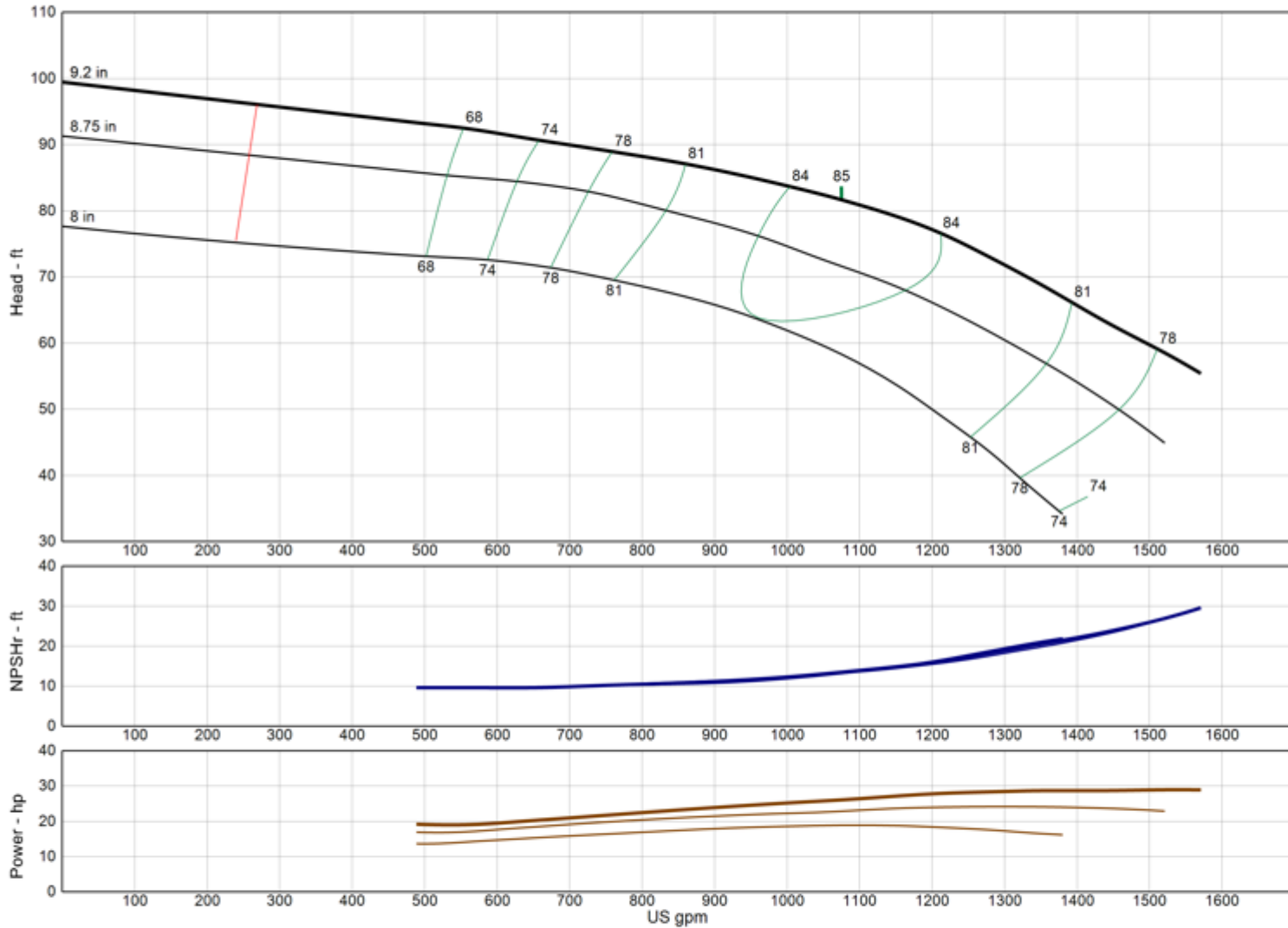
NOMINAL BOWL PERFORMANCE CURVE AND DATA BASED ON PUMPING CLEAR, NON-AERATED WATER AND USING STANDARD MATERIALS OF CONSTRUCTION. RATED POINT ONLY CAN BE GUARANTEED BY THE FACTORY. CURVES REPRESENT SINGLE STAGE AVERAGE PERFORMANCE BASED ON TEST OF MULTI-STAGE BOWL ASSEMBLY. EFFICIENCY CORRECTION APPLIES DIRECTLY TO EFFICIENCY (-) AND HEAD (x) FOR LESSER STAGES. ACTUAL DRIVER OPERATING SPEED SHOULD BE VERIFIED.



MODEL 13CMC

(Effective July 17, 2019)

Vertical Turbine Pump



Model 13CMC

RPM 1730

Freq | Poles 60 Hz | 4-pole

Pump Type Submersible

EFFICIENCY CORRECTION

1-STAGE	-2.0
2-STAGE	-1.0
3-STAGE	-0.5
4-STAGE	0.0

Impeller Type Enclosed

Ns 2090

Thrust K-Factor 9.50 lb/ft

Bowl OD 12.38 in

Bowl Lateral 0.88 in

Max PSI 390 psi

Thd Disch Size 8", 10"

TURBINE OPERATIONS

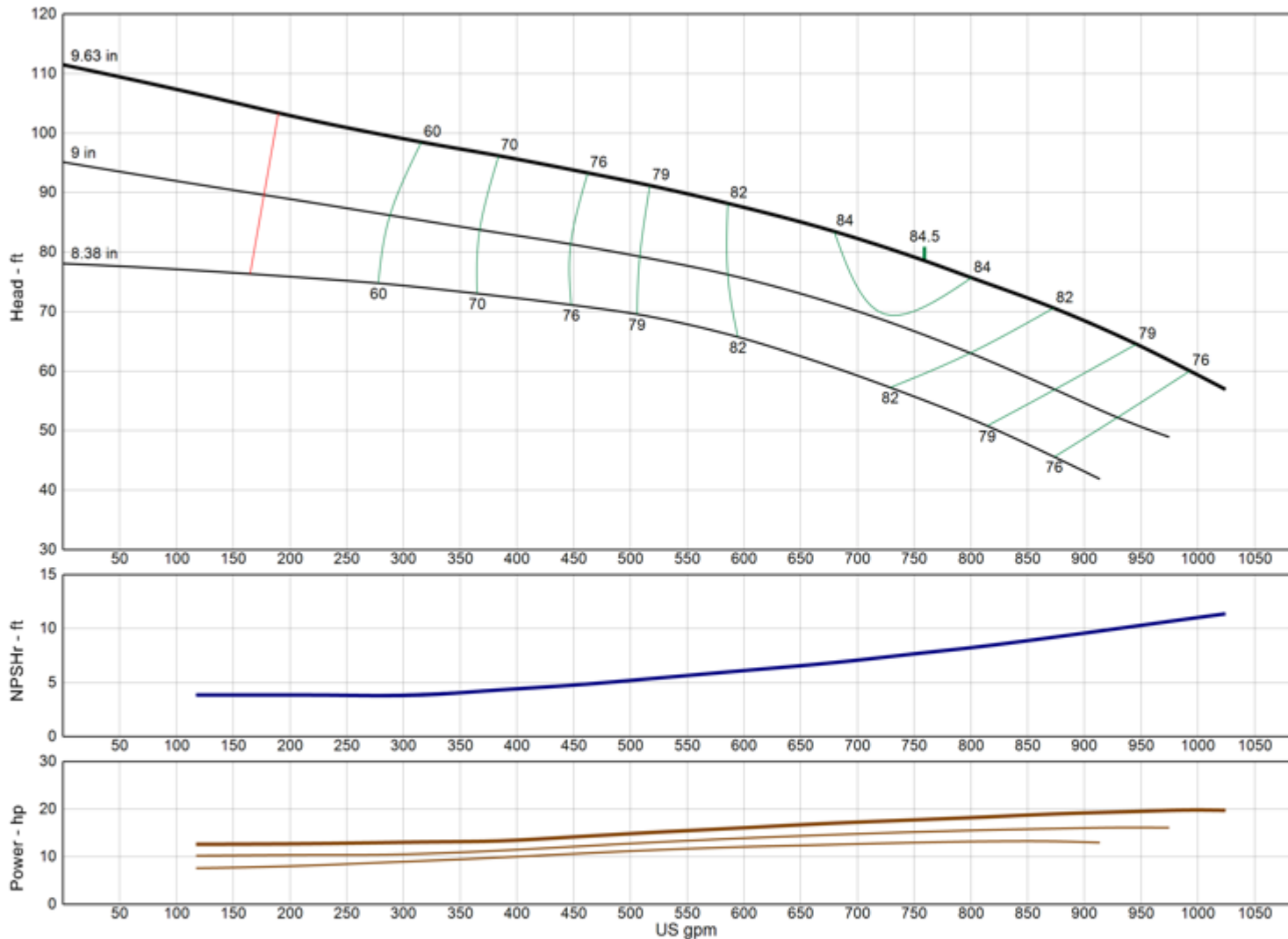
Lubbock, Texas

NOMINAL BOWL PERFORMANCE CURVE AND DATA BASED ON PUMPING CLEAR, NON-AERATED WATER AND USING STANDARD MATERIALS OF CONSTRUCTION. RATED POINT ONLY CAN BE GUARANTEED BY THE FACTORY. CURVES REPRESENT SINGLE STAGE AVERAGE PERFORMANCE BASED ON TEST OF MULTI-STAGE BOWL ASSEMBLY. EFFICIENCY CORRECTION APPLIES DIRECTLY TO EFFICIENCY (-) AND HEAD (x) FOR LESSER STAGES. ACTUAL DRIVER OPERATING SPEED SHOULD BE VERIFIED.

MODEL 13RAHC

(Effective July 17, 2019)

Vertical Turbine Pump



Model	13RAHC
RPM	1730
Freq Poles	60 Hz 4-pole
Pump Type	Submersible
EFFICIENCY CORRECTION	
1-STAGE	-5.0
2-STAGE	-2.0
3-STAGE	-1.0
4-STAGE	0.0
Impeller Type	Enclosed
Ns	1805
Thrust K-Factor	7.90 lb/ft
Bowl OD	13.38 in
Bowl Lateral	0.50 in
Max PSI	310 psi
Thd Disch Size	8", 10"

TURBINE OPERATIONS

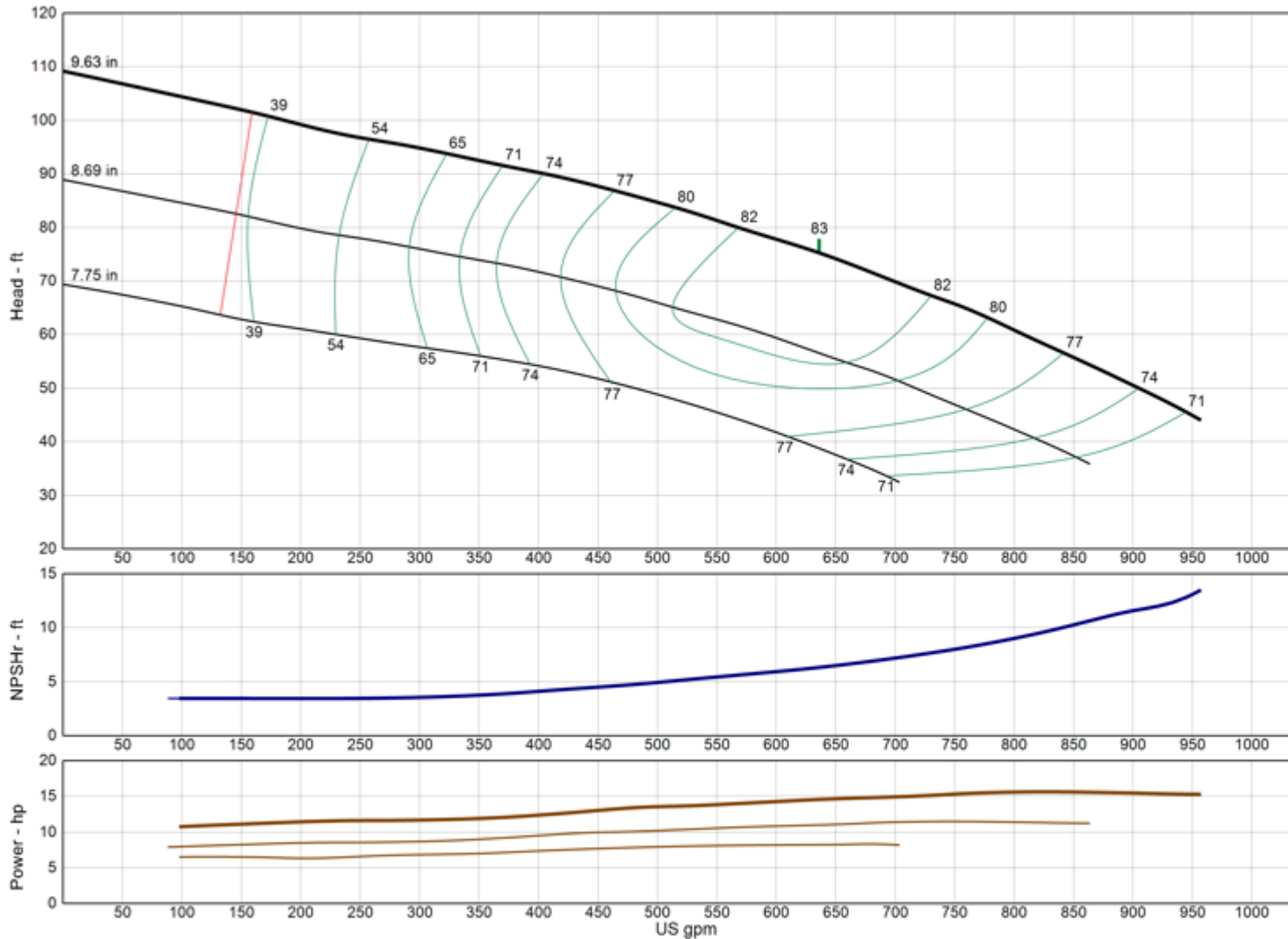
Lubbock, Texas

NOMINAL BOWL PERFORMANCE CURVE AND DATA BASED ON PUMPING CLEAR, NON-AERATED WATER AND USING STANDARD MATERIALS OF CONSTRUCTION. RATED POINT ONLY CAN BE GUARANTEED BY THE FACTORY. CURVES REPRESENT SINGLE STAGE AVERAGE PERFORMANCE BASED ON TEST OF MULTI-STAGE BOWL ASSEMBLY. EFFICIENCY CORRECTION APPLIES DIRECTLY TO EFFICIENCY (-) AND HEAD (x) FOR LESSER STAGES. ACTUAL DRIVER OPERATING SPEED SHOULD BE VERIFIED.

MODEL 13RALC

(Effective July 17, 2019)

Vertical Turbine Pump



Model	13RALC
RPM	1730
Freq Poles	60 Hz 4-pole
Pump Type	Submersible
EFFICIENCY CORRECTION	
1-STAGE	-5.0
2-STAGE	-2.0
3-STAGE	-1.0
4-STAGE	0.0
Impeller Type	Enclosed
Ns	1705
Thrust K-Factor	7.90 lb/ft
Bowl OD	13.38 in
Bowl Lateral	0.50 in
Max PSI	310 psi
Thd Disch Size	8", 10", 12"

TURBINE OPERATIONS

Lubbock, Texas

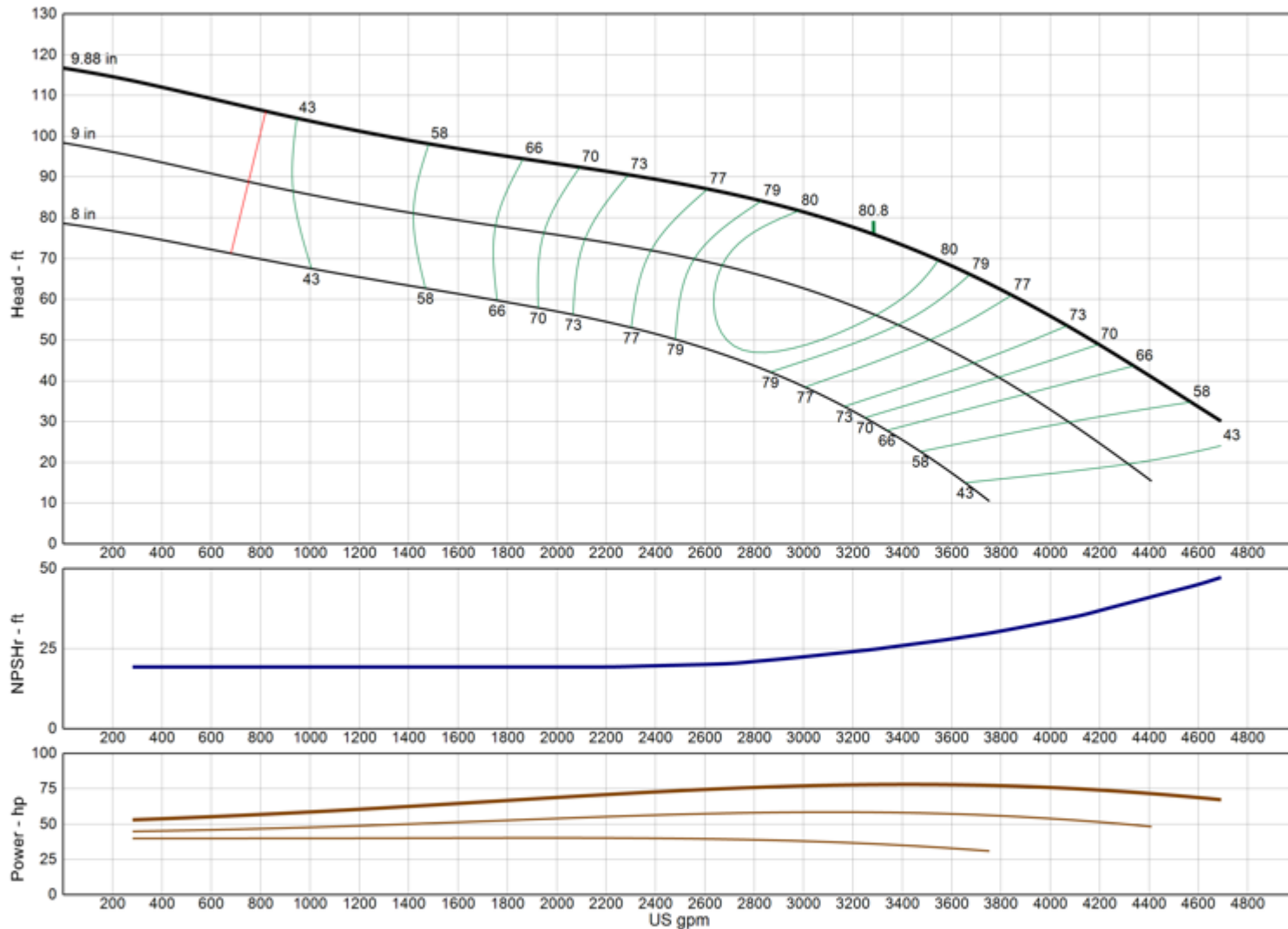
NOMINAL BOWL PERFORMANCE CURVE AND DATA BASED ON PUMPING CLEAR, NON-AERATED WATER AND USING STANDARD MATERIALS OF CONSTRUCTION. RATED POINT ONLY CAN BE GUARANTEED BY THE FACTORY. CURVES REPRESENT SINGLE STAGE AVERAGE PERFORMANCE BASED ON TEST OF MULTI-STAGE BOWL ASSEMBLY. EFFICIENCY CORRECTION APPLIES DIRECTLY TO EFFICIENCY (-) AND HEAD (x) FOR LESSER STAGES. ACTUAL DRIVER OPERATING SPEED SHOULD BE VERIFIED.



MODEL 14FHC

(Effective July 17, 2019)

Vertical Turbine Pump



Model	14FHC
RPM	1730
Freq Poles	60 Hz 4-pole
Pump Type	Submersible
EFFICIENCY CORRECTION	
1-STAGE	-2.0
2-STAGE	-1.0
3-STAGE	0.0
4-STAGE	0.0
Impeller Type	Enclosed
Ns	3855
Thrust K-Factor	17.00 lb/ft
Bowl OD	14.00 in
Bowl Lateral	1.00 in
Max PSI	340 psi
Thd Disch Size	10", 12"

TURBINE OPERATIONS

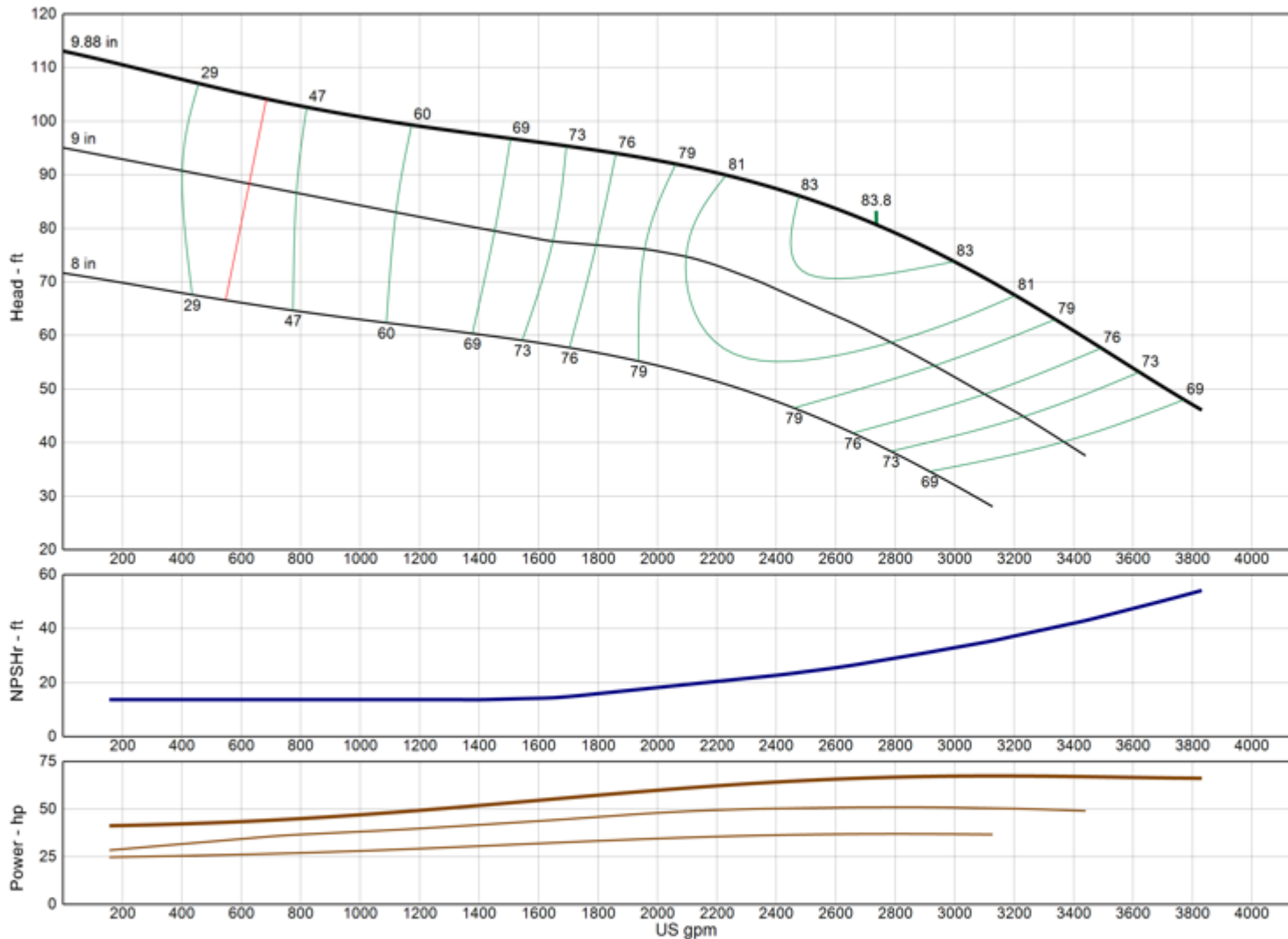
Lubbock, Texas

NOMINAL BOWL PERFORMANCE CURVE AND DATA BASED ON PUMPING CLEAR, NON-AERATED WATER AND USING STANDARD MATERIALS OF CONSTRUCTION. RATED POINT ONLY CAN BE GUARANTEED BY THE FACTORY. CURVES REPRESENT SINGLE STAGE AVERAGE PERFORMANCE BASED ON TEST OF MULTI-STAGE BOWL ASSEMBLY. EFFICIENCY CORRECTION APPLIES DIRECTLY TO EFFICIENCY (-) AND HEAD (x) FOR LESSER STAGES. ACTUAL DRIVER OPERATING SPEED SHOULD BE VERIFIED.

MODEL 14RHHC

(Effective July 17, 2019)

Vertical Turbine Pump



Model	14RHHC
RPM	1730
Freq Poles	60 Hz 4-pole
Pump Type	Submersible
EFFICIENCY CORRECTION	
1-STAGE	-2.0
2-STAGE	-1.0
3-STAGE	-0.5
4-STAGE	0.0
Impeller Type	Enclosed
Ns	3360
Thrust K-Factor	16.00 lb/ft
Bowl OD	14.00 in
Bowl Lateral	1.00 in
Max PSI	370 psi
Thd Disch Size	10", 12"

TURBINE OPERATIONS

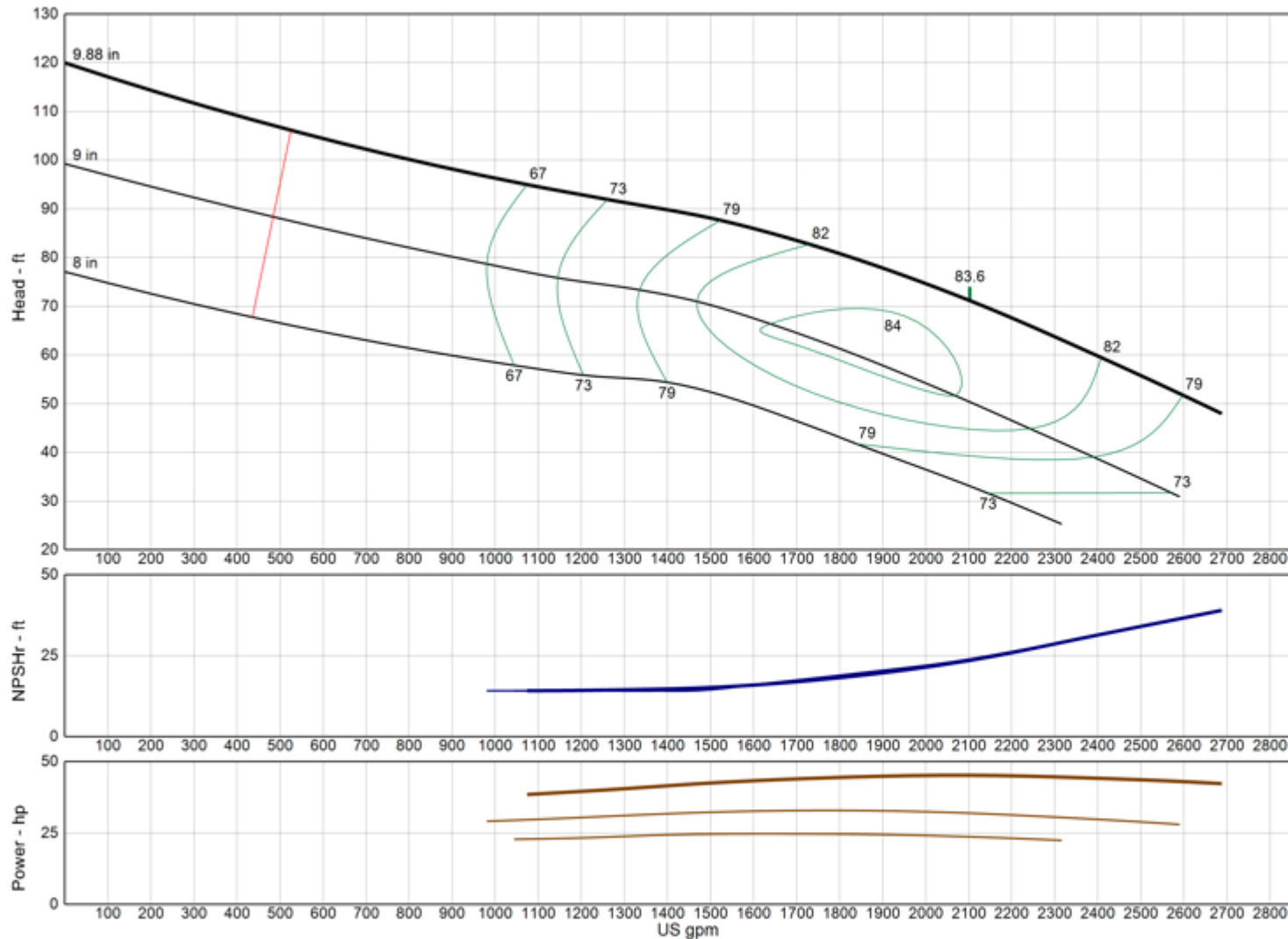
Lubbock, Texas

NOMINAL BOWL PERFORMANCE CURVE AND DATA BASED ON PUMPING CLEAR, NON-AERATED WATER AND USING STANDARD MATERIALS OF CONSTRUCTION. RATED POINT ONLY CAN BE GUARANTEED BY THE FACTORY. CURVES REPRESENT SINGLE STAGE AVERAGE PERFORMANCE BASED ON TEST OF MULTI-STAGE BOWL ASSEMBLY. EFFICIENCY CORRECTION APPLIES DIRECTLY TO EFFICIENCY (-) AND HEAD (x) FOR LESSER STAGES. ACTUAL DRIVER OPERATING SPEED SHOULD BE VERIFIED.

MODEL 14RHLC

(Effective July 17, 2019)

Vertical Turbine Pump



Model	14RHLC
RPM	1730
Freq Poles	60 Hz 4-pole
Pump Type	Submersible
EFFICIENCY CORRECTION	
1-STAGE	-2.0
2-STAGE	-1.0
3-STAGE	-0.5
4-STAGE	0.0
Impeller Type	Enclosed
Ns	3235
Thrust K-Factor	16.00 lb/ft
Bowl OD	14.00 in
Bowl Lateral	1.00 in
Max PSI	370 psi
Thd Disch Size	10", 12"

TURBINE OPERATIONS

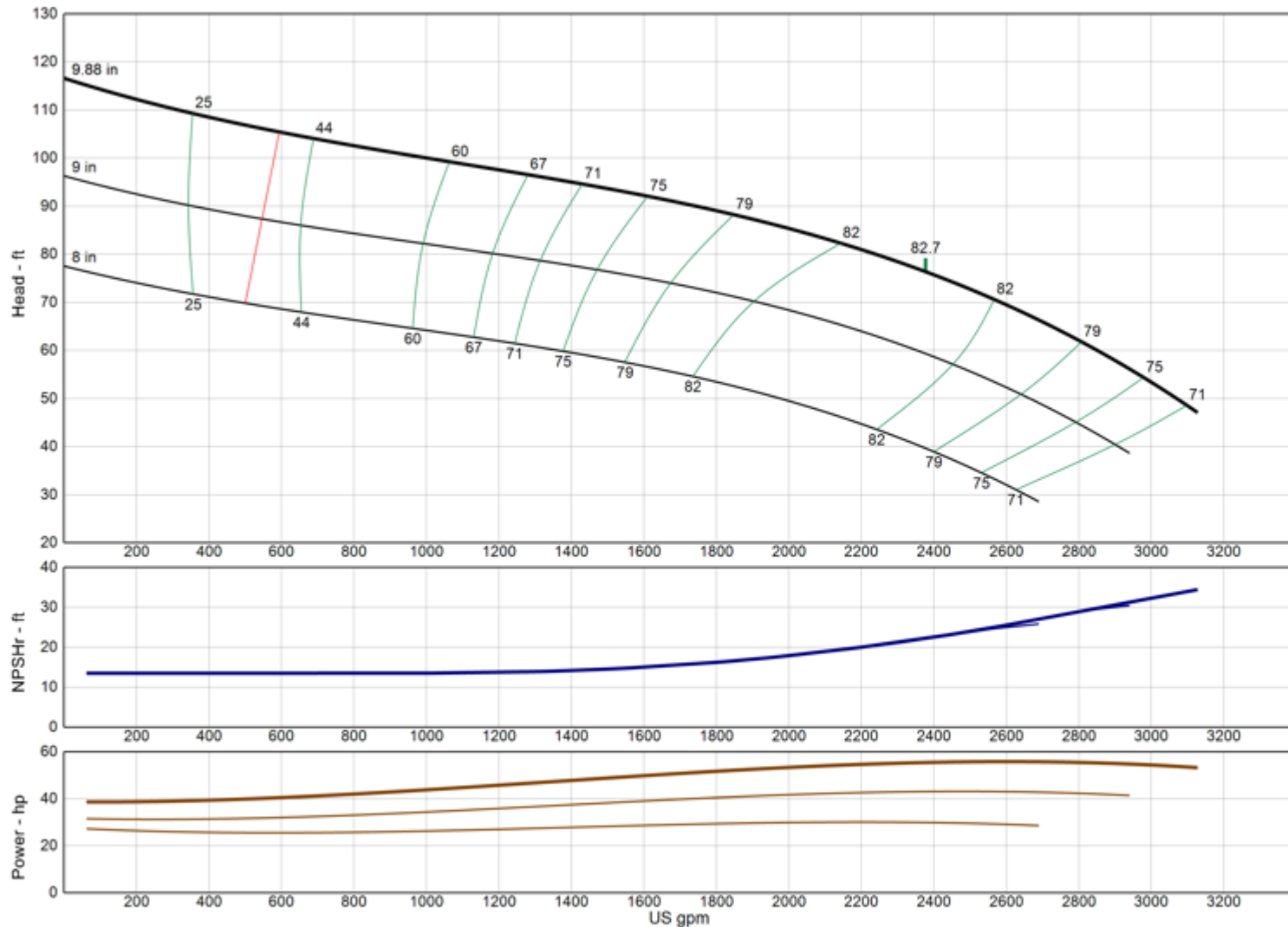
Lubbock, Texas

NOMINAL BOWL PERFORMANCE CURVE AND DATA BASED ON PUMPING CLEAR, NON-AERATED WATER AND USING STANDARD MATERIALS OF CONSTRUCTION. RATED POINT ONLY CAN BE GUARANTEED BY THE FACTORY. CURVES REPRESENT SINGLE STAGE AVERAGE PERFORMANCE BASED ON TEST OF MULTI-STAGE BOWL ASSEMBLY. EFFICIENCY CORRECTION APPLIES DIRECTLY TO EFFICIENCY (-) AND HEAD (x) FOR LESSER STAGES. ACTUAL DRIVER OPERATING SPEED SHOULD BE VERIFIED.

MODEL 14RHMC

(Effective December 18, 2019)

Vertical Turbine Pump



Model	14RHMC
RPM	1730
Freq Poles	60 Hz 4-pole
Pump Type	Submersible
EFFICIENCY CORRECTION	
1-STAGE	-2.0
2-STAGE	-1.0
3-STAGE	-0.5
4-STAGE	0.0
Impeller Type	Enclosed
Ns	3265
Thrust K-Factor	16.00 lb/ft
Bowl OD	14.00 in
Bowl Lateral	0.75 in
Max PSI	370 psi
Thd Disch Size	10", 12"

TURBINE OPERATIONS

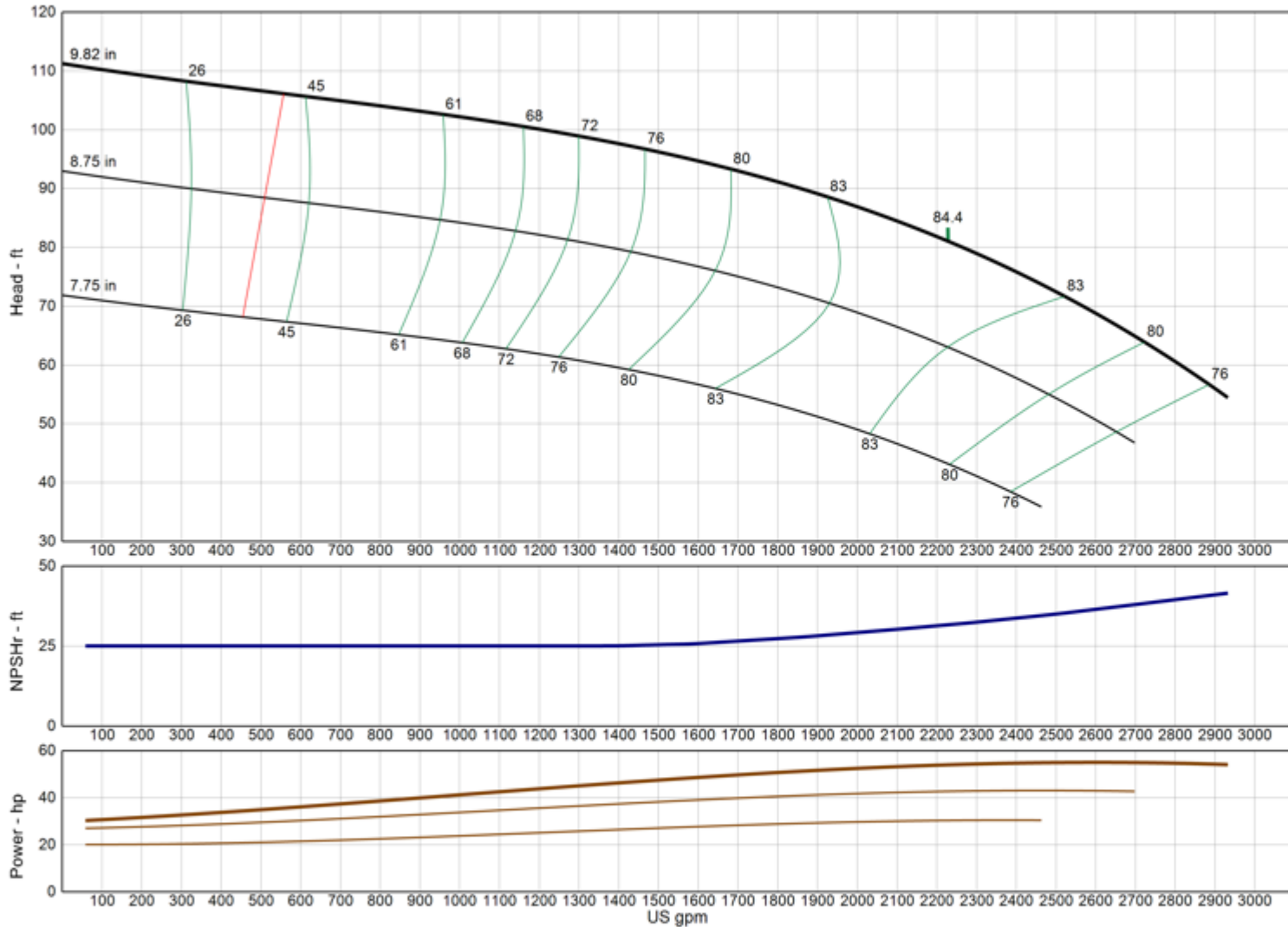
Lubbock, Texas

NOMINAL BOWL PERFORMANCE CURVE AND DATA BASED ON PUMPING CLEAR, NON-AERATED WATER AND USING STANDARD MATERIALS OF CONSTRUCTION. RATED POINT ONLY CAN BE GUARANTEED BY THE FACTORY. CURVES REPRESENT SINGLE STAGE AVERAGE PERFORMANCE BASED ON TEST OF MULTI-STAGE BOWL ASSEMBLY. EFFICIENCY CORRECTION APPLIES DIRECTLY TO EFFICIENCY (-) AND HEAD (x) FOR LESSER STAGES. ACTUAL DRIVER OPERATING SPEED SHOULD BE VERIFIED.

MODEL 14RJHC

(Effective December 18, 2019)

Vertical Turbine Pump



Model	14RJHC
RPM	1730
Freq Poles	60 Hz 4-pole
Pump Type	Submersible
EFFICIENCY CORRECTION	
1-STAGE	-1.0
2-STAGE	-0.5
3-STAGE	0.0
4-STAGE	0.0
Impeller Type	Enclosed
Ns	3025
Thrust K-Factor	16.20 lb/ft
Bowl OD	13.63 in
Bowl Lateral	1.25 in
Max PSI	360 psi
Thd Disch Size	8", 10", 12"

TURBINE OPERATIONS

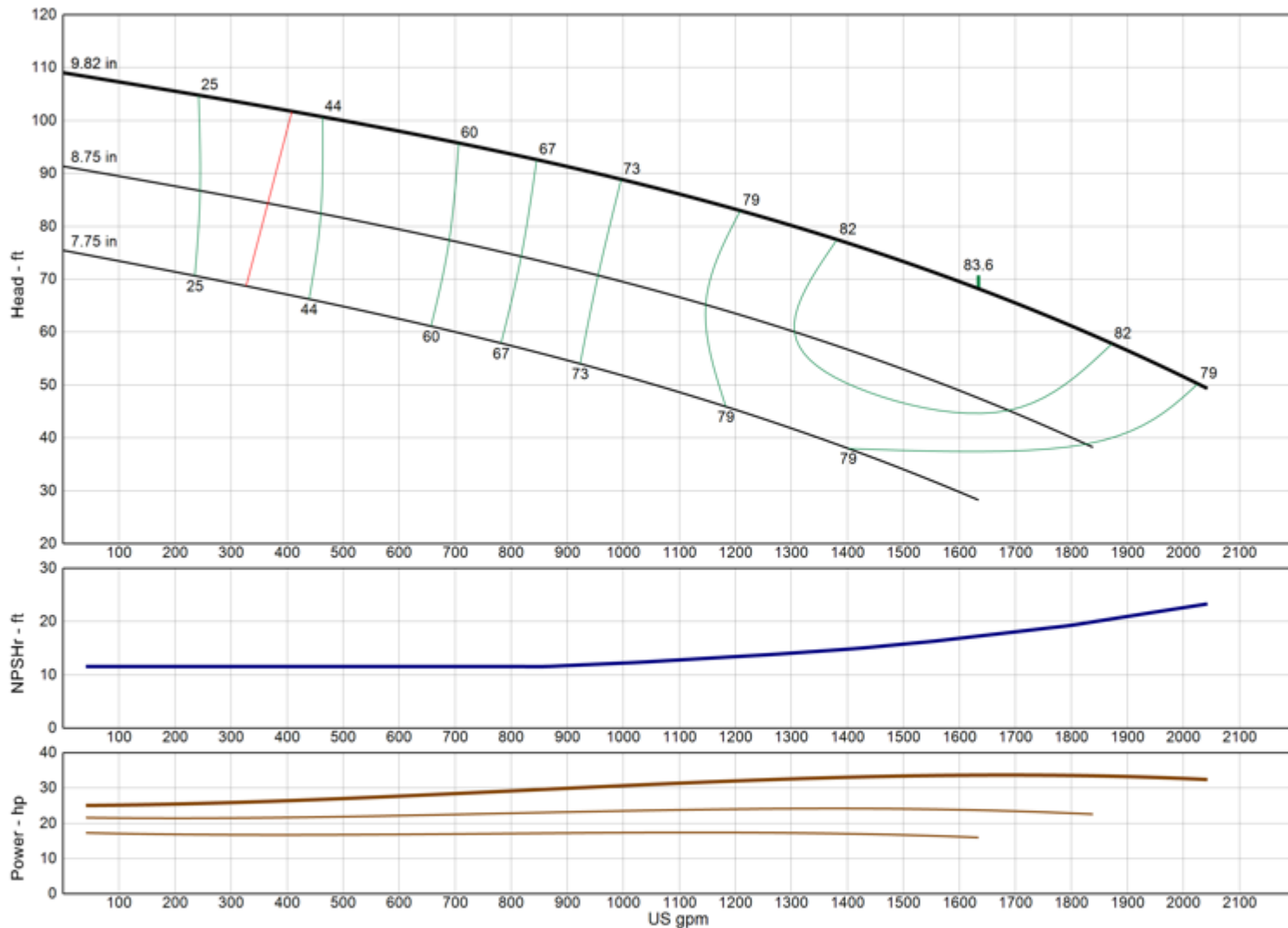
Lubbock, Texas

NOMINAL BOWL PERFORMANCE CURVE AND DATA BASED ON PUMPING CLEAR, NON-AERATED WATER AND USING STANDARD MATERIALS OF CONSTRUCTION. RATED POINT ONLY CAN BE GUARANTEED BY THE FACTORY. CURVES REPRESENT SINGLE STAGE AVERAGE PERFORMANCE BASED ON TEST OF MULTI-STAGE BOWL ASSEMBLY. EFFICIENCY CORRECTION APPLIES DIRECTLY TO EFFICIENCY (-) AND HEAD (x) FOR LESSER STAGES. ACTUAL DRIVER OPERATING SPEED SHOULD BE VERIFIED.

MODEL 14RJLC

(Effective December 18, 2019)

Vertical Turbine Pump



Model	14RJLC
RPM	1730
Freq Poles	60 Hz 4-pole
Pump Type	Submersible
EFFICIENCY CORRECTION	
1-STAGE	-3.0
2-STAGE	-1.0
3-STAGE	0.0
4-STAGE	0.0
Impeller Type	Enclosed
Ns	2945
Thrust K-Factor	16.20 lb/ft
Bowl OD	13.63 in
Bowl Lateral	1.25 in
Max PSI	360 psi
Thd Disch Size	8", 10", 12"

TURBINE OPERATIONS

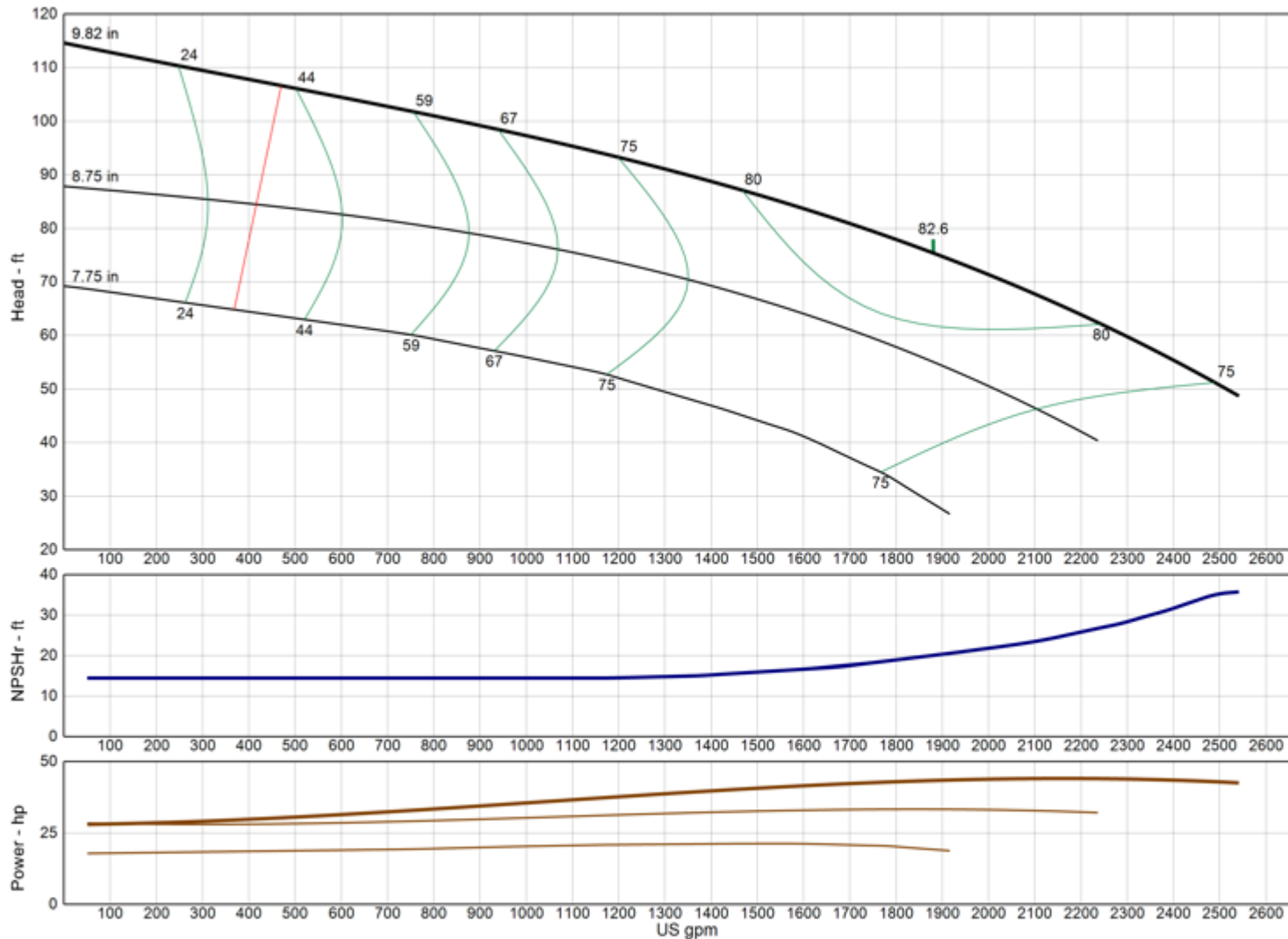
Lubbock, Texas

NOMINAL BOWL PERFORMANCE CURVE AND DATA BASED ON PUMPING CLEAR, NON-AERATED WATER AND USING STANDARD MATERIALS OF CONSTRUCTION. RATED POINT ONLY CAN BE GUARANTEED BY THE FACTORY. CURVES REPRESENT SINGLE STAGE AVERAGE PERFORMANCE BASED ON TEST OF MULTI-STAGE BOWL ASSEMBLY. EFFICIENCY CORRECTION APPLIES DIRECTLY TO EFFICIENCY (-) AND HEAD (x) FOR LESSER STAGES. ACTUAL DRIVER OPERATING SPEED SHOULD BE VERIFIED.

MODEL 14RJMC

(Effective December 18, 2019)

Vertical Turbine Pump



Model	14RJMC
RPM	1730
Freq Poles	60 Hz 4-pole
Pump Type	Submersible
EFFICIENCY CORRECTION	
1-STAGE	0.0
2-STAGE	0.0
3-STAGE	0.0
4-STAGE	0.0
Impeller Type	Enclosed
Ns	2930
Thrust K-Factor	16.20 lb/ft
Bowl OD	13.63 in
Bowl Lateral	1.25 in
Max PSI	360 psi
Thd Disch Size	8", 10", 12"

TURBINE OPERATIONS

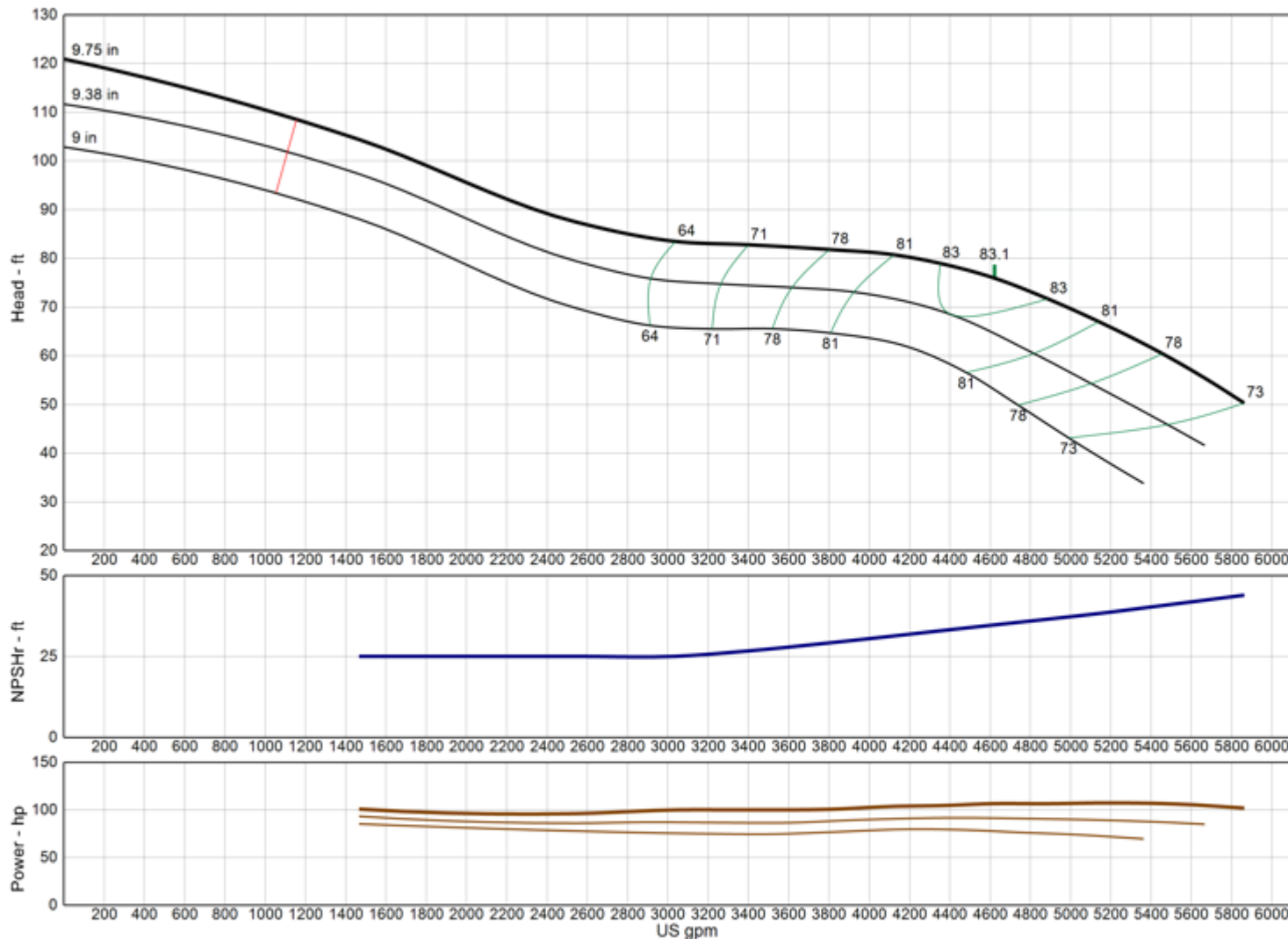
Lubbock, Texas

NOMINAL BOWL PERFORMANCE CURVE AND DATA BASED ON PUMPING CLEAR, NON-AERATED WATER AND USING STANDARD MATERIALS OF CONSTRUCTION. RATED POINT ONLY CAN BE GUARANTEED BY THE FACTORY. CURVES REPRESENT SINGLE STAGE AVERAGE PERFORMANCE BASED ON TEST OF MULTI-STAGE BOWL ASSEMBLY. EFFICIENCY CORRECTION APPLIES DIRECTLY TO EFFICIENCY (-) AND HEAD (x) FOR LESSER STAGES. ACTUAL DRIVER OPERATING SPEED SHOULD BE VERIFIED.

MODEL 15FHC

(Effective July 17, 2019)

Vertical Turbine Pump



Model	15FHC
RPM	1730
Freq Poles	60 Hz 4-pole
Pump Type	Submersible
EFFICIENCY CORRECTION	
1-STAGE	-1.0
2-STAGE	-0.5
3-STAGE	0.0
4-STAGE	0.0
Impeller Type	Enclosed
Ns	4570
Thrust K-Factor	30.00 lb/ft
Bowl OD	14.75 in
Bowl Lateral	1.25 in
Max PSI	260 psi
Thd Disch Size	12", 14"

TURBINE OPERATIONS

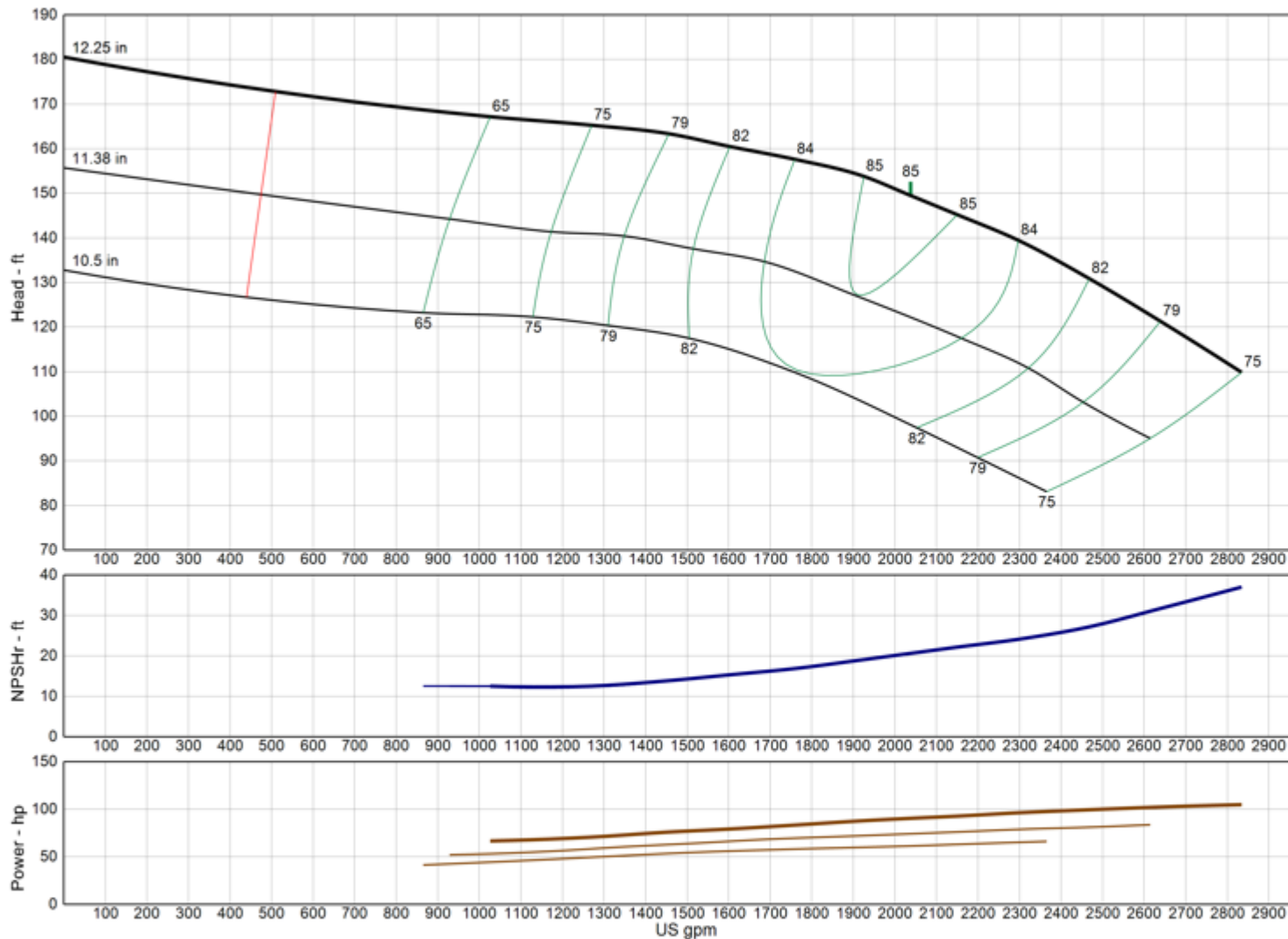
Lubbock, Texas

NOMINAL BOWL PERFORMANCE CURVE AND DATA BASED ON PUMPING CLEAR, NON-AERATED WATER AND USING STANDARD MATERIALS OF CONSTRUCTION. RATED POINT ONLY CAN BE GUARANTEED BY THE FACTORY. CURVES REPRESENT SINGLE STAGE AVERAGE PERFORMANCE BASED ON TEST OF MULTI-STAGE BOWL ASSEMBLY. EFFICIENCY CORRECTION APPLIES DIRECTLY TO EFFICIENCY (-) AND HEAD (x) FOR LESSER STAGES. ACTUAL DRIVER OPERATING SPEED SHOULD BE VERIFIED.

MODEL 16BHC

(Effective July 17, 2019)

Vertical Turbine Pump



Model	16BHC
RPM	1730
Freq Poles	60 Hz 4-pole
Pump Type	Submersible
EFFICIENCY CORRECTION	
1-STAGE	-2.0
2-STAGE	-1.0
3-STAGE	0.0
4-STAGE	0.0
Impeller Type	Enclosed
Ns	1825
Thrust K-Factor	14.10 lb/ft
Bowl OD	16.13 in
Bowl Lateral	0.88 in
Max PSI	400 psi
Thd Disch Size	--

TURBINE OPERATIONS

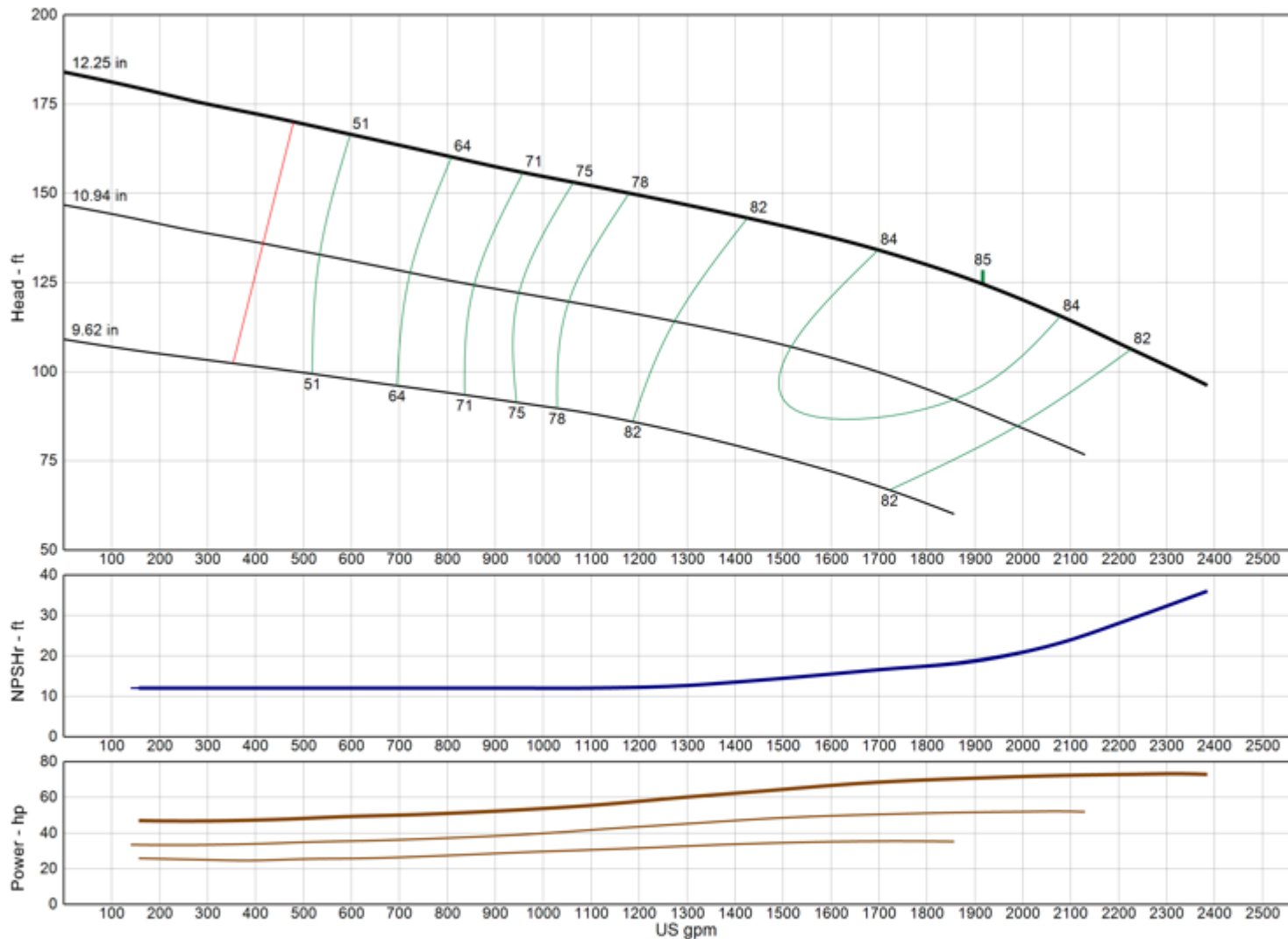
Lubbock, Texas

NOMINAL BOWL PERFORMANCE CURVE AND DATA BASED ON PUMPING CLEAR, NON-AERATED WATER AND USING STANDARD MATERIALS OF CONSTRUCTION. RATED POINT ONLY CAN BE GUARANTEED BY THE FACTORY. CURVES REPRESENT SINGLE STAGE AVERAGE PERFORMANCE BASED ON TEST OF MULTI-STAGE BOWL ASSEMBLY. EFFICIENCY CORRECTION APPLIES DIRECTLY TO EFFICIENCY (-) AND HEAD (x) FOR LESSER STAGES. ACTUAL DRIVER OPERATING SPEED SHOULD BE VERIFIED.

MODEL 16BLC

(Effective July 17, 2019)

Vertical Turbine Pump



Model	16BLC
RPM	1730
Freq Poles	60 Hz 4-pole
Pump Type	Submersible
EFFICIENCY CORRECTION	
1-STAGE	-2.0
2-STAGE	-1.0
3-STAGE	0.0
4-STAGE	0.0
Impeller Type	Enclosed
Ns	2030
Thrust K-Factor	15.00 lb/ft
Bowl OD	16.13 in
Bowl Lateral	0.88 in
Max PSI	400 psi
Thd Disch Size	--

TURBINE OPERATIONS

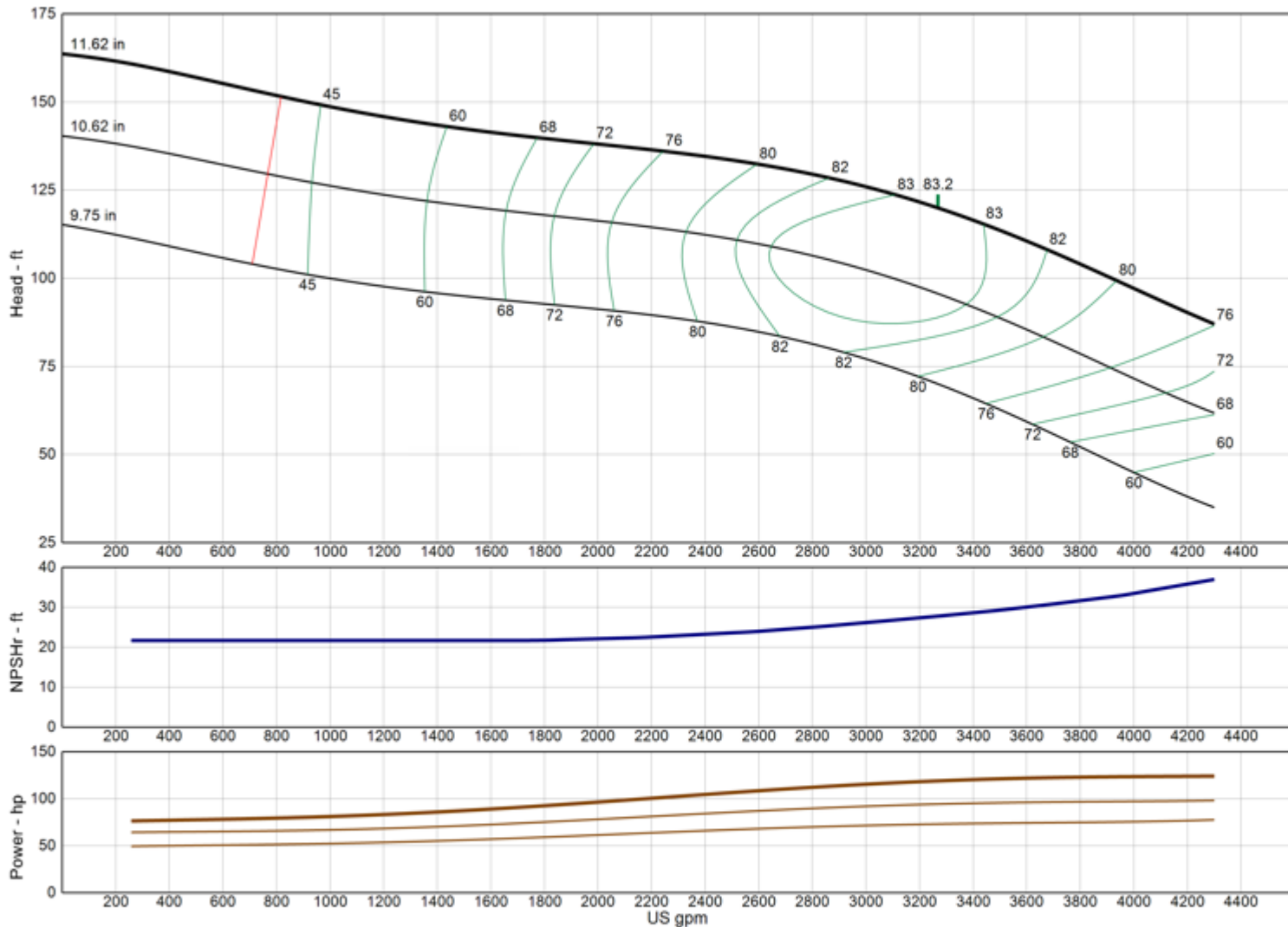
Lubbock, Texas

NOMINAL BOWL PERFORMANCE CURVE AND DATA BASED ON PUMPING CLEAR, NON-AERATED WATER AND USING STANDARD MATERIALS OF CONSTRUCTION. RATED POINT ONLY CAN BE GUARANTEED BY THE FACTORY. CURVES REPRESENT SINGLE STAGE AVERAGE PERFORMANCE BASED ON TEST OF MULTI-STAGE BOWL ASSEMBLY. EFFICIENCY CORRECTION APPLIES DIRECTLY TO EFFICIENCY (-) AND HEAD (x) FOR LESSER STAGES. ACTUAL DRIVER OPERATING SPEED SHOULD BE VERIFIED.

MODEL 16DMC

(Effective July 17, 2019)

Vertical Turbine Pump



Model	16DMC
RPM	1730
Freq Poles	60 Hz 4-pole
Pump Type	Submersible
EFFICIENCY CORRECTION	
1-STAGE	-1.0
2-STAGE	0.0
3-STAGE	0.0
4-STAGE	0.0
Impeller Type	Enclosed
Ns	2730
Thrust K-Factor	18.00 lb/ft
Bowl OD	16.13 in
Bowl Lateral	0.75 in
Max PSI	400 psi
Thd Disch Size	12", 14"

TURBINE OPERATIONS

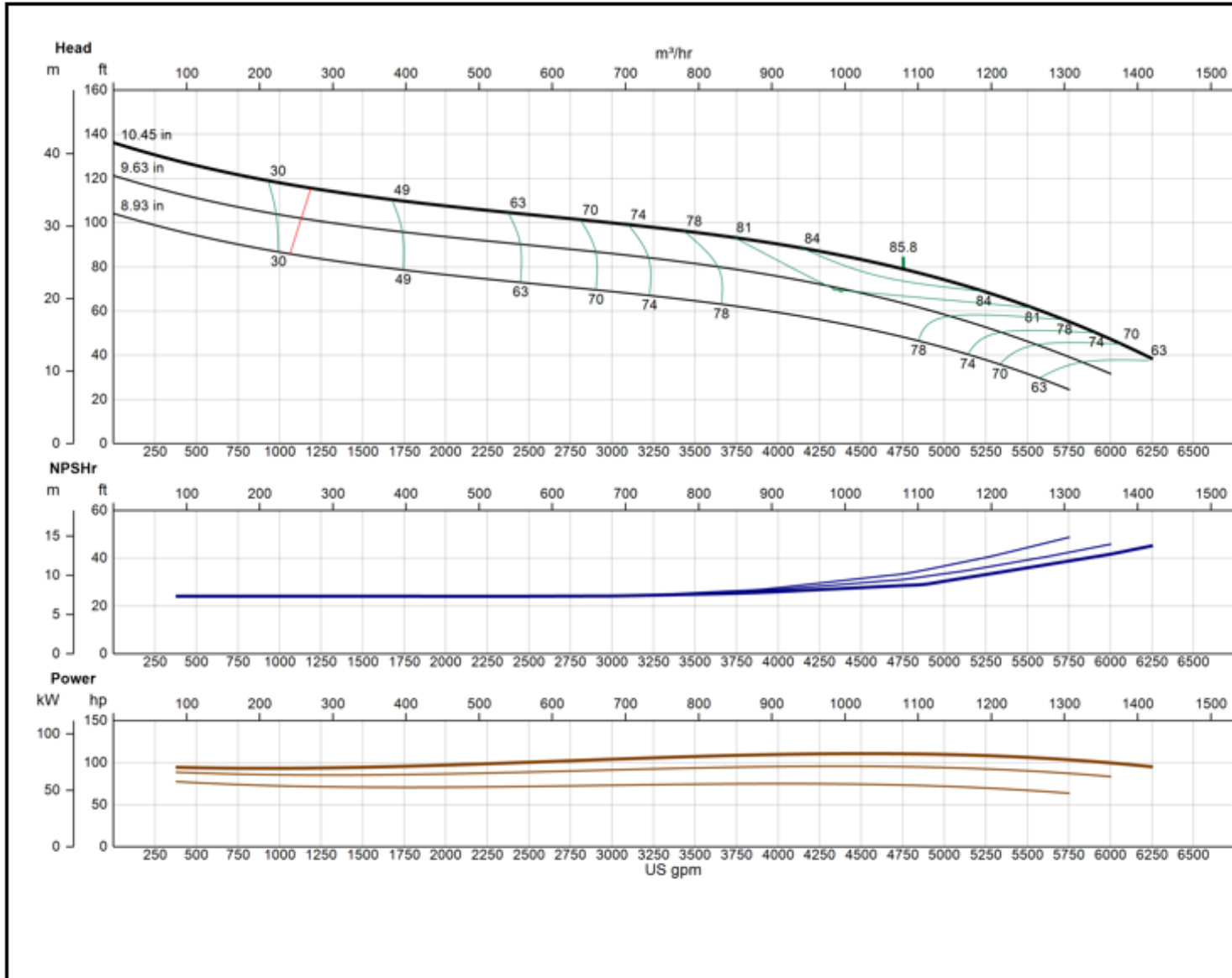
Lubbock, Texas

NOMINAL BOWL PERFORMANCE CURVE AND DATA BASED ON PUMPING CLEAR, NON-AERATED WATER AND USING STANDARD MATERIALS OF CONSTRUCTION. RATED POINT ONLY CAN BE GUARANTEED BY THE FACTORY. CURVES REPRESENT SINGLE STAGE AVERAGE PERFORMANCE BASED ON TEST OF MULTI-STAGE BOWL ASSEMBLY. EFFICIENCY CORRECTION APPLIES DIRECTLY TO EFFICIENCY (-) AND HEAD (x) FOR LESSER STAGES. ACTUAL DRIVER OPERATING SPEED SHOULD BE VERIFIED.

MODEL 16RGHC

(Effective May 09, 2024)

Vertical Turbine Pump



Model	16RGHC
RPM	1730
Freq Poles	60 Hz 4-pole
Pump Type	Submersible
EFFICIENCY CORRECTION	
1-STAGE	-4.0
2-STAGE	-3.0
3-STAGE	-2.0
4-STAGE	-1.0
Impeller Type	Enclosed
Ns	4375
Thrust K-Factor	24.00 lb/ft
Bowl OD	16.00 in
Bowl Lateral	1.00 in
Max PSI	180 psi
Thd Disch Size	12", 14"

XYLEM AWS

Lubbock, TX

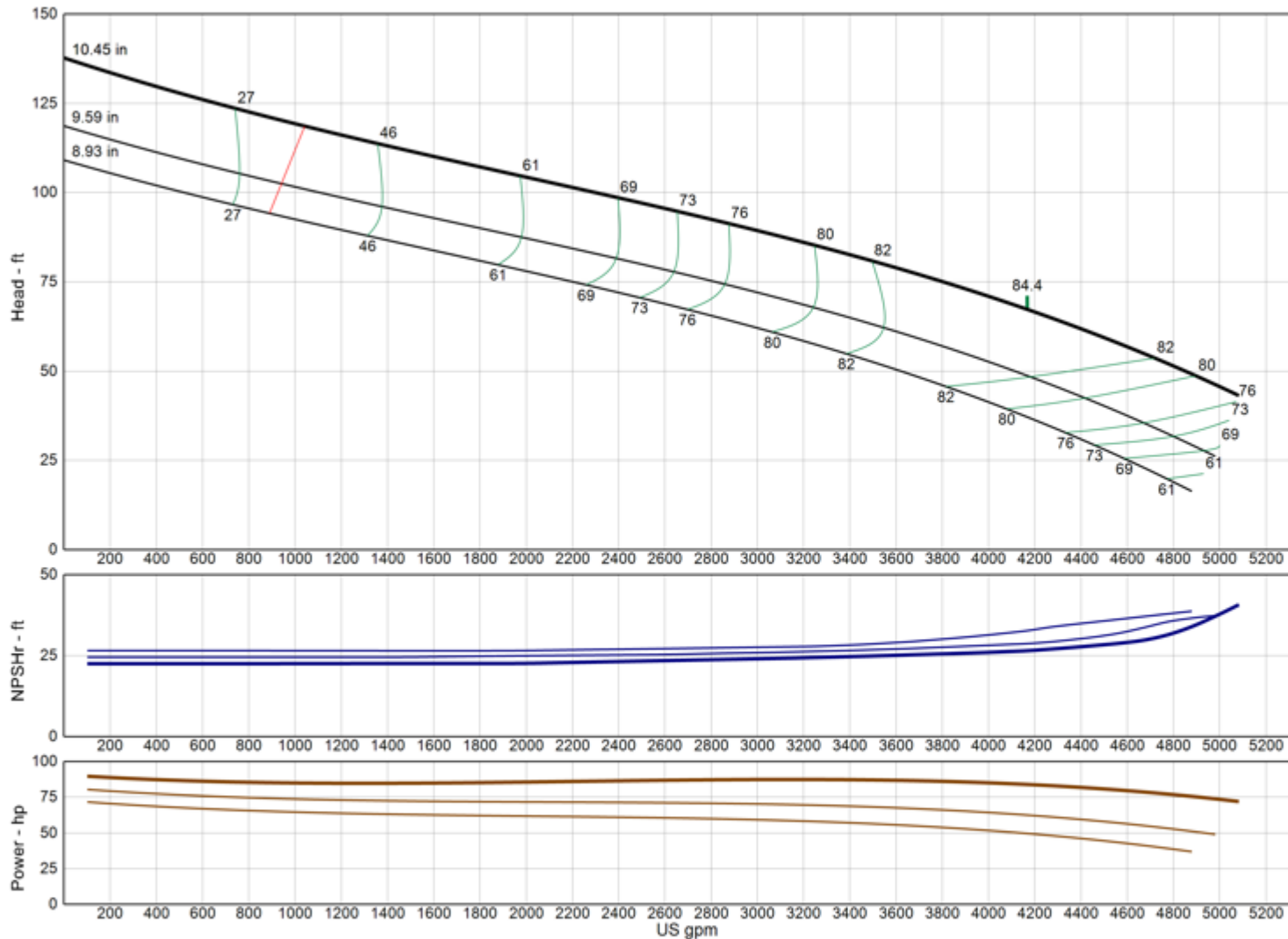
NOMINAL BOWL PERFORMANCE CURVE AND DATA BASED ON PUMPING CLEAR, NON-AERATED WATER AND USING STANDARD MATERIALS OF CONSTRUCTION. RATED POINT ONLY CAN BE GUARANTEED BY THE FACTORY. CURVES REPRESENT SINGLE STAGE AVERAGE PERFORMANCE BASED ON TEST OF MULTI-STAGE BOWL ASSEMBLY. EFFICIENCY CORRECTION APPLIES DIRECTLY TO EFFICIENCY (-) AND HEAD (x) FOR LESSER STAGES. ACTUAL DRIVER OPERATING SPEED SHOULD BE VERIFIED.



MODEL 16RGLC

(Effective December 18, 2019)

Vertical Turbine Pump



Model	16RGLC
RPM	1730
Freq Poles	60 Hz 4-pole
Pump Type	Submersible
EFFICIENCY CORRECTION	
1-STAGE	0.0
2-STAGE	0.0
3-STAGE	0.0
4-STAGE	0.0
Impeller Type	Enclosed
Ns	4755
Thrust K-Factor	26.00 lb/ft
Bowl OD	16.00 in
Bowl Lateral	1.00 in
Max PSI	180 psi
Thd Disch Size	12", 14"

TURBINE OPERATIONS
Lubbock, Texas

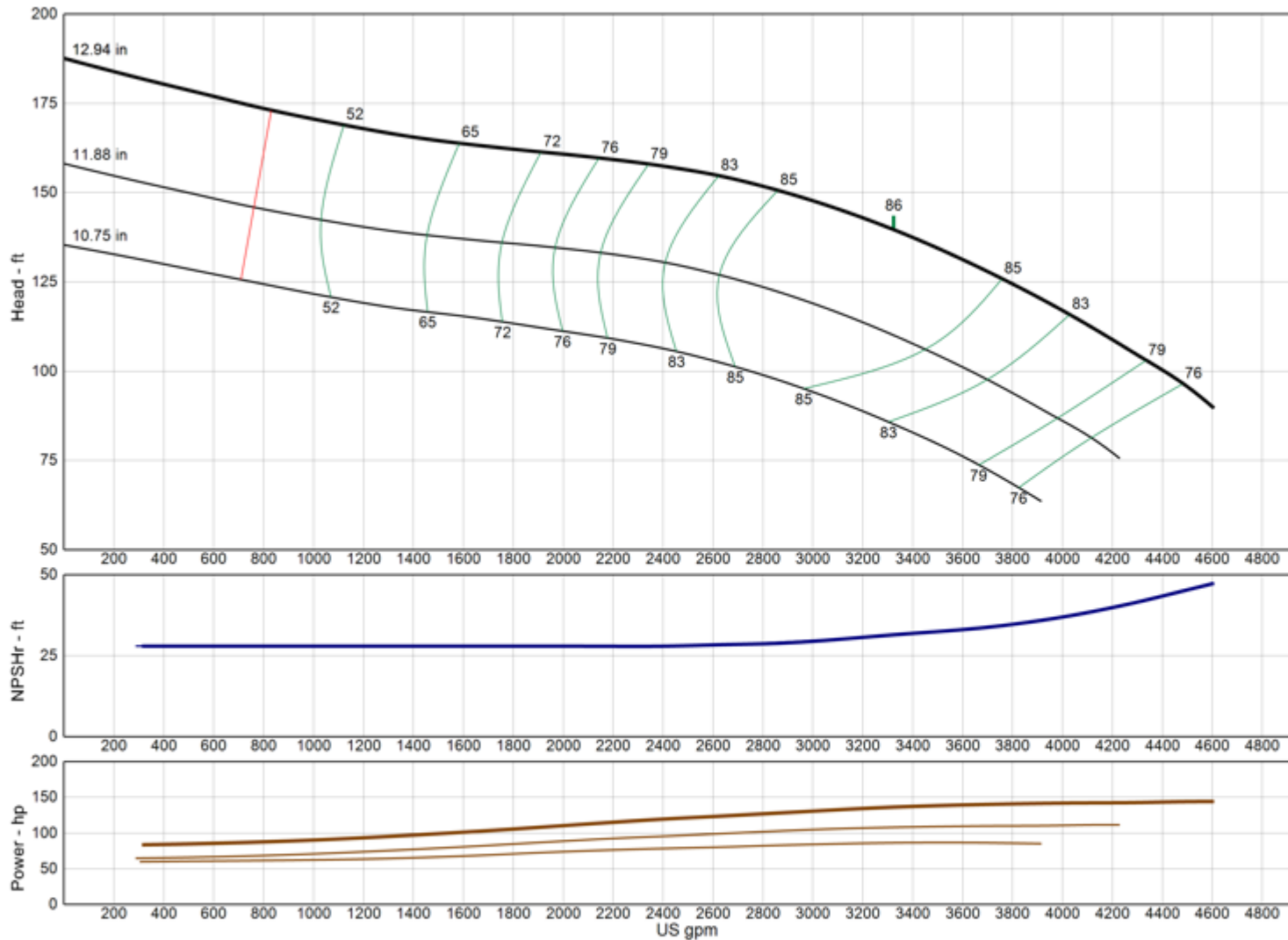
NOMINAL BOWL PERFORMANCE CURVE AND DATA BASED ON PUMPING CLEAR, NON-AERATED WATER AND USING STANDARD MATERIALS OF CONSTRUCTION. RATED POINT ONLY CAN BE GUARANTEED BY THE FACTORY. CURVES REPRESENT SINGLE STAGE AVERAGE PERFORMANCE BASED ON TEST OF MULTI-STAGE BOWL ASSEMBLY. EFFICIENCY CORRECTION APPLIES DIRECTLY TO EFFICIENCY (-) AND HEAD (x) FOR LESSER STAGES. ACTUAL DRIVER OPERATING SPEED SHOULD BE VERIFIED.



MODEL 18BHC

(Effective July 17, 2019)

Vertical Turbine Pump



Model	18BHC
RPM	1730
Freq Poles	60 Hz 4-pole
Pump Type	Submersible
EFFICIENCY CORRECTION	
1-STAGE	-3.0
2-STAGE	-1.0
3-STAGE	0.0
4-STAGE	0.0
Impeller Type	Enclosed
Ns	2455
Thrust K-Factor	27.50 lb/ft
Bowl OD	17.50 in
Bowl Lateral	0.75 in
Max PSI	430 psi
Thd Disch Size	--

TURBINE OPERATIONS

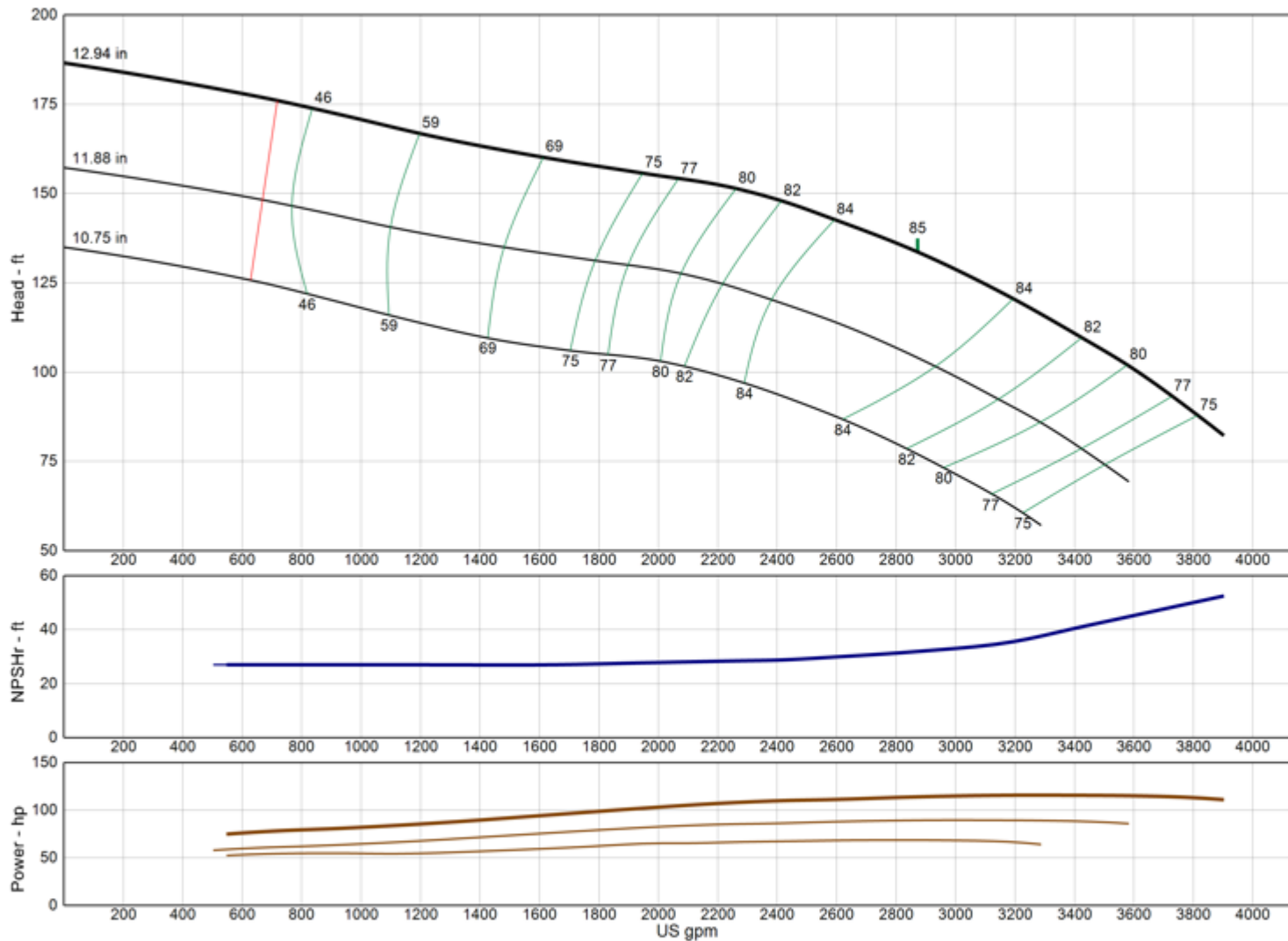
Lubbock, Texas

NOMINAL BOWL PERFORMANCE CURVE AND DATA BASED ON PUMPING CLEAR, NON-AERATED WATER AND USING STANDARD MATERIALS OF CONSTRUCTION. RATED POINT ONLY CAN BE GUARANTEED BY THE FACTORY. CURVES REPRESENT SINGLE STAGE AVERAGE PERFORMANCE BASED ON TEST OF MULTI-STAGE BOWL ASSEMBLY. EFFICIENCY CORRECTION APPLIES DIRECTLY TO EFFICIENCY (-) AND HEAD (x) FOR LESSER STAGES. ACTUAL DRIVER OPERATING SPEED SHOULD BE VERIFIED.

MODEL 18BLC

(Effective July 17, 2019)

Vertical Turbine Pump



Model	18BLC
RPM	1730
Freq Poles	60 Hz 4-pole
Pump Type	Submersible
EFFICIENCY CORRECTION	
1-STAGE	-3.0
2-STAGE	-1.0
3-STAGE	0.0
4-STAGE	0.0
Impeller Type	Enclosed
Ns	2360
Thrust K-Factor	27.50 lb/ft
Bowl OD	17.50 in
Bowl Lateral	0.75 in
Max PSI	430 psi
Thd Disch Size	--

TURBINE OPERATIONS

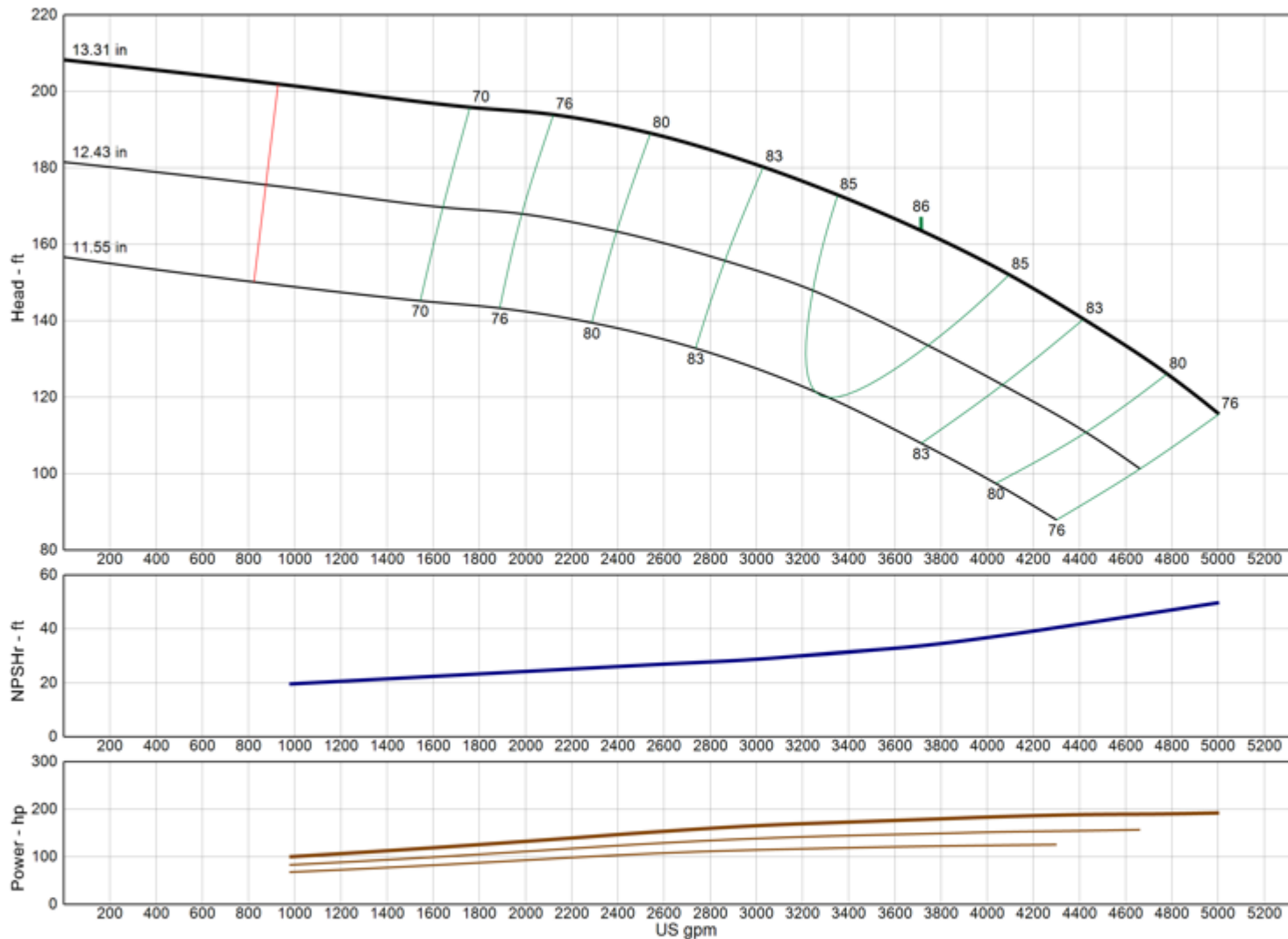
Lubbock, Texas

NOMINAL BOWL PERFORMANCE CURVE AND DATA BASED ON PUMPING CLEAR, NON-AERATED WATER AND USING STANDARD MATERIALS OF CONSTRUCTION. RATED POINT ONLY CAN BE GUARANTEED BY THE FACTORY. CURVES REPRESENT SINGLE STAGE AVERAGE PERFORMANCE BASED ON TEST OF MULTI-STAGE BOWL ASSEMBLY. EFFICIENCY CORRECTION APPLIES DIRECTLY TO EFFICIENCY (-) AND HEAD (x) FOR LESSER STAGES. ACTUAL DRIVER OPERATING SPEED SHOULD BE VERIFIED.

MODEL 18CHC

(Effective July 17, 2019)

Vertical Turbine Pump



Model	18CHC
RPM	1730
Freq Poles	60 Hz 4-pole
Pump Type	Submersible
EFFICIENCY CORRECTION	
1-STAGE	-3.0
2-STAGE	-1.5
3-STAGE	0.0
4-STAGE	0.0
Impeller Type	Enclosed
Ns	2305
Thrust K-Factor	18.50 lb/ft
Bowl OD	17.50 in
Bowl Lateral	0.75 in
Max PSI	320 psi
Thd Disch Size	--

TURBINE OPERATIONS

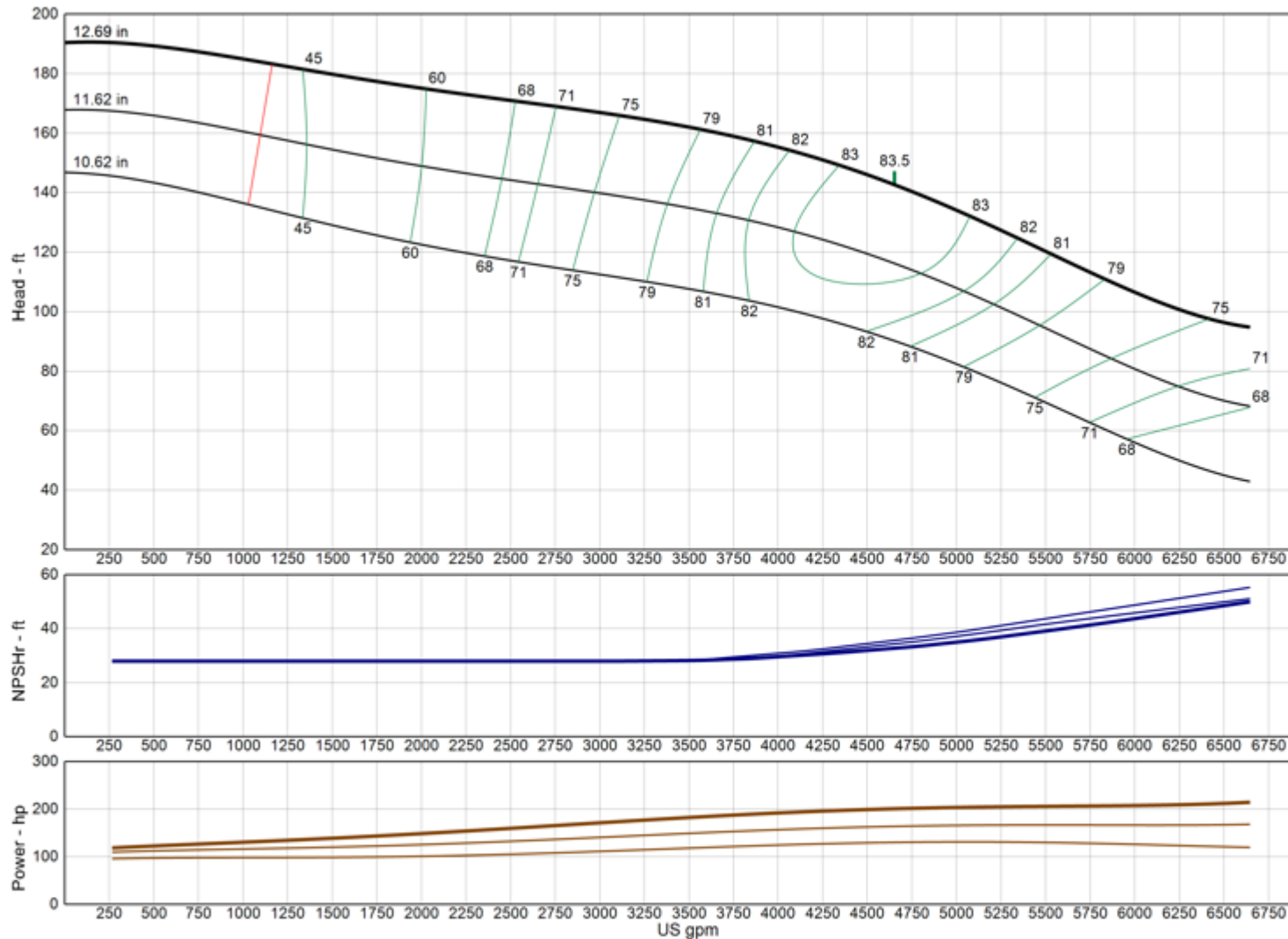
Lubbock, Texas

NOMINAL BOWL PERFORMANCE CURVE AND DATA BASED ON PUMPING CLEAR, NON-AERATED WATER AND USING STANDARD MATERIALS OF CONSTRUCTION. RATED POINT ONLY CAN BE GUARANTEED BY THE FACTORY. CURVES REPRESENT SINGLE STAGE AVERAGE PERFORMANCE BASED ON TEST OF MULTI-STAGE BOWL ASSEMBLY. EFFICIENCY CORRECTION APPLIES DIRECTLY TO EFFICIENCY (-) AND HEAD (x) FOR LESSER STAGES. ACTUAL DRIVER OPERATING SPEED SHOULD BE VERIFIED.

MODEL 18DHC

(Effective July 17, 2019)

Vertical Turbine Pump



Model	18DHC
RPM	1730
Freq Poles	60 Hz 4-pole
Pump Type	Submersible
EFFICIENCY CORRECTION	
1-STAGE	-1.0
2-STAGE	0.0
3-STAGE	0.0
4-STAGE	0.0
Impeller Type	Enclosed
Ns	2860
Thrust K-Factor	21.00 lb/ft
Bowl OD	17.75 in
Bowl Lateral	0.75 in
Max PSI	380 psi
Thd Disch Size	--

TURBINE OPERATIONS

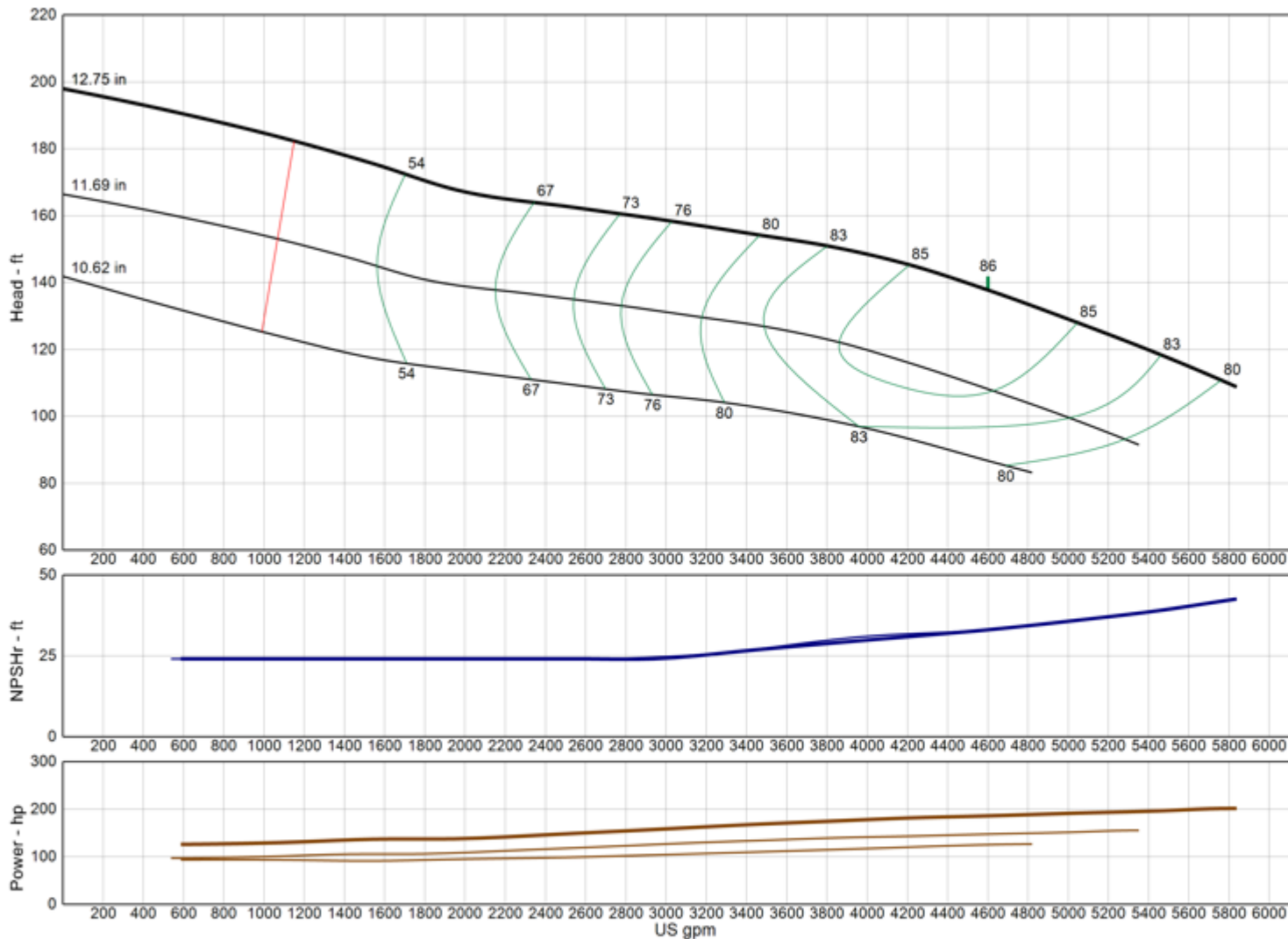
Lubbock, Texas

NOMINAL BOWL PERFORMANCE CURVE AND DATA BASED ON PUMPING CLEAR, NON-AERATED WATER AND USING STANDARD MATERIALS OF CONSTRUCTION. RATED POINT ONLY CAN BE GUARANTEED BY THE FACTORY. CURVES REPRESENT SINGLE STAGE AVERAGE PERFORMANCE BASED ON TEST OF MULTI-STAGE BOWL ASSEMBLY. EFFICIENCY CORRECTION APPLIES DIRECTLY TO EFFICIENCY (-) AND HEAD (x) FOR LESSER STAGES. ACTUAL DRIVER OPERATING SPEED SHOULD BE VERIFIED.

MODEL 18DMC

(Effective July 17, 2019)

Vertical Turbine Pump



Model	18DMC
RPM	1730
Freq Poles	60 Hz 4-pole
Pump Type	Submersible
EFFICIENCY CORRECTION	
1-STAGE	-1.5
2-STAGE	-1.0
3-STAGE	0.0
4-STAGE	0.0
Impeller Type	Enclosed
Ns	2920
Thrust K-Factor	21.40 lb/ft
Bowl OD	17.75 in
Bowl Lateral	0.75 in
Max PSI	380 psi
Thd Disch Size	--

TURBINE OPERATIONS

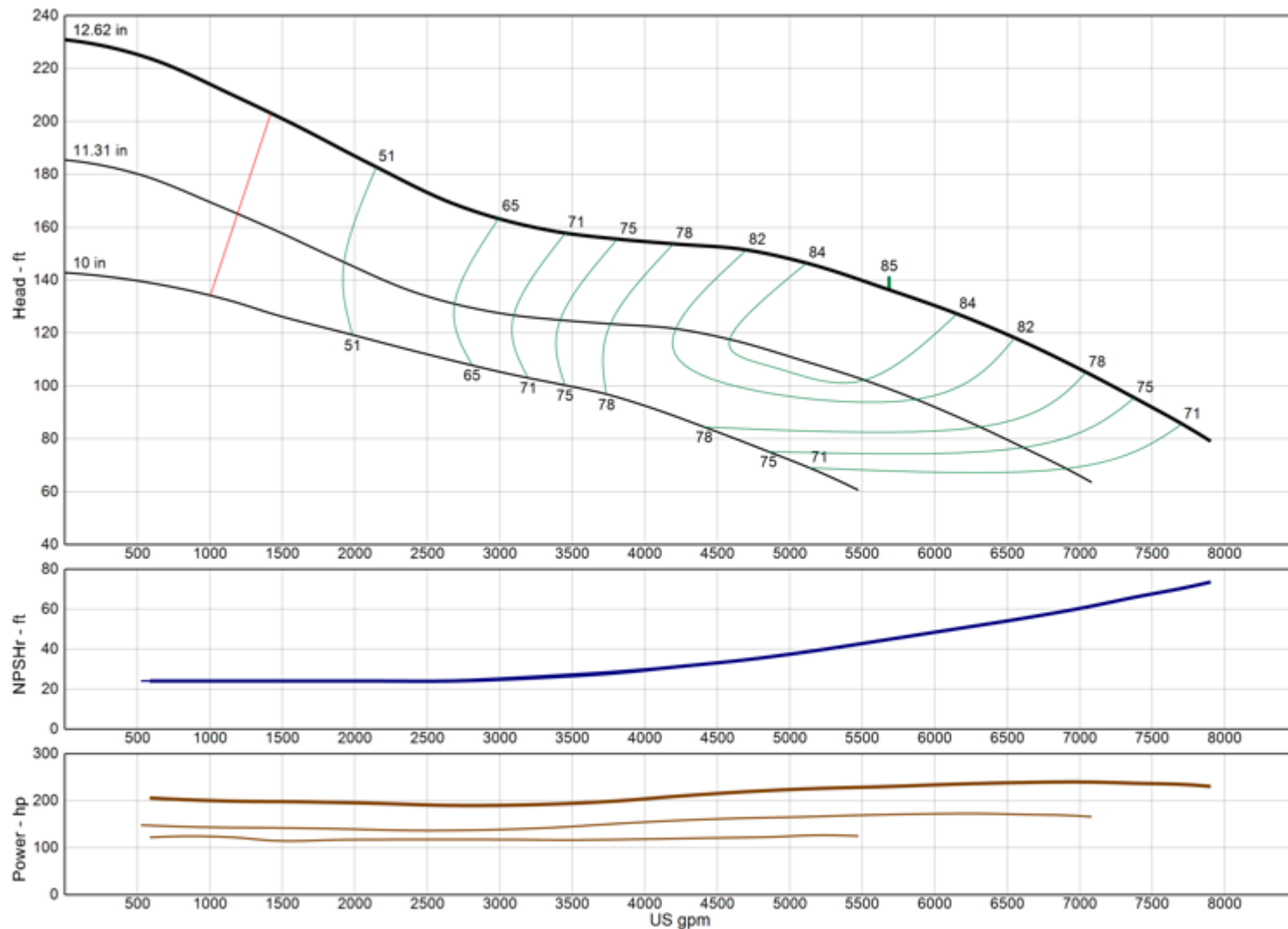
Lubbock, Texas

NOMINAL BOWL PERFORMANCE CURVE AND DATA BASED ON PUMPING CLEAR, NON-AERATED WATER AND USING STANDARD MATERIALS OF CONSTRUCTION. RATED POINT ONLY CAN BE GUARANTEED BY THE FACTORY. CURVES REPRESENT SINGLE STAGE AVERAGE PERFORMANCE BASED ON TEST OF MULTI-STAGE BOWL ASSEMBLY. EFFICIENCY CORRECTION APPLIES DIRECTLY TO EFFICIENCY (-) AND HEAD (x) FOR LESSER STAGES. ACTUAL DRIVER OPERATING SPEED SHOULD BE VERIFIED.

MODEL 18HMC

(Effective July 17, 2019)

Vertical Turbine Pump



Model	18HMC
RPM	1730
Freq Poles	60 Hz 4-pole
Pump Type	Submersible
EFFICIENCY CORRECTION	
1-STAGE	-1.0
2-STAGE	0.0
3-STAGE	0.0
4-STAGE	0.0
Impeller Type	Enclosed
Ns	3270
Thrust K-Factor	33.00 lb/ft
Bowl OD	18.00 in
Bowl Lateral	0.75 in
Max PSI	350 psi
Thd Disch Size	12"

TURBINE OPERATIONS

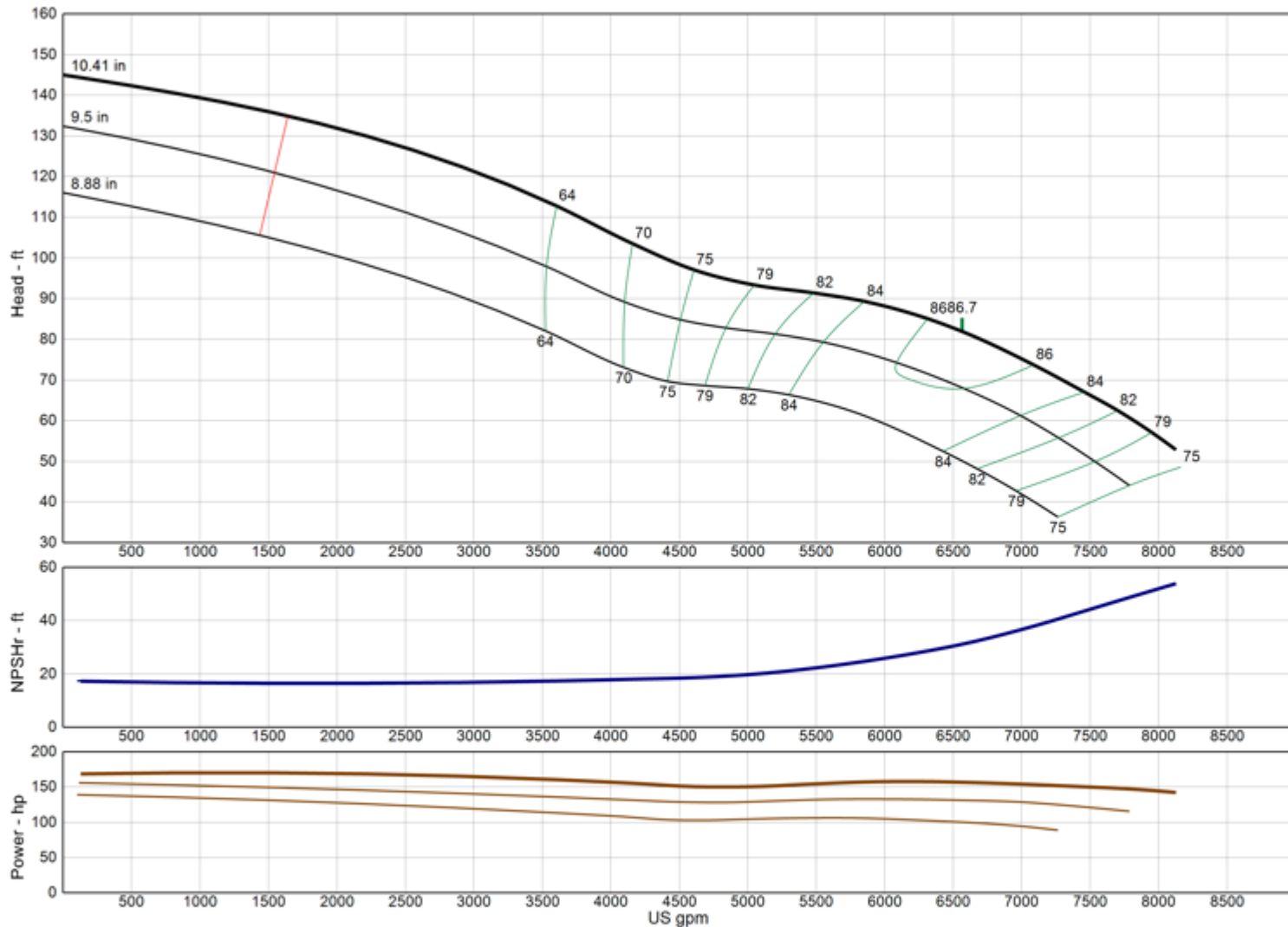
Lubbock, Texas

NOMINAL BOWL PERFORMANCE CURVE AND DATA BASED ON PUMPING CLEAR, NON-AERATED WATER AND USING STANDARD MATERIALS OF CONSTRUCTION. RATED POINT ONLY CAN BE GUARANTEED BY THE FACTORY. CURVES REPRESENT SINGLE STAGE AVERAGE PERFORMANCE BASED ON TEST OF MULTI-STAGE BOWL ASSEMBLY. EFFICIENCY CORRECTION APPLIES DIRECTLY TO EFFICIENCY (-) AND HEAD (x) FOR LESSER STAGES. ACTUAL DRIVER OPERATING SPEED SHOULD BE VERIFIED.

MODEL 18LHC

(Effective July 17, 2019)

Vertical Turbine Pump



Model	18LHC
RPM	1730
Freq Poles	60 Hz 4-pole
Pump Type	Submersible
EFFICIENCY CORRECTION	
1-STAGE	0.0
2-STAGE	0.0
3-STAGE	0.0
4-STAGE	0.0
Impeller Type	Enclosed
Ns	5150
Thrust K-Factor	32.00 lb/ft
Bowl OD	18.00 in
Bowl Lateral	1.12 in
Max PSI	390 psi
Thd Disch Size	--

TURBINE OPERATIONS

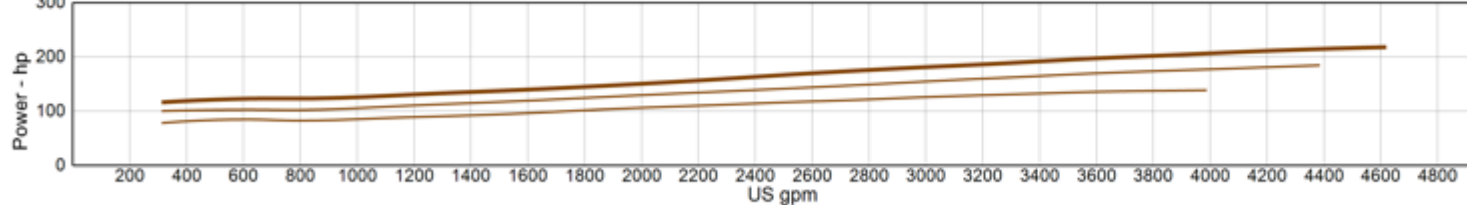
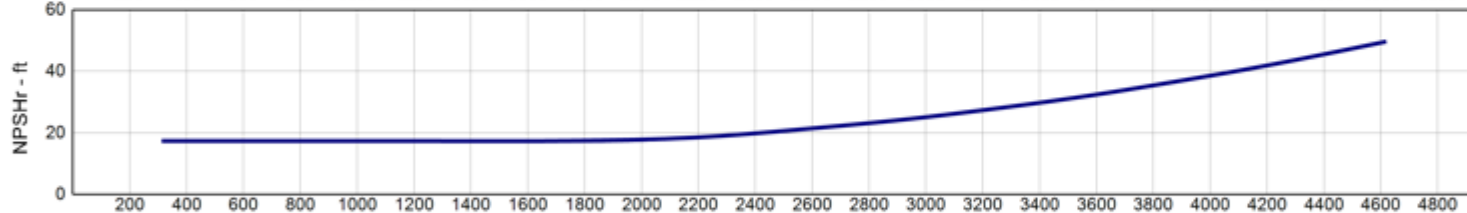
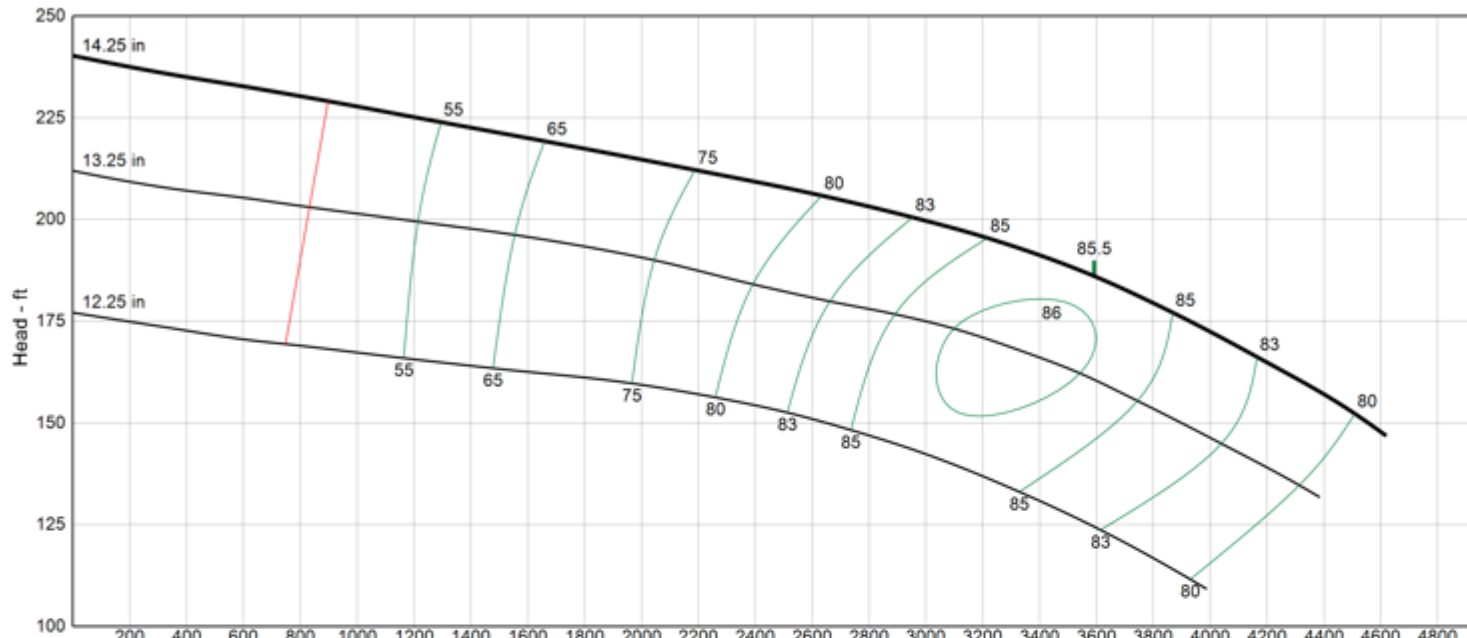
Lubbock, Texas

NOMINAL BOWL PERFORMANCE CURVE AND DATA BASED ON PUMPING CLEAR, NON-AERATED WATER AND USING STANDARD MATERIALS OF CONSTRUCTION. RATED POINT ONLY CAN BE GUARANTEED BY THE FACTORY. CURVES REPRESENT SINGLE STAGE AVERAGE PERFORMANCE BASED ON TEST OF MULTI-STAGE BOWL ASSEMBLY. EFFICIENCY CORRECTION APPLIES DIRECTLY TO EFFICIENCY (-) AND HEAD (x) FOR LESSER STAGES. ACTUAL DRIVER OPERATING SPEED SHOULD BE VERIFIED.

MODEL 20BHC

(Effective July 17, 2019)

Vertical Turbine Pump



Model	20BHC
RPM	1730
Freq Poles	60 Hz 4-pole
Pump Type	Submersible
EFFICIENCY CORRECTION	
1-STAGE	-0.5
2-STAGE	0.0
3-STAGE	0.0
4-STAGE	0.0
Impeller Type	Enclosed
Ns	2060
Thrust K-Factor	18.80 lb/ft
Bowl OD	19.75 in
Bowl Lateral	0.81 in
Max PSI	410 psi
Thd Disch Size	--

TURBINE OPERATIONS
Lubbock, Texas

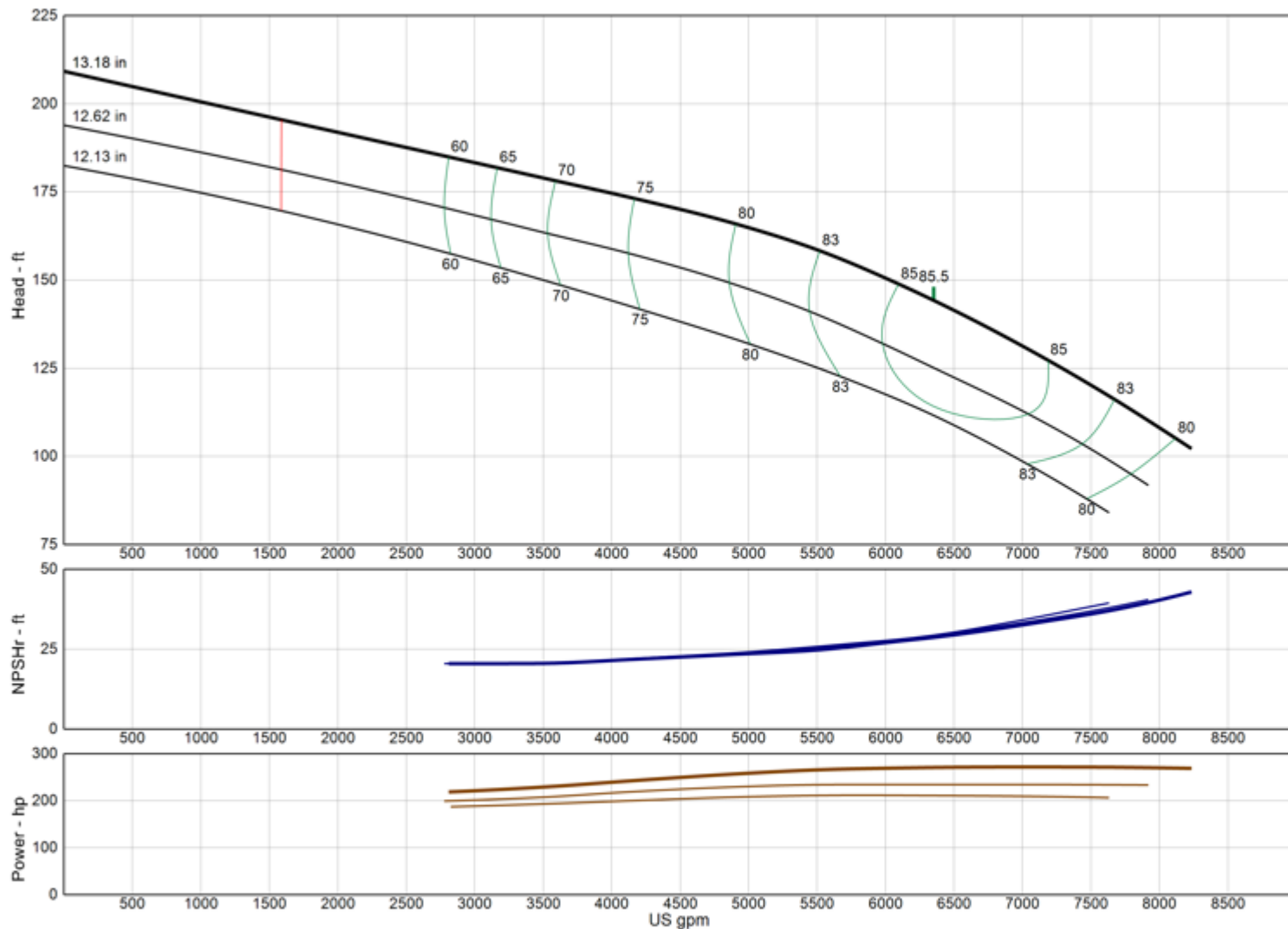
NOMINAL BOWL PERFORMANCE CURVE AND DATA BASED ON PUMPING CLEAR, NON-AERATED WATER AND USING STANDARD MATERIALS OF CONSTRUCTION. RATED POINT ONLY CAN BE GUARANTEED BY THE FACTORY. CURVES REPRESENT SINGLE STAGE AVERAGE PERFORMANCE BASED ON TEST OF MULTI-STAGE BOWL ASSEMBLY. EFFICIENCY CORRECTION APPLIES DIRECTLY TO EFFICIENCY (-) AND HEAD (x) FOR LESSER STAGES. ACTUAL DRIVER OPERATING SPEED SHOULD BE VERIFIED.



MODEL 20EHC

(Effective July 17, 2019)

Vertical Turbine Pump



Model	20EHC
RPM	1730
Freq Poles	60 Hz 4-pole
Pump Type	Submersible
EFFICIENCY CORRECTION	
1-STAGE	0.0
2-STAGE	0.0
3-STAGE	0.0
4-STAGE	0.0
Impeller Type	Enclosed
Ns	3315
Thrust K-Factor	36.00 lb/ft
Bowl OD	18.94 in
Bowl Lateral	0.88 in
Max PSI	370 psi
Thd Disch Size	12"

TURBINE OPERATIONS

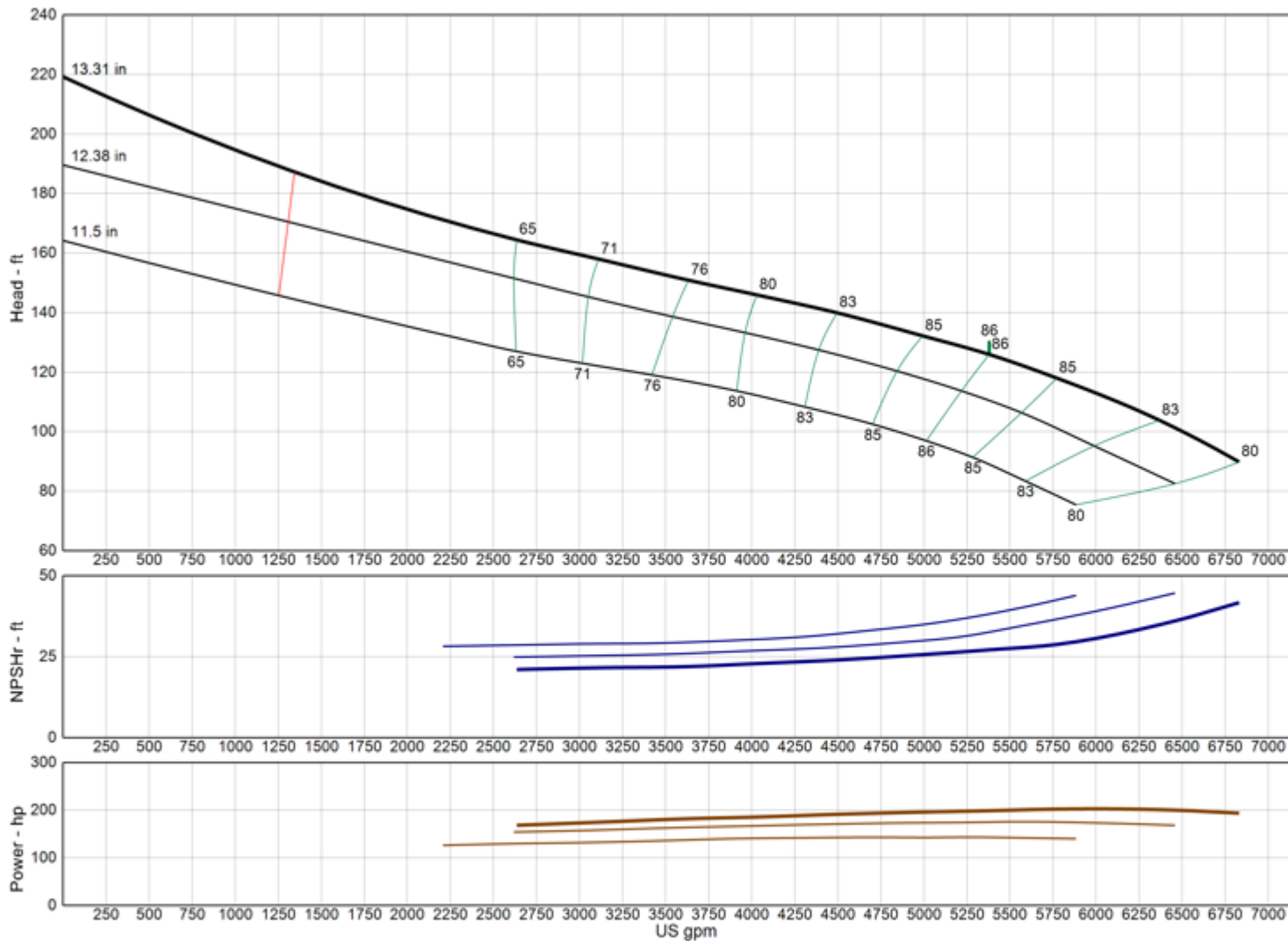
Lubbock, Texas

NOMINAL BOWL PERFORMANCE CURVE AND DATA BASED ON PUMPING CLEAR, NON-AERATED WATER AND USING STANDARD MATERIALS OF CONSTRUCTION. RATED POINT ONLY CAN BE GUARANTEED BY THE FACTORY. CURVES REPRESENT SINGLE STAGE AVERAGE PERFORMANCE BASED ON TEST OF MULTI-STAGE BOWL ASSEMBLY. EFFICIENCY CORRECTION APPLIES DIRECTLY TO EFFICIENCY (-) AND HEAD (x) FOR LESSER STAGES. ACTUAL DRIVER OPERATING SPEED SHOULD BE VERIFIED.

MODEL 20ELC

(Effective July 17, 2019)

Vertical Turbine Pump



Model	20ELC
RPM	1730
Freq Poles	60 Hz 4-pole
Pump Type	Submersible
EFFICIENCY CORRECTION	
1-STAGE	-3.0
2-STAGE	-1.0
3-STAGE	0.0
4-STAGE	0.0
Impeller Type	Enclosed
Ns	3375
Thrust K-Factor	31.00 lb/ft
Bowl OD	18.94 in
Bowl Lateral	0.88 in
Max PSI	370 psi
Thd Disch Size	12"

TURBINE OPERATIONS

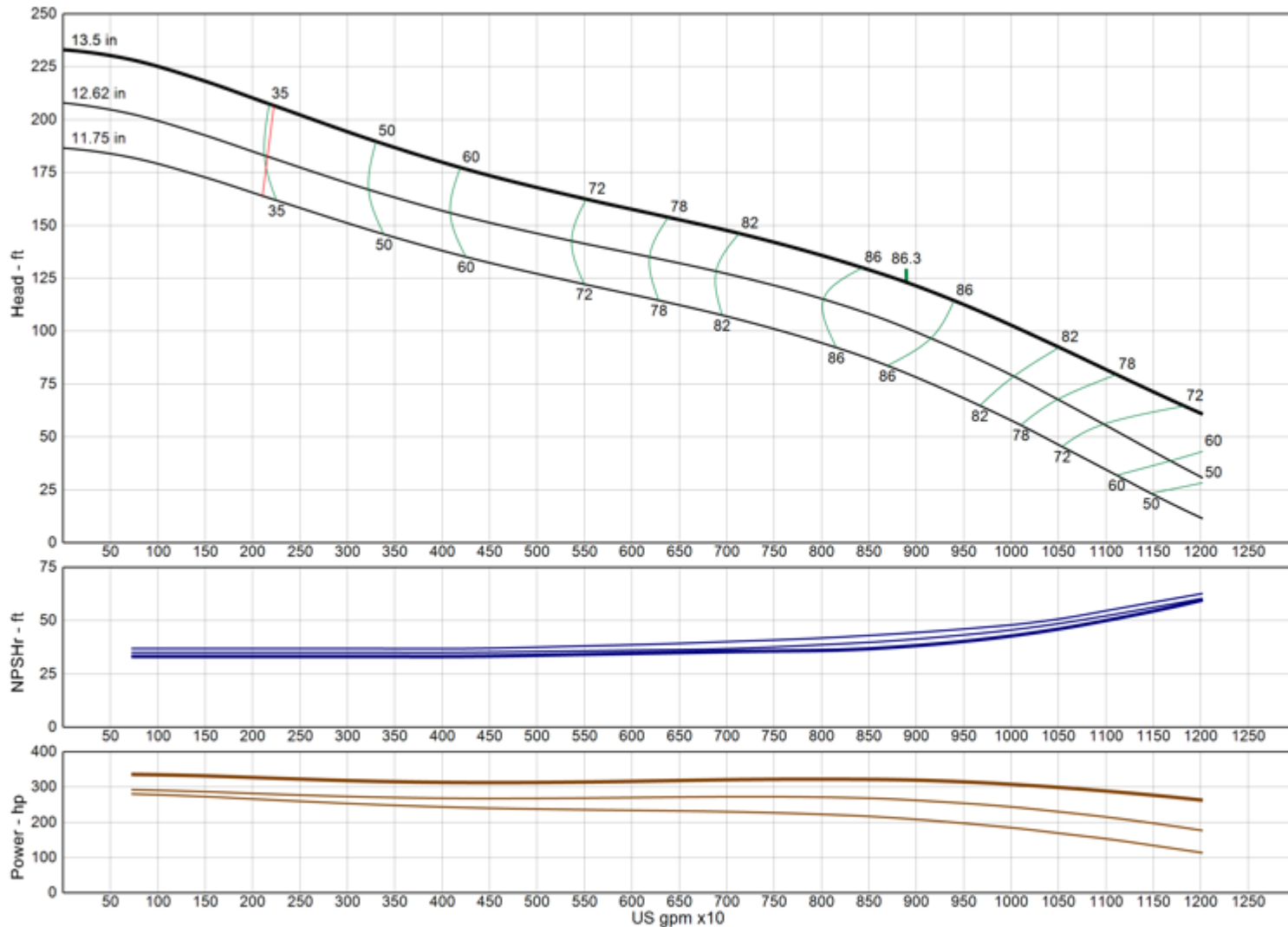
Lubbock, Texas

NOMINAL BOWL PERFORMANCE CURVE AND DATA BASED ON PUMPING CLEAR, NON-AERATED WATER AND USING STANDARD MATERIALS OF CONSTRUCTION. RATED POINT ONLY CAN BE GUARANTEED BY THE FACTORY. CURVES REPRESENT SINGLE STAGE AVERAGE PERFORMANCE BASED ON TEST OF MULTI-STAGE BOWL ASSEMBLY. EFFICIENCY CORRECTION APPLIES DIRECTLY TO EFFICIENCY (-) AND HEAD (x) FOR LESSER STAGES. ACTUAL DRIVER OPERATING SPEED SHOULD BE VERIFIED.

MODEL 20GLC

(Effective July 17, 2019)

Vertical Turbine Pump



Model	20GLC
RPM	1730
Freq Poles	60 Hz 4-pole
Pump Type	Submersible
EFFICIENCY CORRECTION	
1-STAGE	-1.0
2-STAGE	0.0
3-STAGE	0.0
4-STAGE	0.0
Impeller Type	Enclosed
Ns	4415
Thrust K-Factor	45.00 lb/ft
Bowl OD	20.75 in
Bowl Lateral	1.41 in
Max PSI	270 psi
Thd Disch Size	--

TURBINE OPERATIONS

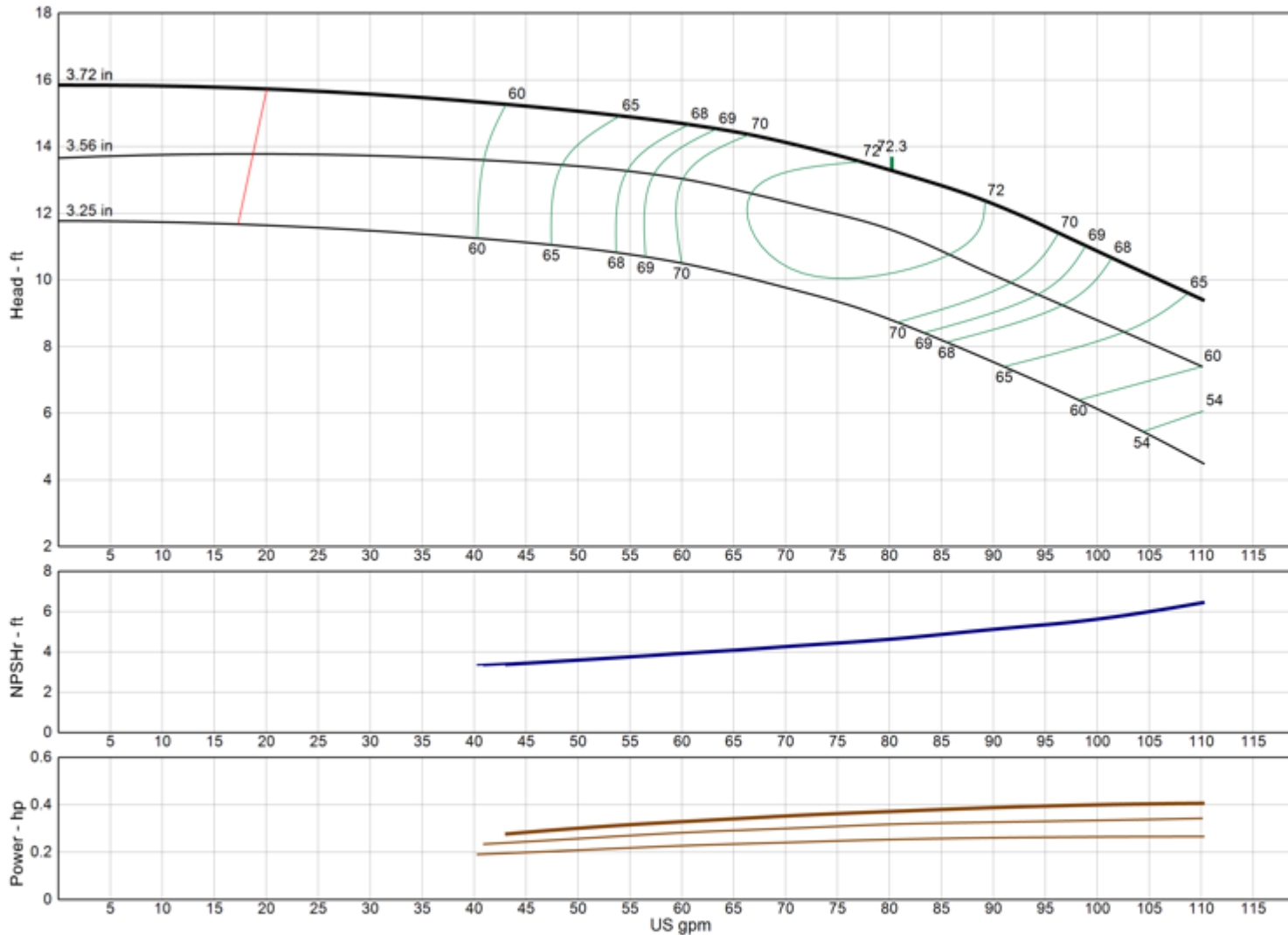
Lubbock, Texas

NOMINAL BOWL PERFORMANCE CURVE AND DATA BASED ON PUMPING CLEAR, NON-AERATED WATER AND USING STANDARD MATERIALS OF CONSTRUCTION. RATED POINT ONLY CAN BE GUARANTEED BY THE FACTORY. CURVES REPRESENT SINGLE STAGE AVERAGE PERFORMANCE BASED ON TEST OF MULTI-STAGE BOWL ASSEMBLY. EFFICIENCY CORRECTION APPLIES DIRECTLY TO EFFICIENCY (-) AND HEAD (x) FOR LESSER STAGES. ACTUAL DRIVER OPERATING SPEED SHOULD BE VERIFIED.

MODEL 5CSHC

(Effective July 17, 2019)

Vertical Turbine Pump



Model	5CSHC
RPM	1730
Freq Poles	60 Hz 4-pole
Pump Type	Submersible SST
EFFICIENCY CORRECTION	
1-STAGE	0.0
2-STAGE	0.0
3-STAGE	0.0
4-STAGE	0.0
Impeller Type	Enclosed
Ns	2230
Thrust K-Factor	1.30 lb/ft
Bowl OD	5.13 in
Bowl Lateral	0.25 in
Max PSI	850 psi
Thd Disch Size	4"

TURBINE OPERATIONS
 Lubbock, Texas

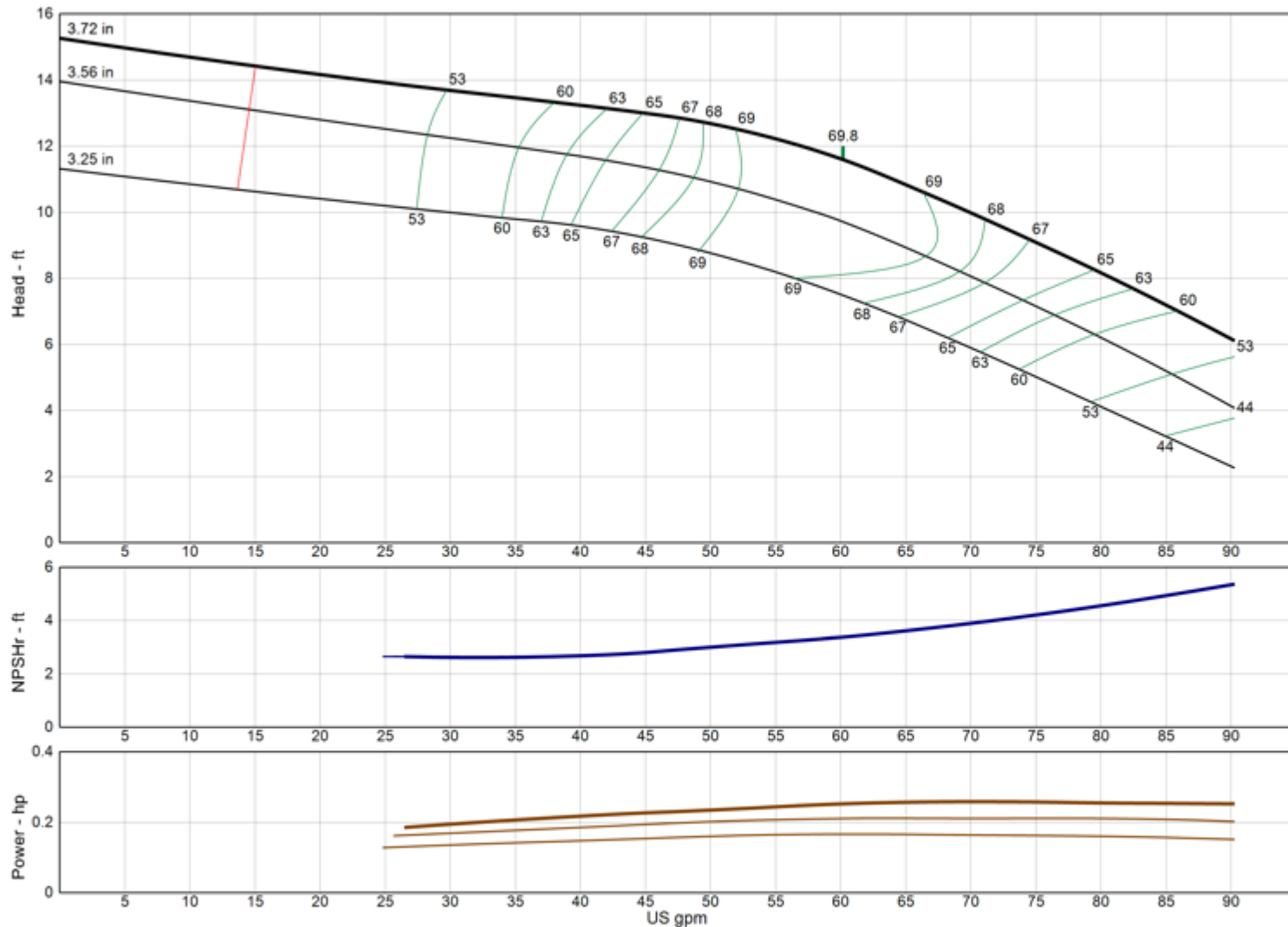
NOMINAL BOWL PERFORMANCE CURVE AND DATA BASED ON PUMPING CLEAR, NON-AERATED WATER AND USING STANDARD MATERIALS OF CONSTRUCTION. RATED POINT ONLY CAN BE GUARANTEED BY THE FACTORY. CURVES REPRESENT SINGLE STAGE AVERAGE PERFORMANCE BASED ON TEST OF MULTI-STAGE BOWL ASSEMBLY. EFFICIENCY CORRECTION APPLIES DIRECTLY TO EFFICIENCY (-) AND HEAD (x) FOR LESSER STAGES. ACTUAL DRIVER OPERATING SPEED SHOULD BE VERIFIED.



MODEL 5CSLC

(Effective July 17, 2019)

Vertical Turbine Pump



Model	5CSLC
RPM	1730
Freq Poles	60 Hz 4-pole
Pump Type	Submersible SST
EFFICIENCY CORRECTION	
1-STAGE	0.0
2-STAGE	0.0
3-STAGE	0.0
4-STAGE	0.0
Impeller Type	Enclosed
Ns	2135
Thrust K-Factor	1.40 lb/ft
Bowl OD	5.13 in
Bowl Lateral	0.25 in
Max PSI	850 psi
Thd Disch Size	4"

TURBINE OPERATIONS

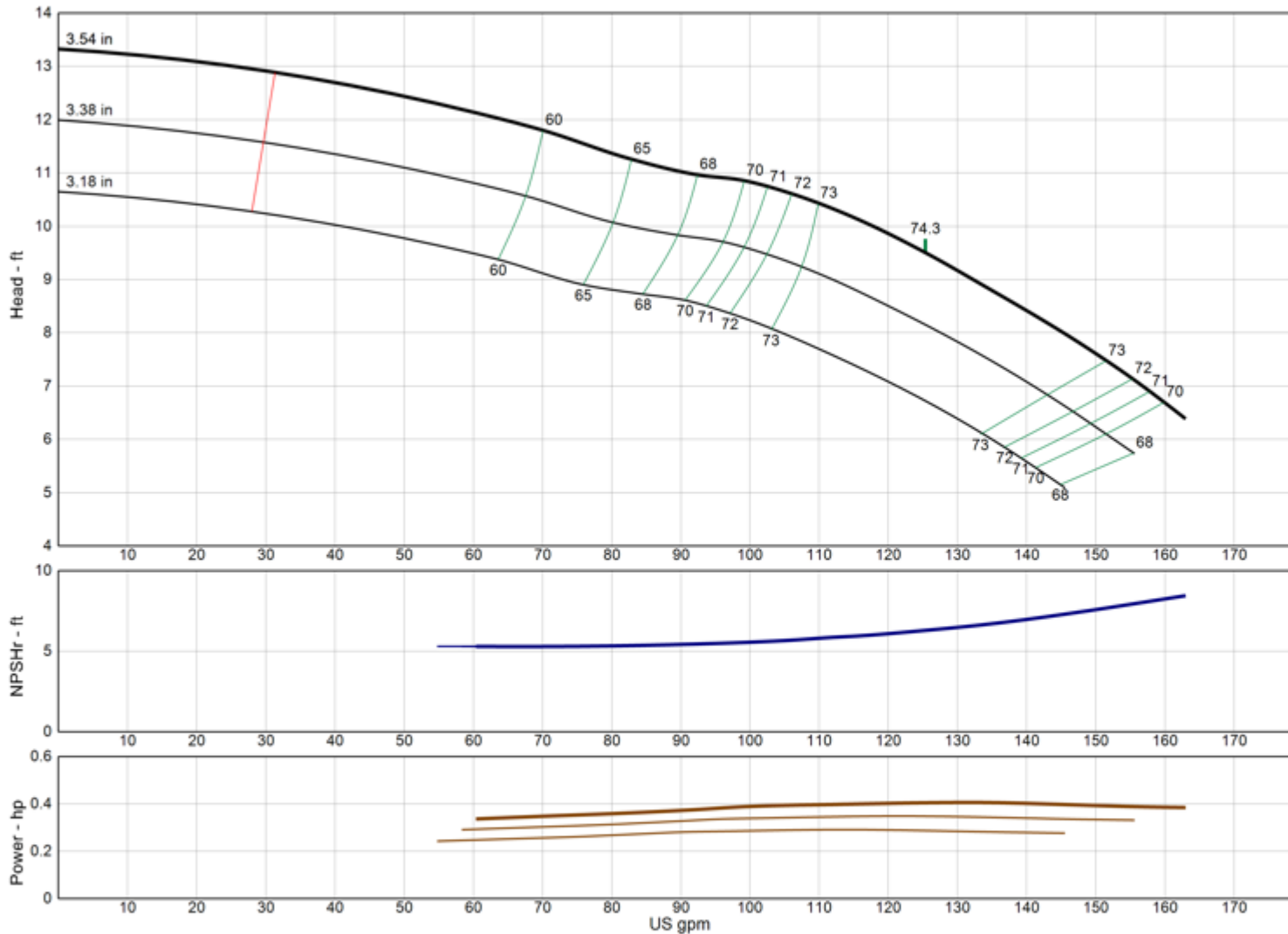
Lubbock, Texas

NOMINAL BOWL PERFORMANCE CURVE AND DATA BASED ON PUMPING CLEAR, NON-AERATED WATER AND USING STANDARD MATERIALS OF CONSTRUCTION. RATED POINT ONLY CAN BE GUARANTEED BY THE FACTORY. CURVES REPRESENT SINGLE STAGE AVERAGE PERFORMANCE BASED ON TEST OF MULTI-STAGE BOWL ASSEMBLY. EFFICIENCY CORRECTION APPLIES DIRECTLY TO EFFICIENCY (-) AND HEAD (x) FOR LESSER STAGES. ACTUAL DRIVER OPERATING SPEED SHOULD BE VERIFIED.

MODEL 5TSHC

(Effective July 17, 2019)

Vertical Turbine Pump



Model	5TSHC
RPM	1730
Freq Poles	60 Hz 4-pole
Pump Type	Submersible SST
EFFICIENCY CORRECTION	
1-STAGE	0.0
2-STAGE	0.0
3-STAGE	0.0
4-STAGE	0.0
Impeller Type	Enclosed
Ns	3580
Thrust K-Factor	2.36 lb/ft
Bowl OD	5.13 in
Bowl Lateral	0.25 in
Max PSI	1120 psi
Thd Disch Size	4"

TURBINE OPERATIONS

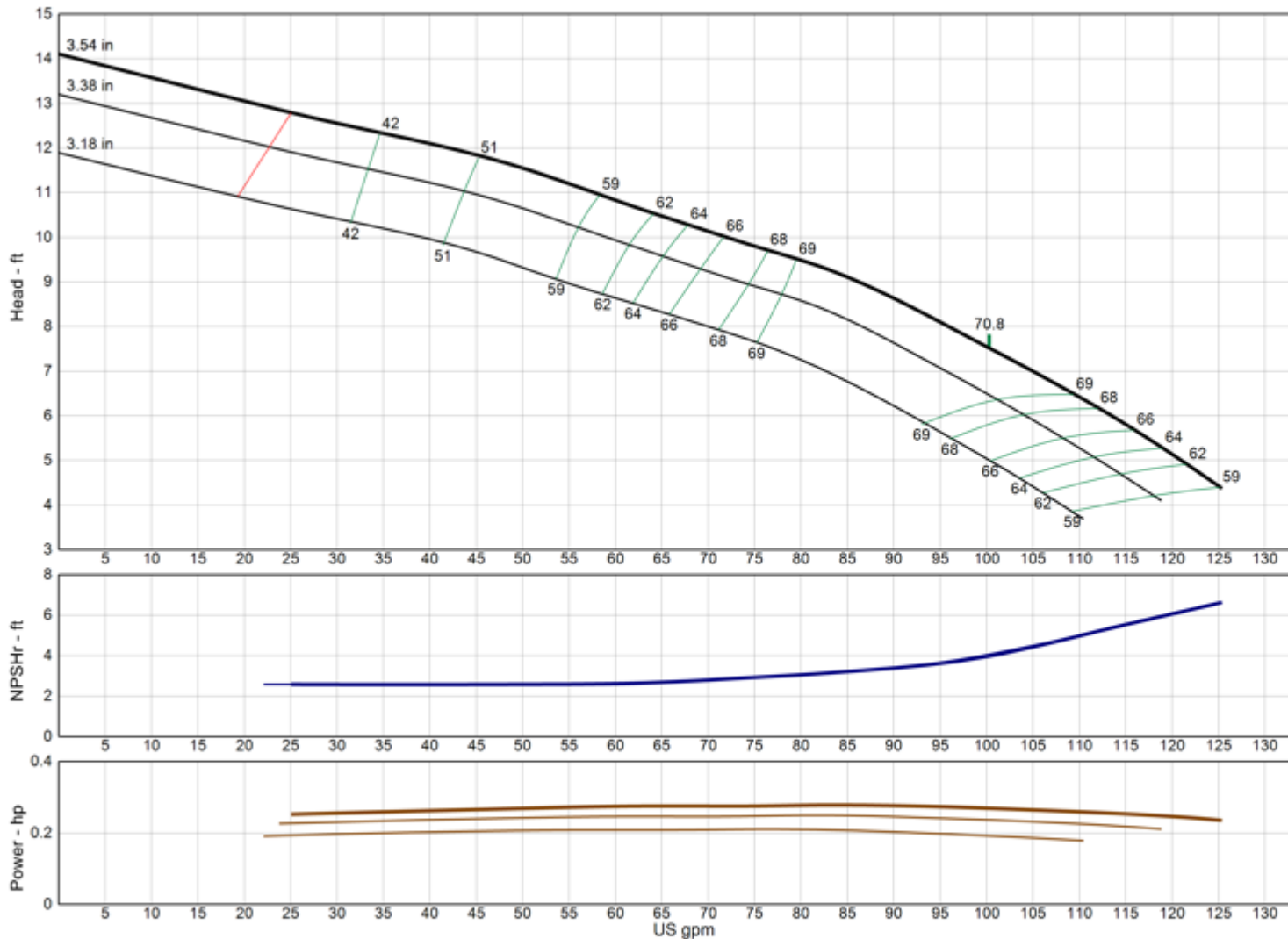
Lubbock, Texas

NOMINAL BOWL PERFORMANCE CURVE AND DATA BASED ON PUMPING CLEAR, NON-AERATED WATER AND USING STANDARD MATERIALS OF CONSTRUCTION. RATED POINT ONLY CAN BE GUARANTEED BY THE FACTORY. CURVES REPRESENT SINGLE STAGE AVERAGE PERFORMANCE BASED ON TEST OF MULTI-STAGE BOWL ASSEMBLY. EFFICIENCY CORRECTION APPLIES DIRECTLY TO EFFICIENCY (-) AND HEAD (x) FOR LESSER STAGES. ACTUAL DRIVER OPERATING SPEED SHOULD BE VERIFIED.

MODEL 5TSLC

(Effective July 17, 2019)

Vertical Turbine Pump



Model	5TSLC
RPM	1730
Freq Poles	60 Hz 4-pole
Pump Type	Submersible SST
EFFICIENCY CORRECTION	
1-STAGE	0.0
2-STAGE	0.0
3-STAGE	0.0
4-STAGE	0.0
Impeller Type	Enclosed
Ns	3815
Thrust K-Factor	2.36 lb/ft
Bowl OD	5.13 in
Bowl Lateral	0.25 in
Max PSI	1120 psi
Thd Disch Size	4"

TURBINE OPERATIONS
Lubbock, Texas

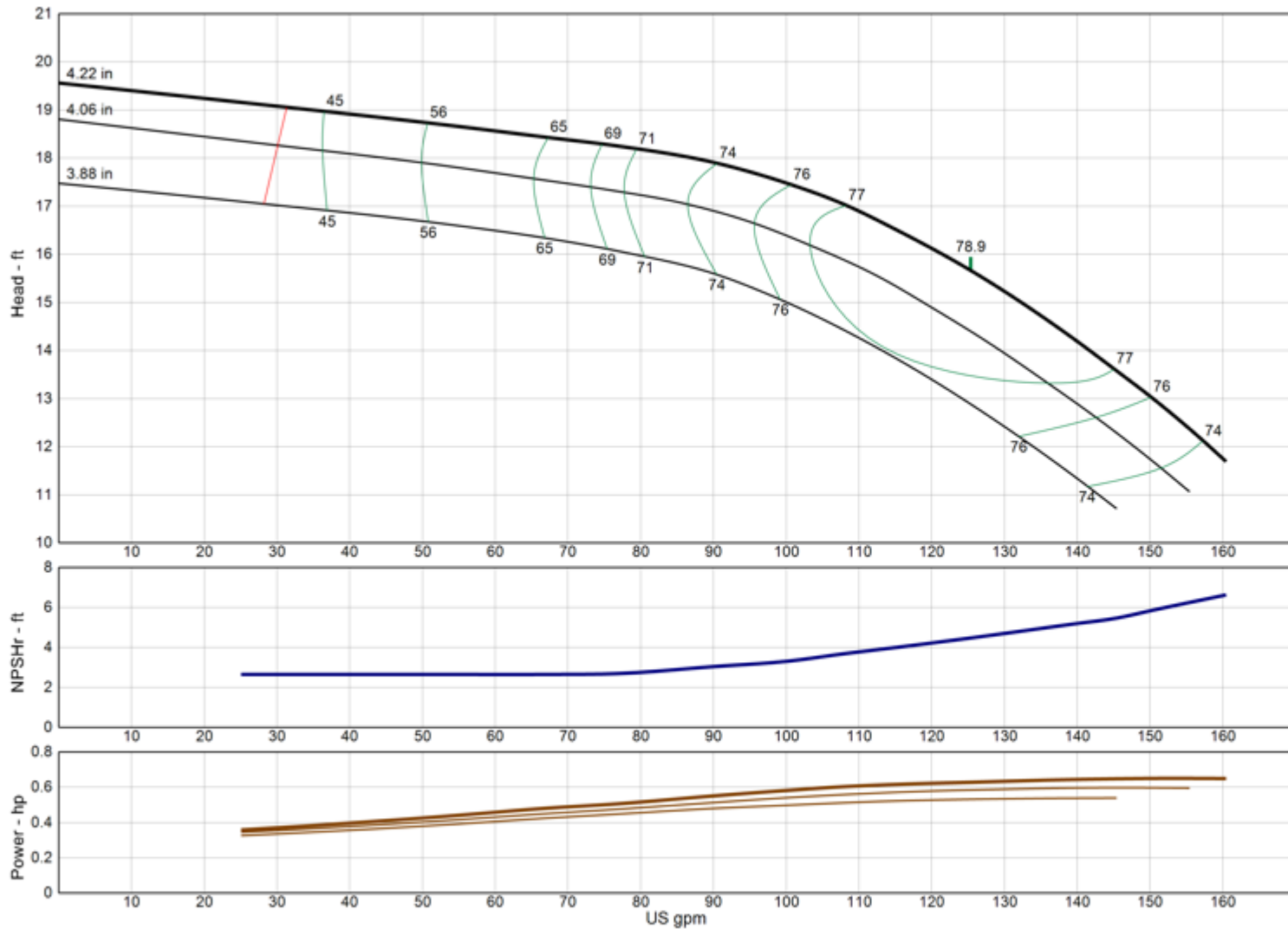
NOMINAL BOWL PERFORMANCE CURVE AND DATA BASED ON PUMPING CLEAR, NON-AERATED WATER AND USING STANDARD MATERIALS OF CONSTRUCTION. RATED POINT ONLY CAN BE GUARANTEED BY THE FACTORY. CURVES REPRESENT SINGLE STAGE AVERAGE PERFORMANCE BASED ON TEST OF MULTI-STAGE BOWL ASSEMBLY. EFFICIENCY CORRECTION APPLIES DIRECTLY TO EFFICIENCY (-) AND HEAD (x) FOR LESSER STAGES. ACTUAL DRIVER OPERATING SPEED SHOULD BE VERIFIED.



MODEL 6CSHC

(Effective July 17, 2019)

Vertical Turbine Pump



Model	6CSHC
RPM	1730
Freq Poles	60 Hz 4-pole
Pump Type	Submersible SST
EFFICIENCY CORRECTION	
1-STAGE	-3.0
2-STAGE	-2.0
3-STAGE	-0.5
4-STAGE	0.0
Impeller Type	Enclosed
Ns	2460
Thrust K-Factor	2.10 lb/ft
Bowl OD	5.88 in
Bowl Lateral	0.00 in
Max PSI	740 psi
Thd Disch Size	4"

TURBINE OPERATIONS

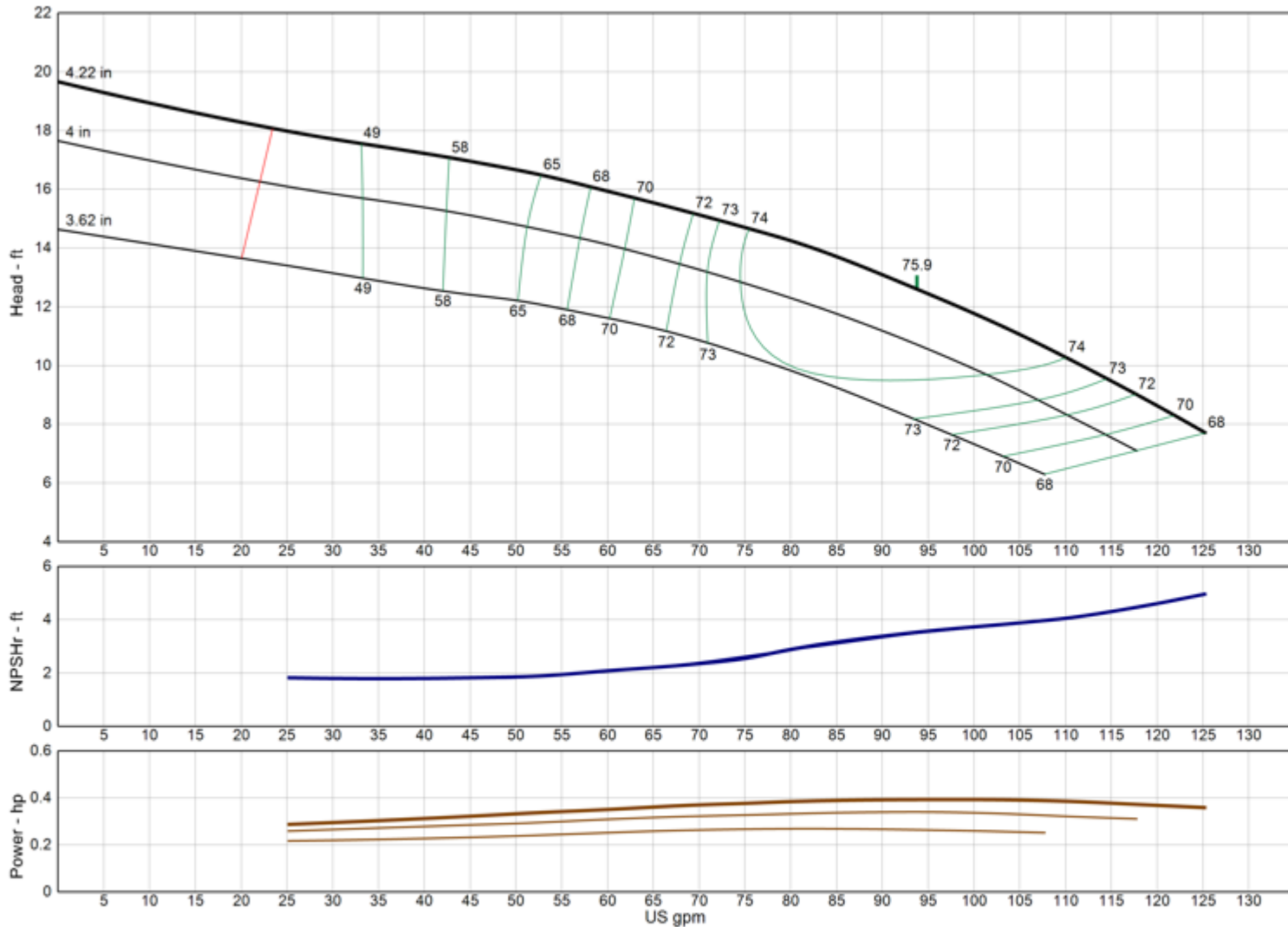
Lubbock, Texas

NOMINAL BOWL PERFORMANCE CURVE AND DATA BASED ON PUMPING CLEAR, NON-AERATED WATER AND USING STANDARD MATERIALS OF CONSTRUCTION. RATED POINT ONLY CAN BE GUARANTEED BY THE FACTORY. CURVES REPRESENT SINGLE STAGE AVERAGE PERFORMANCE BASED ON TEST OF MULTI-STAGE BOWL ASSEMBLY. EFFICIENCY CORRECTION APPLIES DIRECTLY TO EFFICIENCY (-) AND HEAD (x) FOR LESSER STAGES. ACTUAL DRIVER OPERATING SPEED SHOULD BE VERIFIED.

MODEL 6CSLC

(Effective July 17, 2019)

Vertical Turbine Pump



Model	6CSLC
RPM	1730
Freq Poles	60 Hz 4-pole
Pump Type	Submersible SST
EFFICIENCY CORRECTION	
1-STAGE	-3.0
2-STAGE	-2.0
3-STAGE	-0.5
4-STAGE	0.0
Impeller Type	Enclosed
Ns	2505
Thrust K-Factor	2.10 lb/ft
Bowl OD	5.88 in
Bowl Lateral	0.00 in
Max PSI	740 psi
Thd Disch Size	4"

TURBINE OPERATIONS

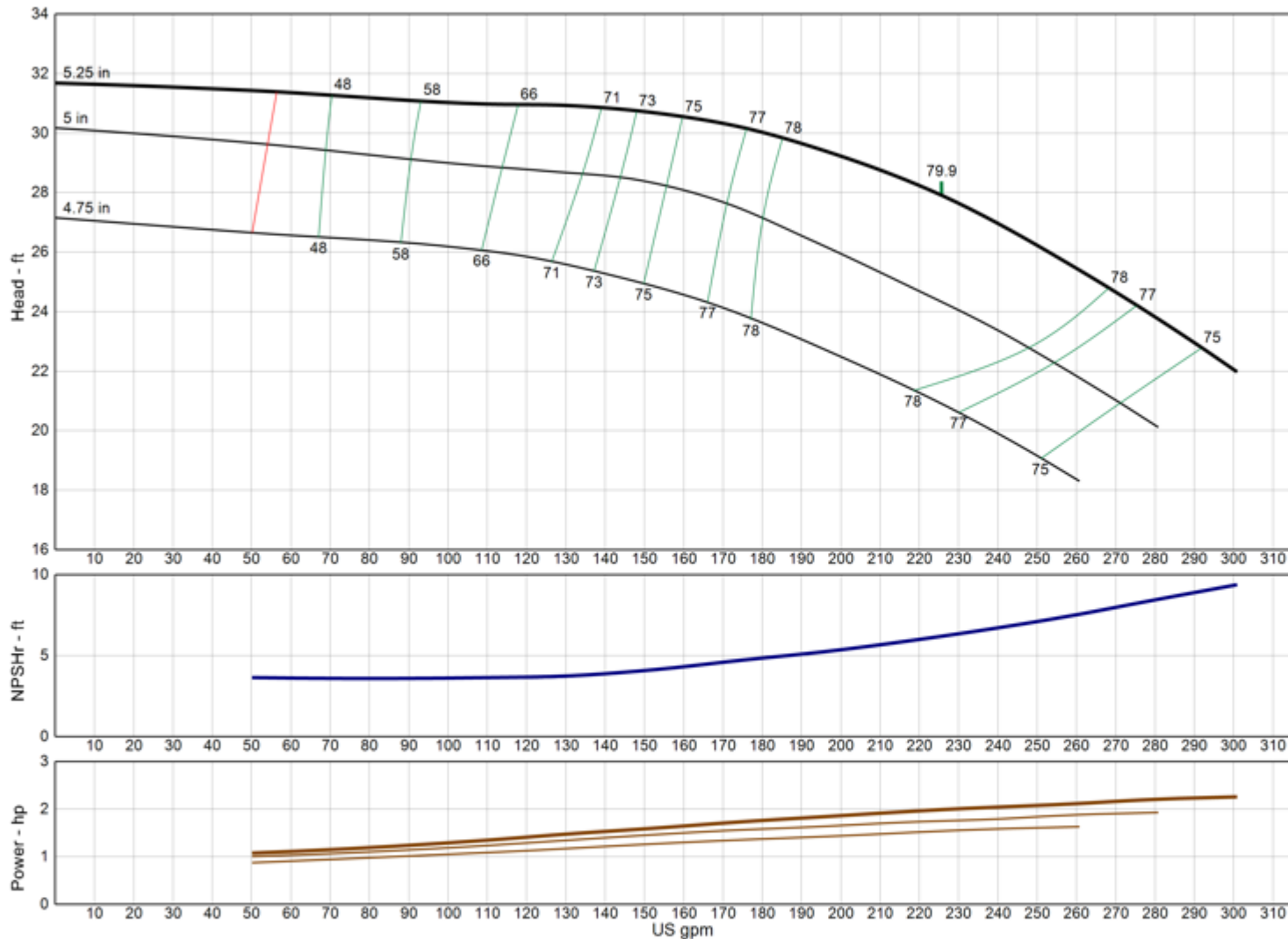
Lubbock, Texas

NOMINAL BOWL PERFORMANCE CURVE AND DATA BASED ON PUMPING CLEAR, NON-AERATED WATER AND USING STANDARD MATERIALS OF CONSTRUCTION. RATED POINT ONLY CAN BE GUARANTEED BY THE FACTORY. CURVES REPRESENT SINGLE STAGE AVERAGE PERFORMANCE BASED ON TEST OF MULTI-STAGE BOWL ASSEMBLY. EFFICIENCY CORRECTION APPLIES DIRECTLY TO EFFICIENCY (-) AND HEAD (x) FOR LESSER STAGES. ACTUAL DRIVER OPERATING SPEED SHOULD BE VERIFIED.

MODEL 7CSHC

(Effective July 17, 2019)

Vertical Turbine Pump



Model	7CSHC
RPM	1730
Freq Poles	60 Hz 4-pole
Pump Type	Submersible SST
EFFICIENCY CORRECTION	
1-STAGE	-3.0
2-STAGE	-1.0
3-STAGE	0.0
4-STAGE	0.0
Impeller Type	Enclosed
Ns	2140
Thrust K-Factor	3.50 lb/ft
Bowl OD	7.50 in
Bowl Lateral	0.00 in
Max PSI	770 psi
Thd Disch Size	4", 6"

TURBINE OPERATIONS

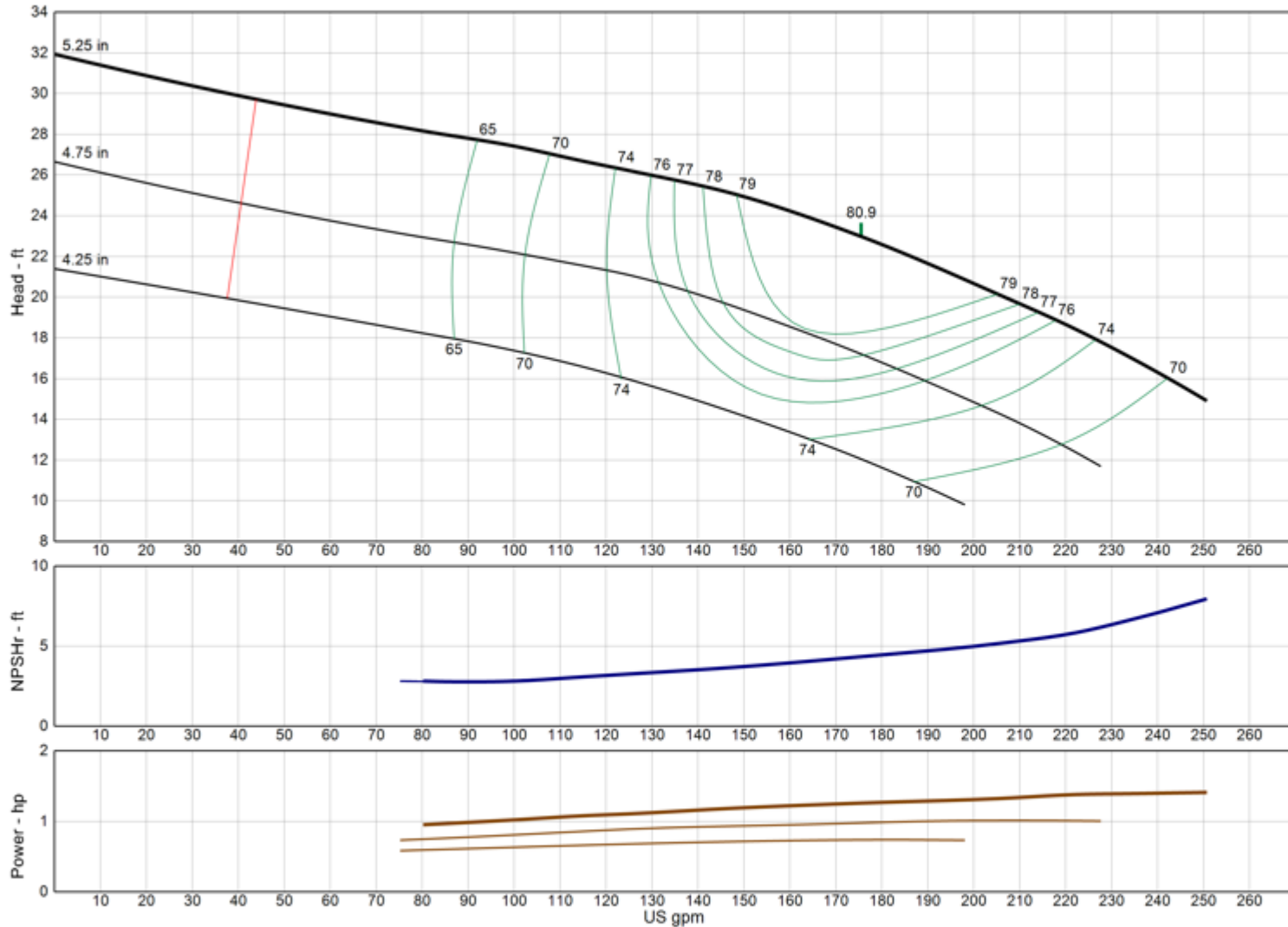
Lubbock, Texas

NOMINAL BOWL PERFORMANCE CURVE AND DATA BASED ON PUMPING CLEAR, NON-AERATED WATER AND USING STANDARD MATERIALS OF CONSTRUCTION. RATED POINT ONLY CAN BE GUARANTEED BY THE FACTORY. CURVES REPRESENT SINGLE STAGE AVERAGE PERFORMANCE BASED ON TEST OF MULTI-STAGE BOWL ASSEMBLY. EFFICIENCY CORRECTION APPLIES DIRECTLY TO EFFICIENCY (-) AND HEAD (x) FOR LESSER STAGES. ACTUAL DRIVER OPERATING SPEED SHOULD BE VERIFIED.

MODEL 7CSLC

(Effective July 17, 2019)

Vertical Turbine Pump



Model	7CSLC
RPM	1730
Freq Poles	60 Hz 4-pole
Pump Type	Submersible SST
EFFICIENCY CORRECTION	
1-STAGE	-3.0
2-STAGE	-1.0
3-STAGE	0.0
4-STAGE	0.0
Impeller Type	Enclosed
Ns	2185
Thrust K-Factor	3.50 lb/ft
Bowl OD	7.50 in
Bowl Lateral	0.00 in
Max PSI	770 psi
Thd Disch Size	4", 6"

TURBINE OPERATIONS

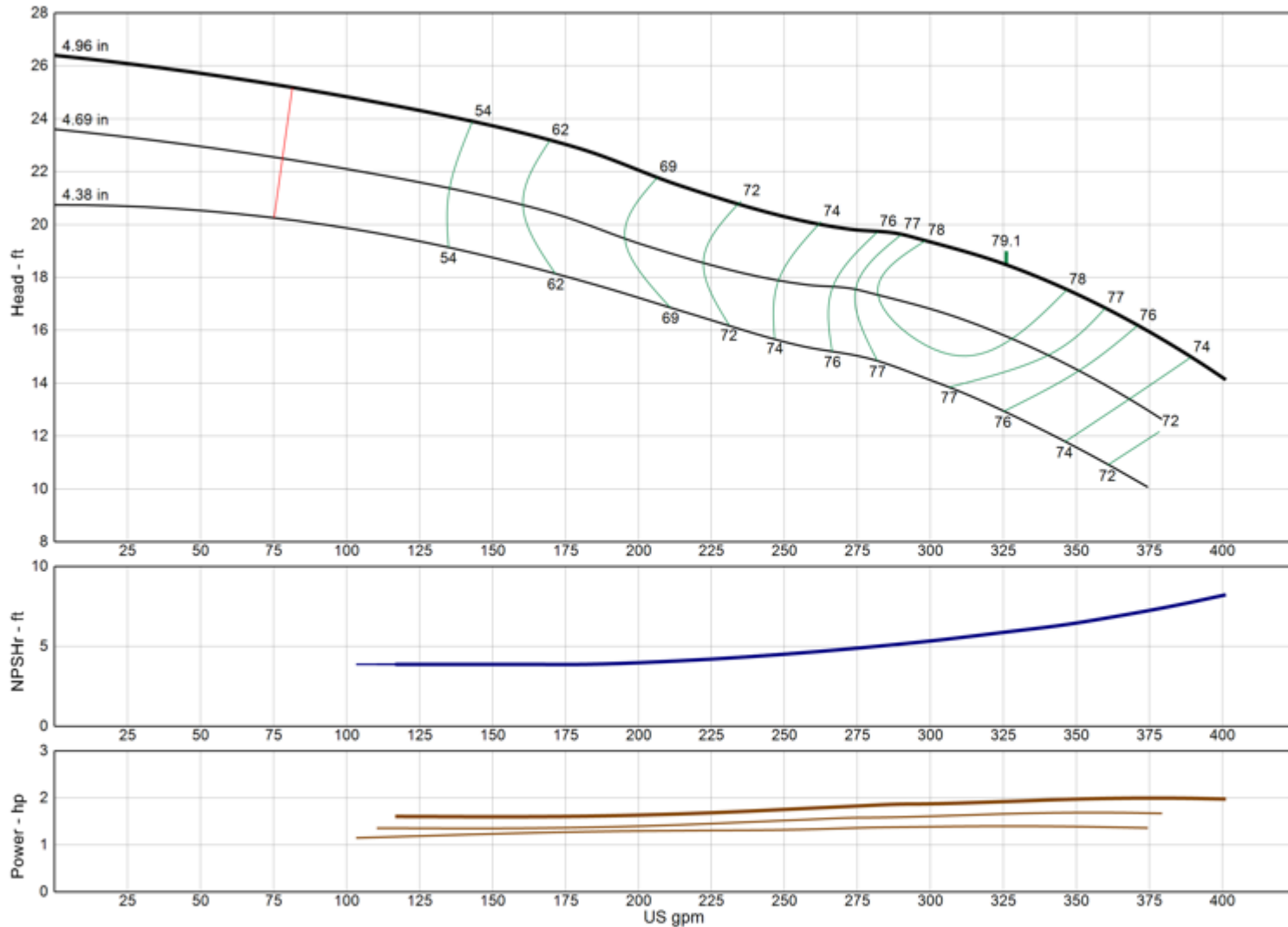
Lubbock, Texas

NOMINAL BOWL PERFORMANCE CURVE AND DATA BASED ON PUMPING CLEAR, NON-AERATED WATER AND USING STANDARD MATERIALS OF CONSTRUCTION. RATED POINT ONLY CAN BE GUARANTEED BY THE FACTORY. CURVES REPRESENT SINGLE STAGE AVERAGE PERFORMANCE BASED ON TEST OF MULTI-STAGE BOWL ASSEMBLY. EFFICIENCY CORRECTION APPLIES DIRECTLY TO EFFICIENCY (-) AND HEAD (x) FOR LESSER STAGES. ACTUAL DRIVER OPERATING SPEED SHOULD BE VERIFIED.

MODEL 7TSHC

(Effective July 17, 2019)

Vertical Turbine Pump



Model	7TSHC
RPM	1730
Freq Poles	60 Hz 4-pole
Pump Type	Submersible SST
EFFICIENCY CORRECTION	
1-STAGE	0.0
2-STAGE	0.0
3-STAGE	0.0
4-STAGE	0.0
Impeller Type	Enclosed
Ns	3505
Thrust K-Factor	4.56 lb/ft
Bowl OD	7.50 in
Bowl Lateral	0.00 in
Max PSI	800 psi
Thd Disch Size	4", 6"

TURBINE OPERATIONS

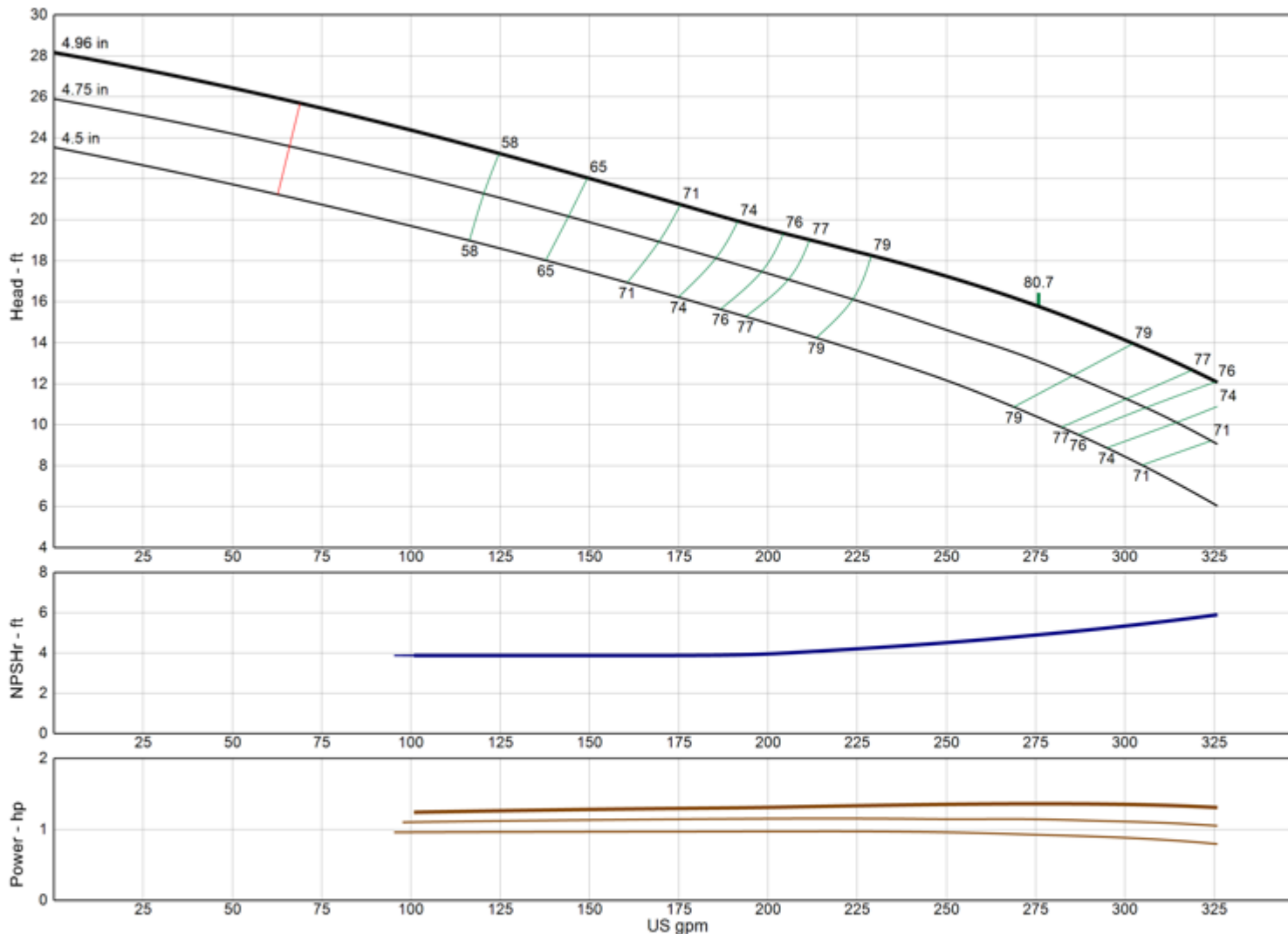
Lubbock, Texas

NOMINAL BOWL PERFORMANCE CURVE AND DATA BASED ON PUMPING CLEAR, NON-AERATED WATER AND USING STANDARD MATERIALS OF CONSTRUCTION. RATED POINT ONLY CAN BE GUARANTEED BY THE FACTORY. CURVES REPRESENT SINGLE STAGE AVERAGE PERFORMANCE BASED ON TEST OF MULTI-STAGE BOWL ASSEMBLY. EFFICIENCY CORRECTION APPLIES DIRECTLY TO EFFICIENCY (-) AND HEAD (x) FOR LESSER STAGES. ACTUAL DRIVER OPERATING SPEED SHOULD BE VERIFIED.

MODEL 7TSLC

(Effective July 17, 2019)

Vertical Turbine Pump



Model	7TSLC
RPM	1730
Freq Poles	60 Hz 4-pole
Pump Type	Submersible SST
EFFICIENCY CORRECTION	
1-STAGE	0.0
2-STAGE	0.0
3-STAGE	0.0
4-STAGE	0.0
Impeller Type	Enclosed
Ns	3630
Thrust K-Factor	4.50 lb/ft
Bowl OD	7.50 in
Bowl Lateral	0.00 in
Max PSI	800 psi
Thd Disch Size	4", 6"

TURBINE OPERATIONS

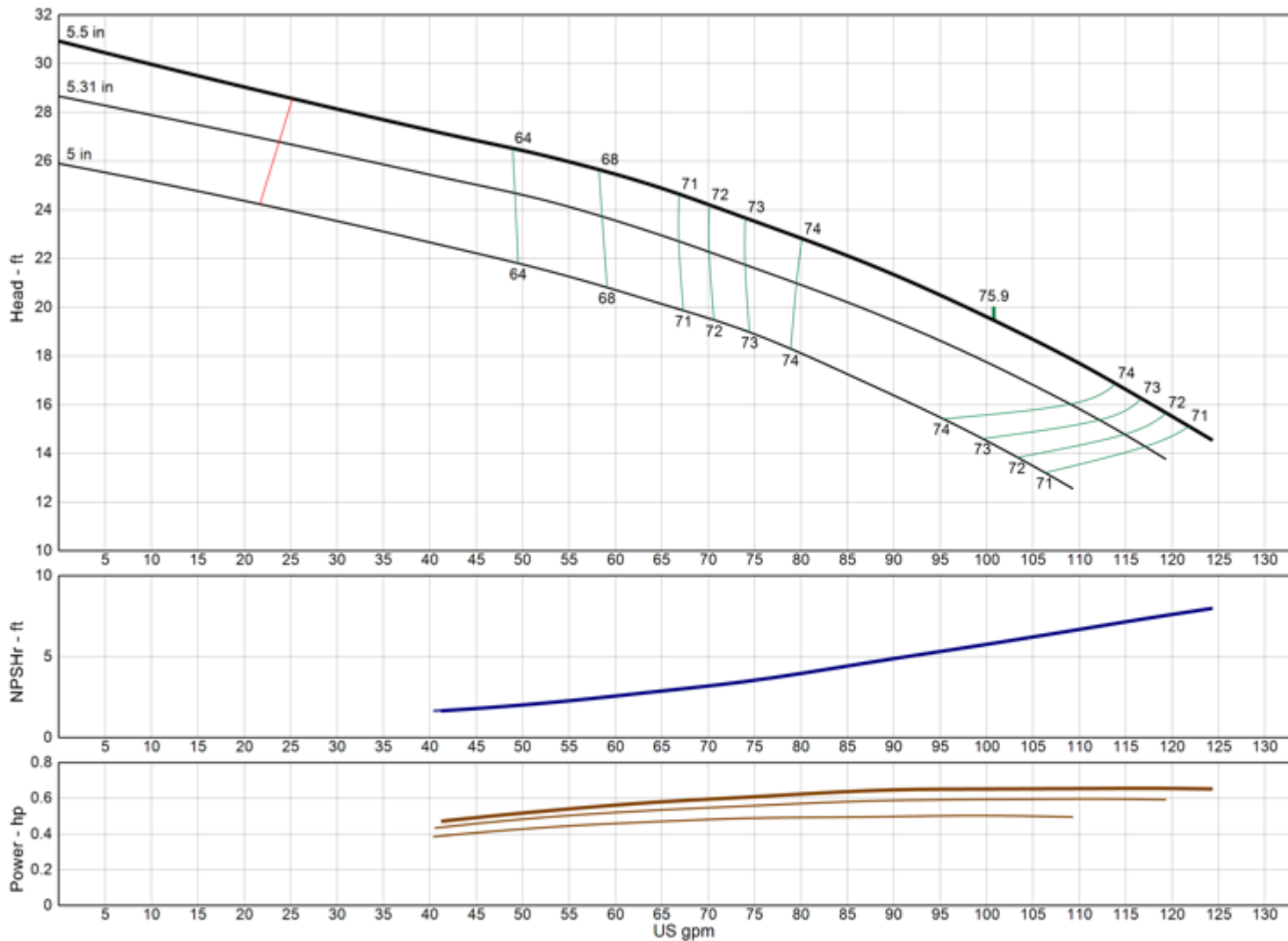
Lubbock, Texas

NOMINAL BOWL PERFORMANCE CURVE AND DATA BASED ON PUMPING CLEAR, NON-AERATED WATER AND USING STANDARD MATERIALS OF CONSTRUCTION. RATED POINT ONLY CAN BE GUARANTEED BY THE FACTORY. CURVES REPRESENT SINGLE STAGE AVERAGE PERFORMANCE BASED ON TEST OF MULTI-STAGE BOWL ASSEMBLY. EFFICIENCY CORRECTION APPLIES DIRECTLY TO EFFICIENCY (-) AND HEAD (x) FOR LESSER STAGES. ACTUAL DRIVER OPERATING SPEED SHOULD BE VERIFIED.

MODEL 7WSEL

(Effective July 17, 2019)

Vertical Turbine Pump



Model	7WSEL
RPM	1730
Freq Poles	60 Hz 4-pole
Pump Type	Submersible SST
EFFICIENCY CORRECTION	
1-STAGE	-2.0
2-STAGE	-1.0
3-STAGE	-0.5
4-STAGE	0.0
Impeller Type	Enclosed
Ns	1875
Thrust K-Factor	2.63 lb/ft
Bowl OD	7.13 in
Bowl Lateral	0.00 in
Max PSI	770 psi
Thd Disch Size	4", 6"

TURBINE OPERATIONS

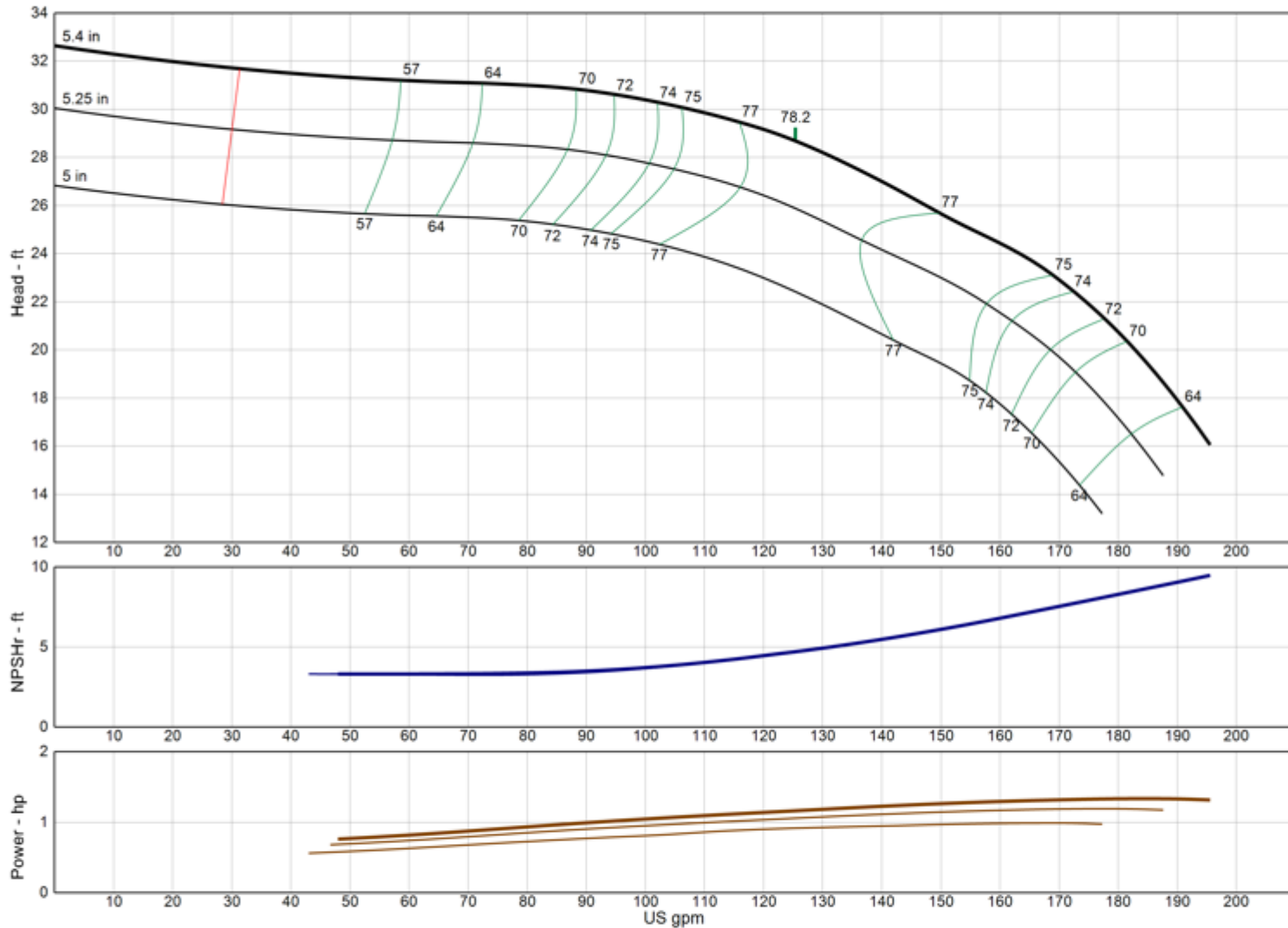
Lubbock, Texas

NOMINAL BOWL PERFORMANCE CURVE AND DATA BASED ON PUMPING CLEAR, NON-AERATED WATER AND USING STANDARD MATERIALS OF CONSTRUCTION. RATED POINT ONLY CAN BE GUARANTEED BY THE FACTORY. CURVES REPRESENT SINGLE STAGE AVERAGE PERFORMANCE BASED ON TEST OF MULTI-STAGE BOWL ASSEMBLY. EFFICIENCY CORRECTION APPLIES DIRECTLY TO EFFICIENCY (-) AND HEAD (x) FOR LESSER STAGES. ACTUAL DRIVER OPERATING SPEED SHOULD BE VERIFIED.

MODEL 7WSHC

(Effective July 17, 2019)

Vertical Turbine Pump



Model	7WSHC
RPM	1730
Freq Poles	60 Hz 4-pole
Pump Type	Submersible SST
EFFICIENCY CORRECTION	
1-STAGE	0.0
2-STAGE	0.0
3-STAGE	0.0
4-STAGE	0.0
Impeller Type	Enclosed
Ns	1565
Thrust K-Factor	2.63 lb/ft
Bowl OD	7.13 in
Bowl Lateral	0.50 in
Max PSI	770 psi
Thd Disch Size	4", 6"

TURBINE OPERATIONS

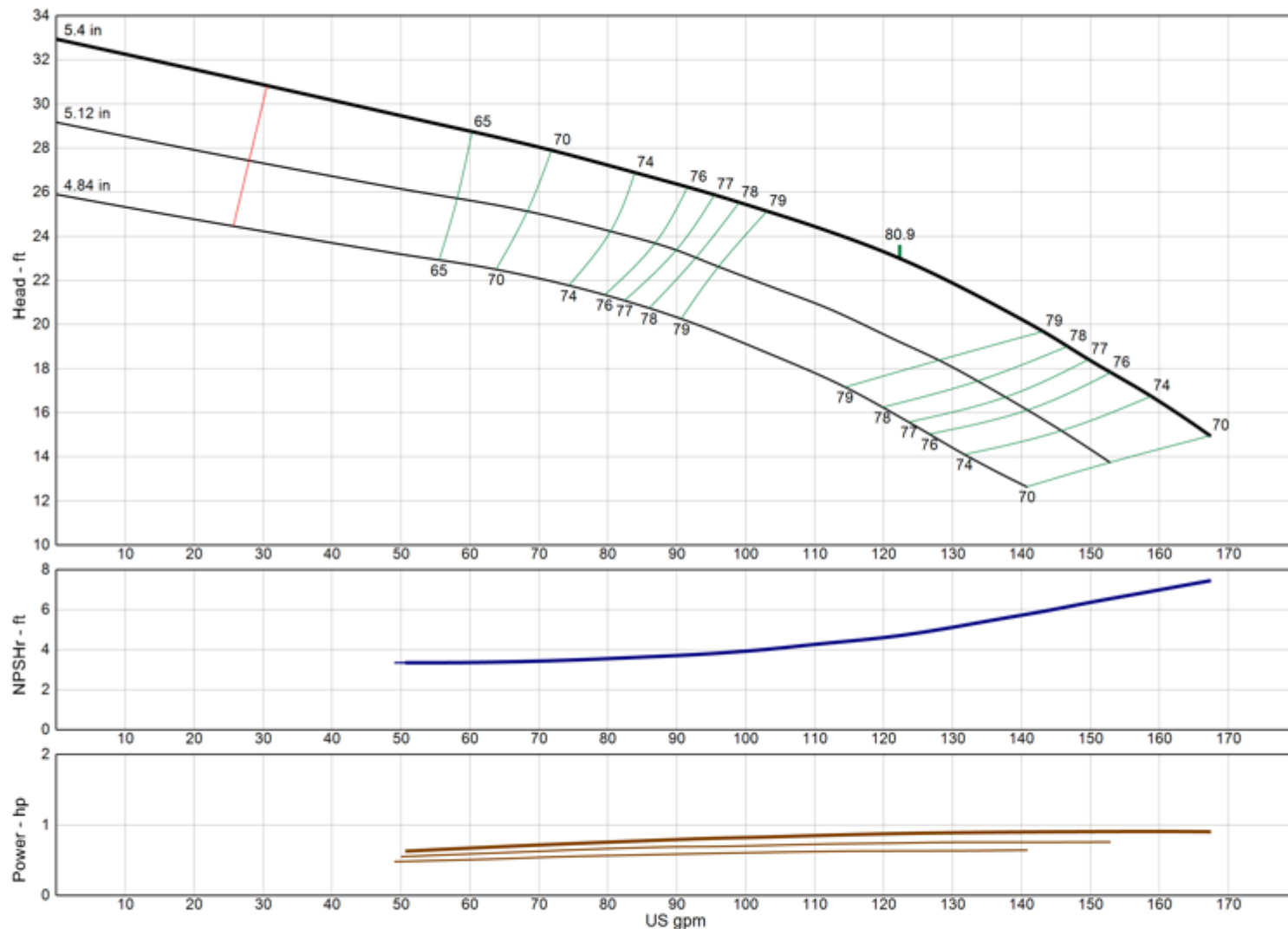
Lubbock, Texas

NOMINAL BOWL PERFORMANCE CURVE AND DATA BASED ON PUMPING CLEAR, NON-AERATED WATER AND USING STANDARD MATERIALS OF CONSTRUCTION. RATED POINT ONLY CAN BE GUARANTEED BY THE FACTORY. CURVES REPRESENT SINGLE STAGE AVERAGE PERFORMANCE BASED ON TEST OF MULTI-STAGE BOWL ASSEMBLY. EFFICIENCY CORRECTION APPLIES DIRECTLY TO EFFICIENCY (-) AND HEAD (x) FOR LESSER STAGES. ACTUAL DRIVER OPERATING SPEED SHOULD BE VERIFIED.

MODEL 7WSLC

(Effective July 17, 2019)

Vertical Turbine Pump



Model	7WSLC
RPM	1730
Freq Poles	60 Hz 4-pole
Pump Type	Submersible SST
EFFICIENCY CORRECTION	
1-STAGE	-2.0
2-STAGE	-1.0
3-STAGE	-0.5
4-STAGE	0.0
Impeller Type	Enclosed
Ns	1820
Thrust K-Factor	2.63 lb/ft
Bowl OD	7.13 in
Bowl Lateral	0.00 in
Max PSI	770 psi
Thd Disch Size	4", 6"

TURBINE OPERATIONS

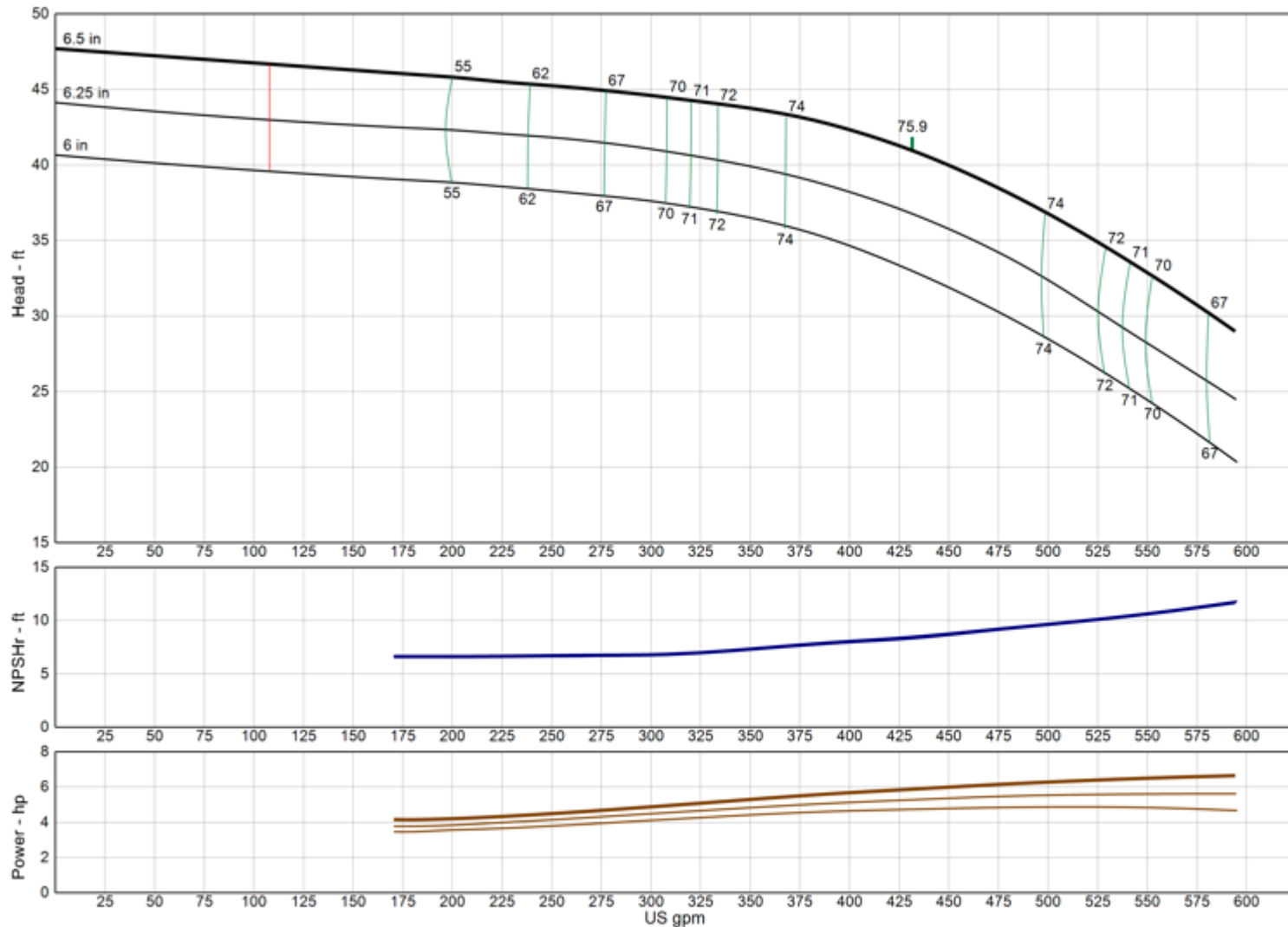
Lubbock, Texas

NOMINAL BOWL PERFORMANCE CURVE AND DATA BASED ON PUMPING CLEAR, NON-AERATED WATER AND USING STANDARD MATERIALS OF CONSTRUCTION. RATED POINT ONLY CAN BE GUARANTEED BY THE FACTORY. CURVES REPRESENT SINGLE STAGE AVERAGE PERFORMANCE BASED ON TEST OF MULTI-STAGE BOWL ASSEMBLY. EFFICIENCY CORRECTION APPLIES DIRECTLY TO EFFICIENCY (-) AND HEAD (x) FOR LESSER STAGES. ACTUAL DRIVER OPERATING SPEED SHOULD BE VERIFIED.

MODEL 9CNHC

(Effective July 17, 2019)

Vertical Turbine Pump



Model	9CNHC
RPM	1730
Freq Poles	60 Hz 4-pole
Pump Type	Submersible SST
EFFICIENCY CORRECTION	
1-STAGE	0.0
2-STAGE	0.0
3-STAGE	0.0
4-STAGE	0.0
Impeller Type	Enclosed
Ns	2220
Thrust K-Factor	3.10 lb/ft
Bowl OD	9.50 in
Bowl Lateral	0.00 in
Max PSI	880 psi
Thd Disch Size	6", 8"

TURBINE OPERATIONS

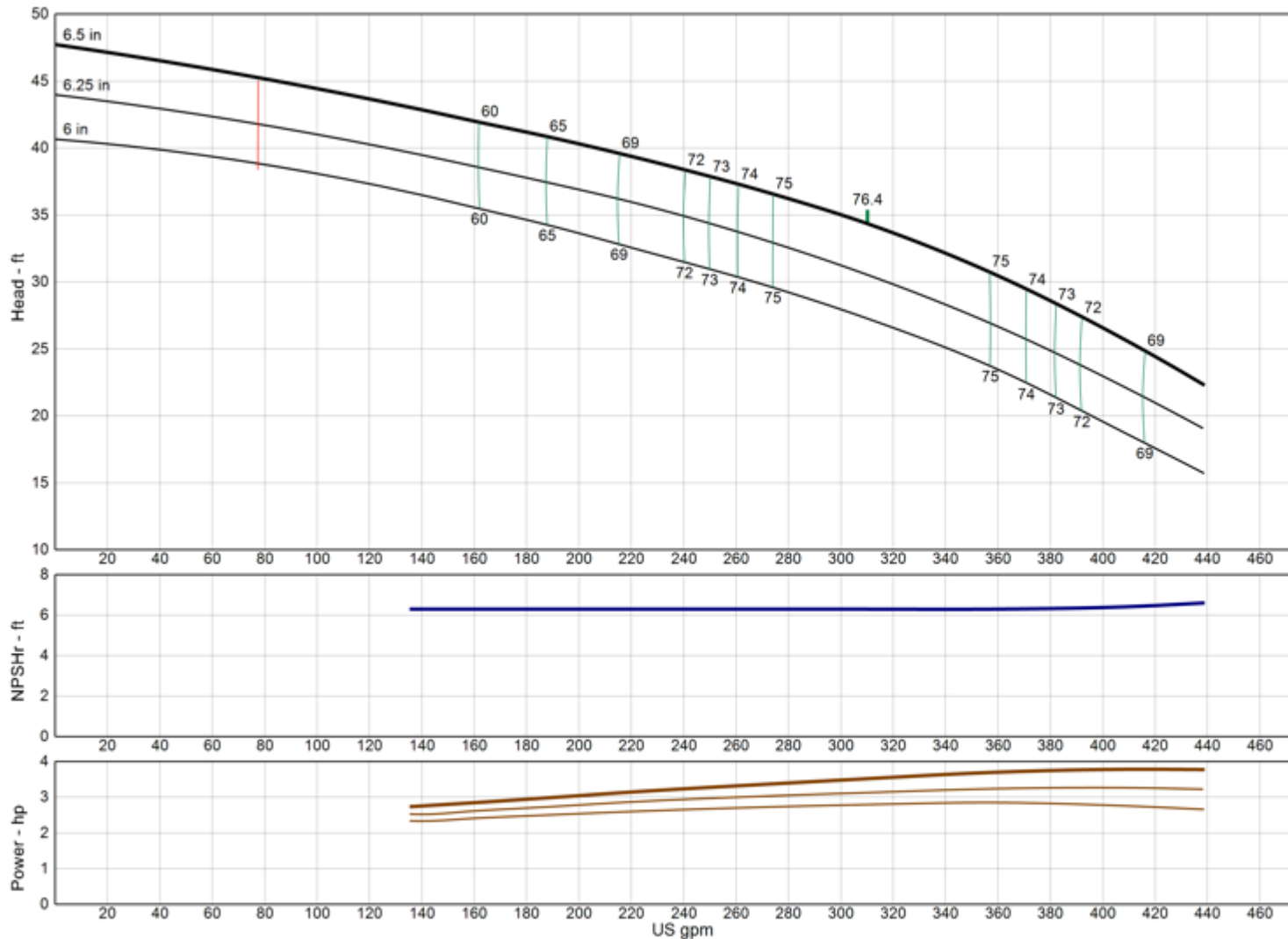
Lubbock, Texas

NOMINAL BOWL PERFORMANCE CURVE AND DATA BASED ON PUMPING CLEAR, NON-AERATED WATER AND USING STANDARD MATERIALS OF CONSTRUCTION. RATED POINT ONLY CAN BE GUARANTEED BY THE FACTORY. CURVES REPRESENT SINGLE STAGE AVERAGE PERFORMANCE BASED ON TEST OF MULTI-STAGE BOWL ASSEMBLY. EFFICIENCY CORRECTION APPLIES DIRECTLY TO EFFICIENCY (-) AND HEAD (x) FOR LESSER STAGES. ACTUAL DRIVER OPERATING SPEED SHOULD BE VERIFIED.

MODEL 9CNLC

(Effective July 17, 2019)

Vertical Turbine Pump



Model	9CNLC
RPM	1730
Freq Poles	60 Hz 4-pole
Pump Type	Submersible SST
EFFICIENCY CORRECTION	
1-STAGE	0.0
2-STAGE	0.0
3-STAGE	0.0
4-STAGE	0.0
Impeller Type	Enclosed
Ns	2150
Thrust K-Factor	4.90 lb/ft
Bowl OD	9.50 in
Bowl Lateral	0.00 in
Max PSI	880 psi
Thd Disch Size	6", 8"

TURBINE OPERATIONS

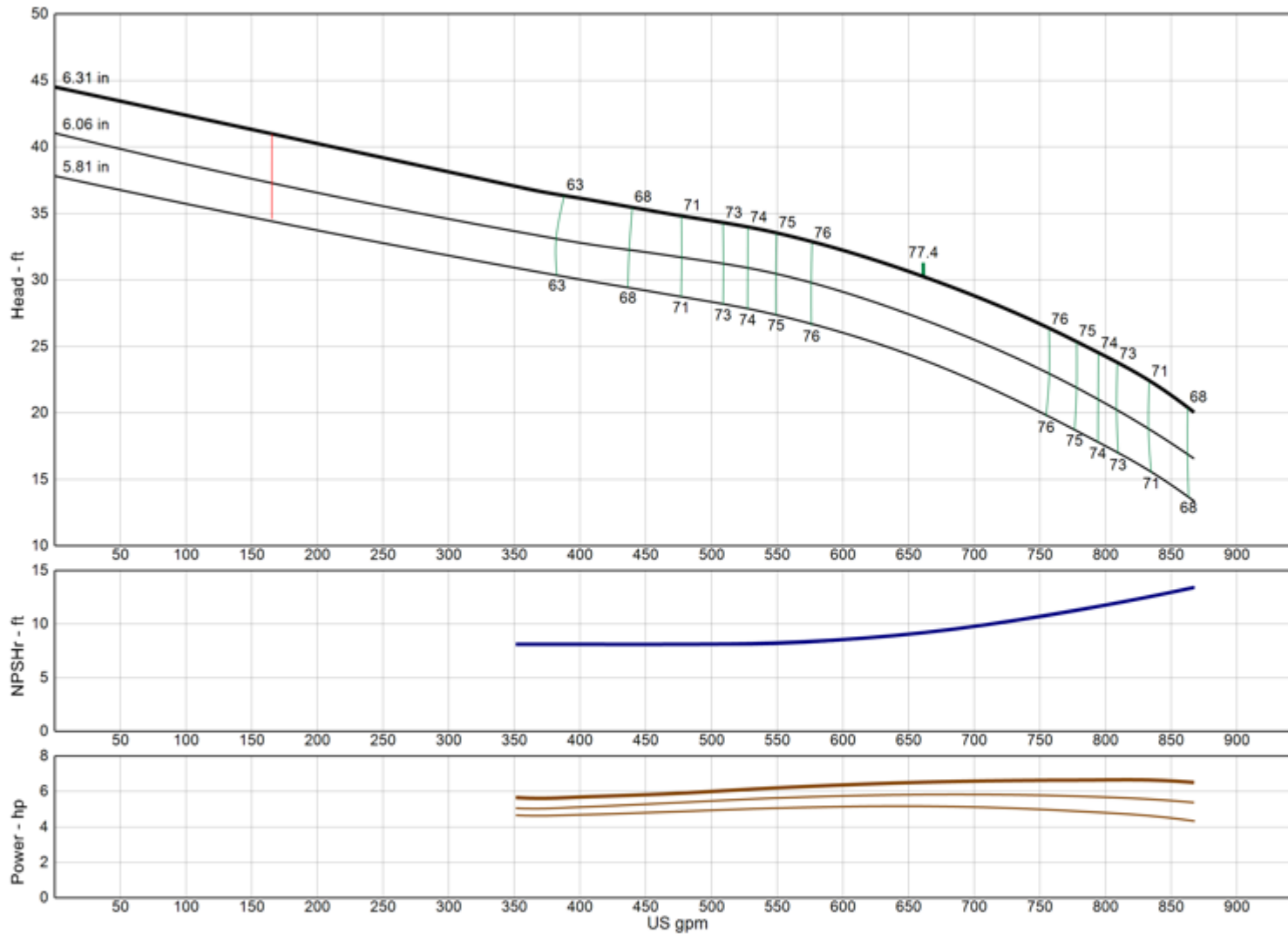
Lubbock, Texas

NOMINAL BOWL PERFORMANCE CURVE AND DATA BASED ON PUMPING CLEAR, NON-AERATED WATER AND USING STANDARD MATERIALS OF CONSTRUCTION. RATED POINT ONLY CAN BE GUARANTEED BY THE FACTORY. CURVES REPRESENT SINGLE STAGE AVERAGE PERFORMANCE BASED ON TEST OF MULTI-STAGE BOWL ASSEMBLY. EFFICIENCY CORRECTION APPLIES DIRECTLY TO EFFICIENCY (-) AND HEAD (x) FOR LESSER STAGES. ACTUAL DRIVER OPERATING SPEED SHOULD BE VERIFIED.

MODEL 9TNHC

(Effective July 17, 2019)

Vertical Turbine Pump



Model	9TNHC
RPM	1730
Freq Poles	60 Hz 4-pole
Pump Type	Submersible SST
EFFICIENCY CORRECTION	
1-STAGE	-2.0
2-STAGE	-0.5
3-STAGE	0.0
4-STAGE	0.0
Impeller Type	Enclosed
Ns	3550
Thrust K-Factor	9.00 lb/ft
Bowl OD	9.50 in
Bowl Lateral	0.00 in
Max PSI	890 psi
Thd Disch Size	6", 8"

TURBINE OPERATIONS

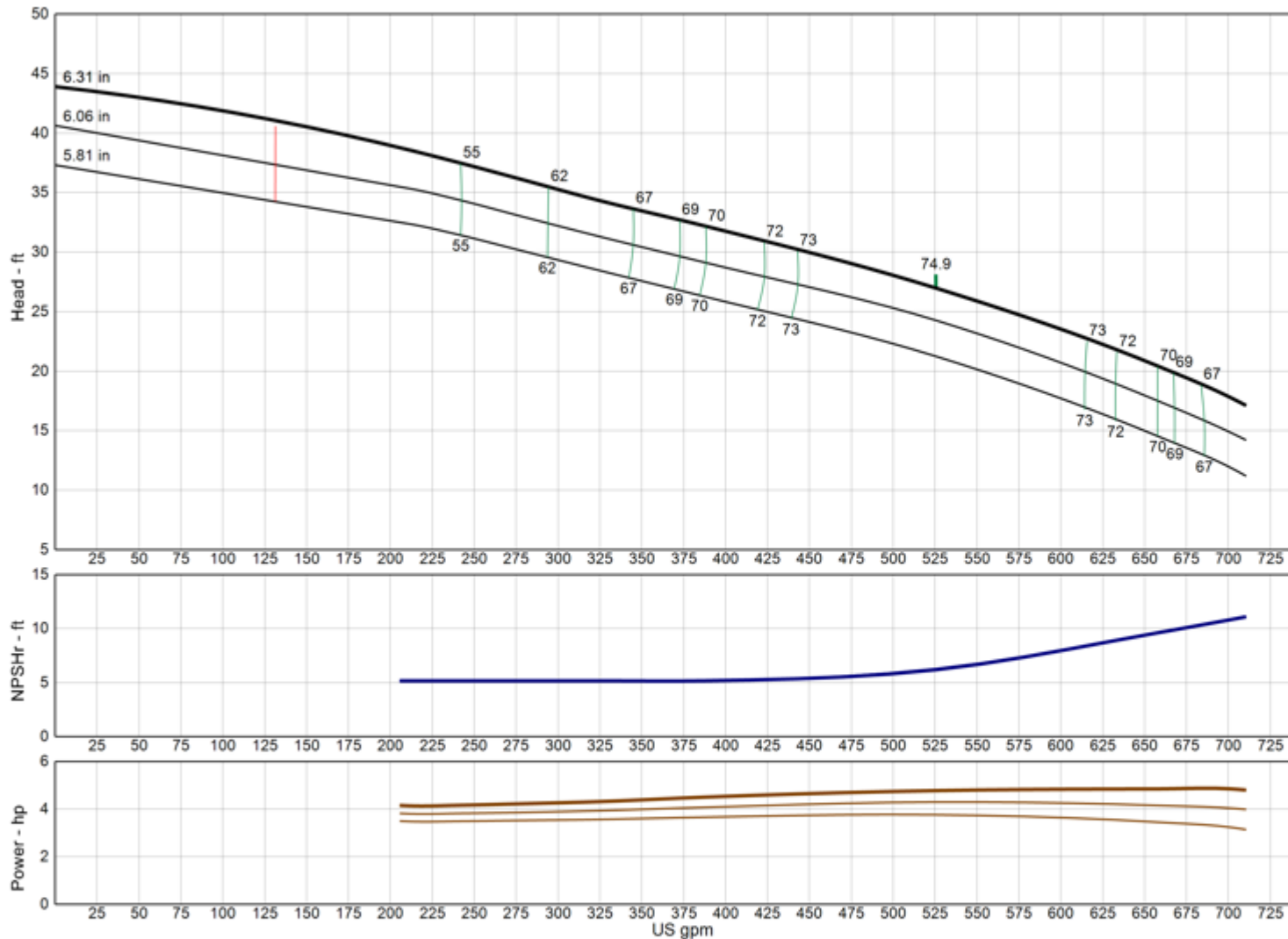
Lubbock, Texas

NOMINAL BOWL PERFORMANCE CURVE AND DATA BASED ON PUMPING CLEAR, NON-AERATED WATER AND USING STANDARD MATERIALS OF CONSTRUCTION. RATED POINT ONLY CAN BE GUARANTEED BY THE FACTORY. CURVES REPRESENT SINGLE STAGE AVERAGE PERFORMANCE BASED ON TEST OF MULTI-STAGE BOWL ASSEMBLY. EFFICIENCY CORRECTION APPLIES DIRECTLY TO EFFICIENCY (-) AND HEAD (x) FOR LESSER STAGES. ACTUAL DRIVER OPERATING SPEED SHOULD BE VERIFIED.

MODEL 9TNLC

(Effective July 17, 2019)

Vertical Turbine Pump



Model	9TNLC
RPM	1730
Freq Poles	60 Hz 4-pole
Pump Type	Submersible SST
EFFICIENCY CORRECTION	
1-STAGE	-2.0
2-STAGE	-0.5
3-STAGE	0.0
4-STAGE	0.0
Impeller Type	Enclosed
Ns	3350
Thrust K-Factor	9.00 lb/ft
Bowl OD	9.50 in
Bowl Lateral	0.00 in
Max PSI	890 psi
Thd Disch Size	6", 8"

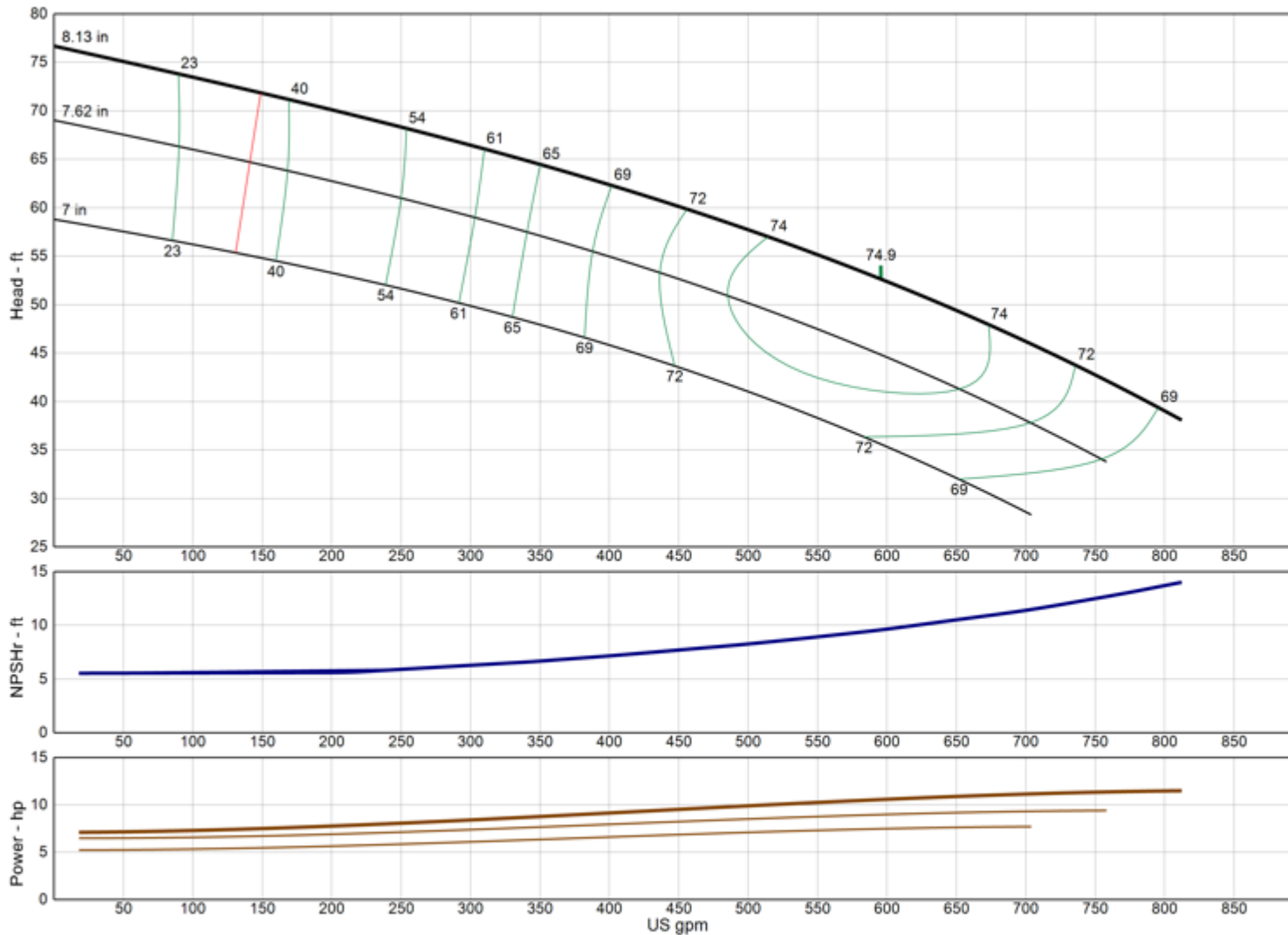
TURBINE OPERATIONS
Lubbock, Texas

NOMINAL BOWL PERFORMANCE CURVE AND DATA BASED ON PUMPING CLEAR, NON-AERATED WATER AND USING STANDARD MATERIALS OF CONSTRUCTION. RATED POINT ONLY CAN BE GUARANTEED BY THE FACTORY. CURVES REPRESENT SINGLE STAGE AVERAGE PERFORMANCE BASED ON TEST OF MULTI-STAGE BOWL ASSEMBLY. EFFICIENCY CORRECTION APPLIES DIRECTLY TO EFFICIENCY (-) AND HEAD (x) FOR LESSER STAGES. ACTUAL DRIVER OPERATING SPEED SHOULD BE VERIFIED.

MODEL 11CSLC

(Effective December 18, 2019)

Vertical Turbine Pump



Model	11CSLC
RPM	1730
Freq Poles	60 Hz 4-pole
Pump Type	Submersible SST
EFFICIENCY CORRECTION	
1-STAGE	0.0
2-STAGE	0.0
3-STAGE	0.0
4-STAGE	0.0
Impeller Type	Enclosed
Ns	2160
Thrust K-Factor	7.00 lb/ft
Bowl OD	11.00 in
Bowl Lateral	0.88 in
Max PSI	850 psi
Thd Disch Size	6", 8"

TURBINE OPERATIONS

Lubbock, Texas

NOMINAL BOWL PERFORMANCE CURVE AND DATA BASED ON PUMPING CLEAR, NON-AERATED WATER AND USING STANDARD MATERIALS OF CONSTRUCTION. RATED POINT ONLY CAN BE GUARANTEED BY THE FACTORY. CURVES REPRESENT SINGLE STAGE AVERAGE PERFORMANCE BASED ON TEST OF MULTI-STAGE BOWL ASSEMBLY. EFFICIENCY CORRECTION APPLIES DIRECTLY TO EFFICIENCY (-) AND HEAD (x) FOR LESSER STAGES. ACTUAL DRIVER OPERATING SPEED SHOULD BE VERIFIED.

Xylem |'zīləm|

- 1) The tissue in plants that brings water upward from the roots;
- 2) a leading global water technology company.

We're a global team unified in a common purpose: creating advanced technology solutions to the world's water challenges. Developing new technologies that will improve the way water is used, conserved, and re-used in the future is central to our work. Our products and services move, treat, analyze, monitor and return water to the environment, in public utility, industrial, residential and commercial building services settings. Xylem also provides a leading portfolio of smart metering, network technologies and advanced analytics solutions for water, electric and gas utilities. In more than 150 countries, we have strong, long-standing relationships with customers who know us for our powerful combination of leading product brands and applications expertise with a strong focus on developing comprehensive, sustainable solutions.

For more information on how Xylem can help you, go to www.xylem.com

To learn more about
turbine pumps:



Xylem Inc.
P.O. Box 5487
Lubbock, TX 79408
Tel +1.806.763.7867
Fax +1.800.453.4749
www.xylem.com

Xylem and Bell & Gossett are trademarks of Xylem Inc. or one of its subsidiaries.
Goulds is a registered trademark of Goulds Pumps, Inc. and is used under license. All
other trademarks or registered trademarks are property of their respective owners.
© 2024 Xylem Inc. C1800 SUB R4 May 2024