

3871 (EP04 & EP05) Series

CAST IRON EFFLUENT PUMPS



3871 (EP04 & EP05) Series Effluent Pumps can handle solids up to $\frac{3}{4}$ " and have a $1\frac{1}{2}$ " discharge. They feature a durable thermoplastic base and casing. The cast iron motor housing allows for efficient heat transfer, and durability. These "Complete. Reliable. Blue." pumps are ideal for residential effluent systems, and heavy duty sump applications.

APPLICATIONS

- Homes
- Farms
- Effluent systems
- Heavy duty sump
- Water transfer
- Dewatering

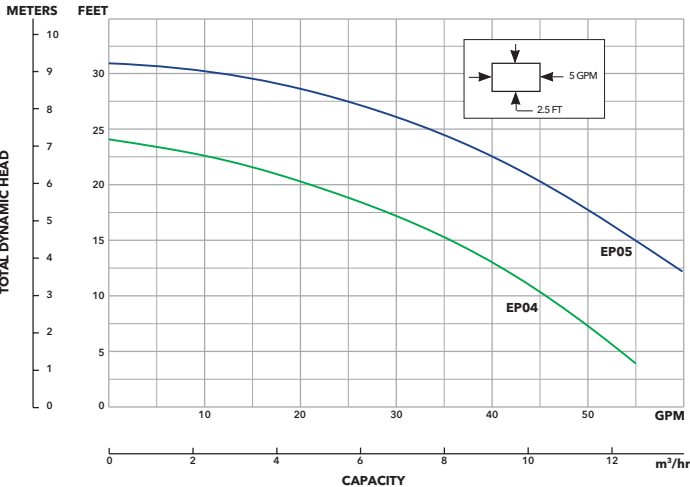
FEATURES

- EP04 Impeller, featuring a thermoplastic semi-open design with pump-out vanes for mechanical seal protection
- EP05 Impeller, featuring a thermoplastic enclosed design for improved performance
- Rugged thermoplastic casing and base, to provide superior strength and corrosion resistance
- Cast iron motor housing for efficient heat transfer, strength and durability
- Thermoplastic motor cover with integral handle and float switch attachment points
- Severe-duty rated power cable that's resistant to oil and water
- Upper and lower heavy-duty ball bearing construction
- Capable of running dry without damaging the components
- 3 year standard warranty (4 year GPDA)

PRODUCT SPECIFICATIONS

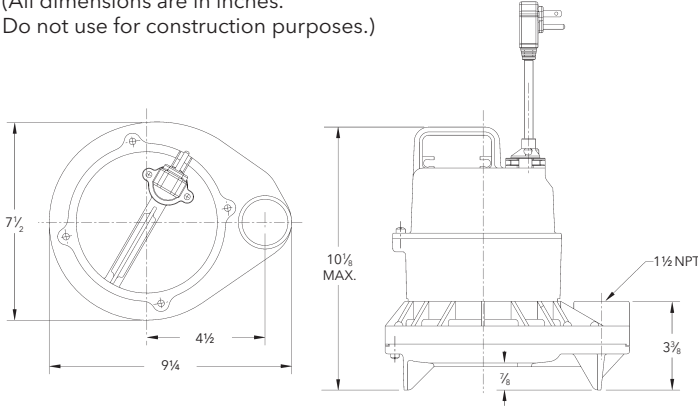
Order Number	HP	Volts	Amps	Minimum Circuit Breaker	Phase	Float Switch Style	Cord Length	Discharge Connection	Minimum On Level	Minimum Off Level	Minimum Basin Diameter	Maximum Solids Size	Shipping Weight lbs.kg
EP0411	.4	115	12	20	1	Plug / No Switch	10'	1½"	Manual	Manual	15"	¾"	20 / 9.1
EP0411A						Piggyback / Wide-Angle	10'		12"	6"			21 / 9.5
EP0411F						Plug / No Switch	20'		Manual	Manual			20 / 9.1
EP0411AC						Piggyback / Wide-Angle	20'		12"	6"			21 / 9.5
EP0412		230	6	10		Plug / No Switch	10'		Manual	Manual			20 / 9.1
EP0511F	.5	115	13	20		Plug / No Switch	20'		Manual	Manual			22 / 10
EP0511AC						Piggyback / Wide-Angle	20'		12"	6"			23 / 10.4
EP0512F		230	6.5	10		Plug / No Switch	20'		Manual	Manual			22 / 10

PERFORMANCE CURVES



DIMENSIONS


(All dimensions are in inches.
Do not use for construction purposes.)



MATERIALS OF CONSTRUCTION

Part Name	Material
Impeller	Thermoplastic
Casing & Base	Thermoplastic
Motor Housing	Cast Iron
Cord	SJTOW
Mechanical Switch	cURus listed, 13A, 115V
Fasteners	Stainless Steel
Handle	Thermoplastic

AGENCY LISTINGS

 Tested to UL778 CAN 22.2 by
CSA International (Canadian Standards Association)

Learn more about
3871 pumps



Xylem Inc.
2881 East Bayard Street Ext., Suite A
Seneca Falls, NY 13148
Phone: (866) 325-4210 • Fax: (888) 322-5877
www.xylem.com/goulds

Xylem is a registered trademark of Xylem Inc. or one of its subsidiaries. Goulds is a registered trademark of ITT Manufacturing Enterprises LLC and is used under license. All other trademarks or registered trademarks are property of their respective owners.
© 2024 Xylem Inc. GWT3871EP4-5SS-120070 R1 May 2024

**COMPLETE.
RELIABLE. BLUE.**
Learn more about
our complete line
of wastewater
products.

